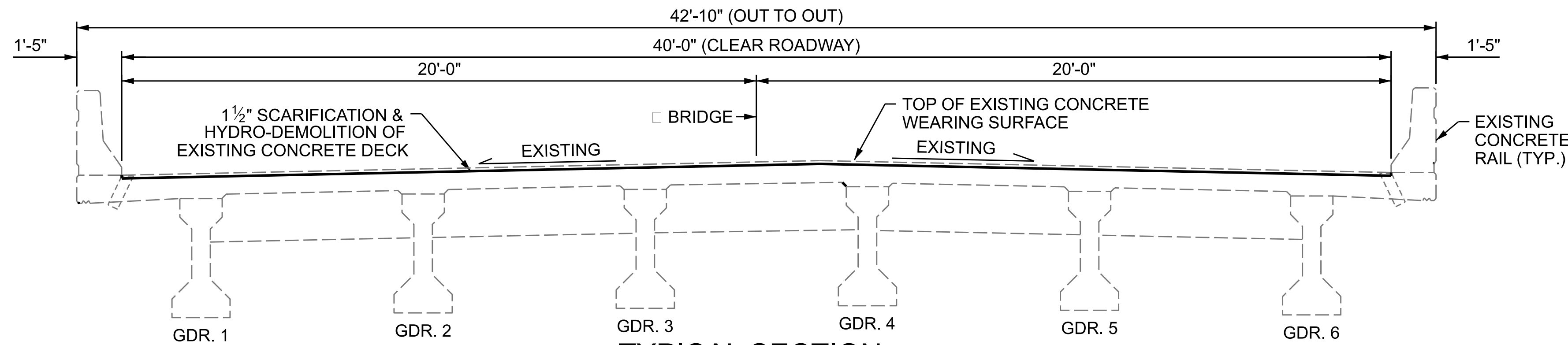
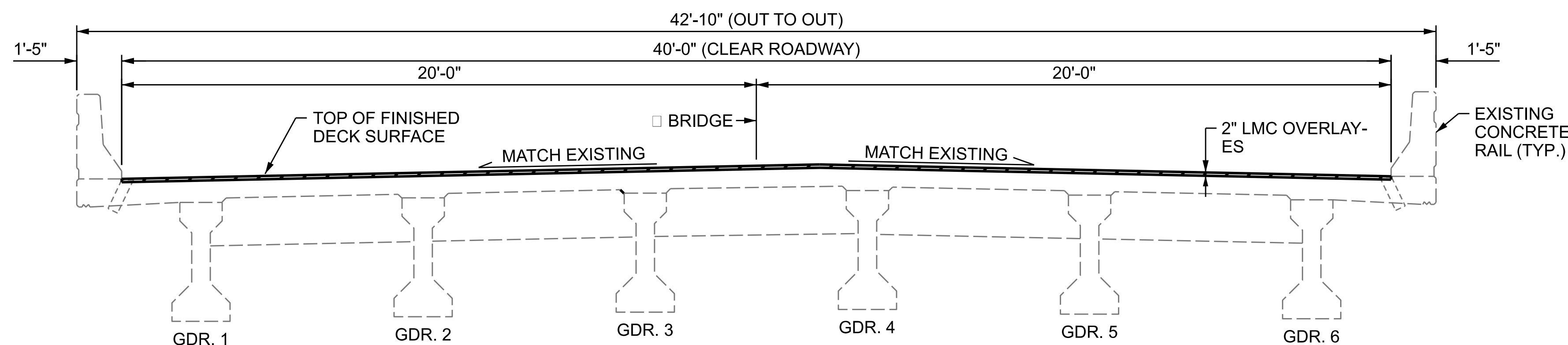


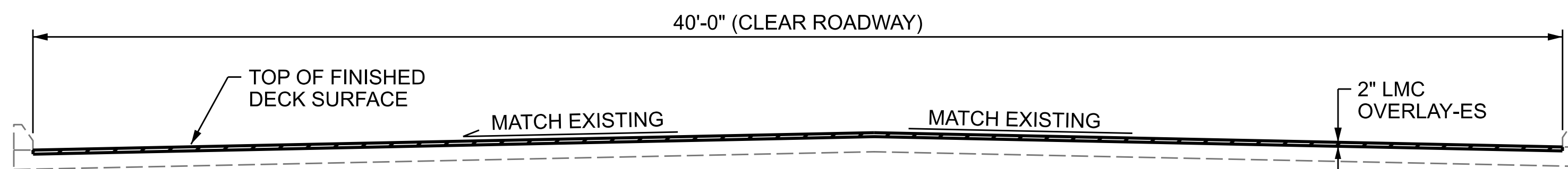
TYPICAL SECTION - APPROACH SLAB 1
(EXISTING)



TYPICAL SECTION
(EXISTING)



TYPICAL SECTION
(PROPOSED)

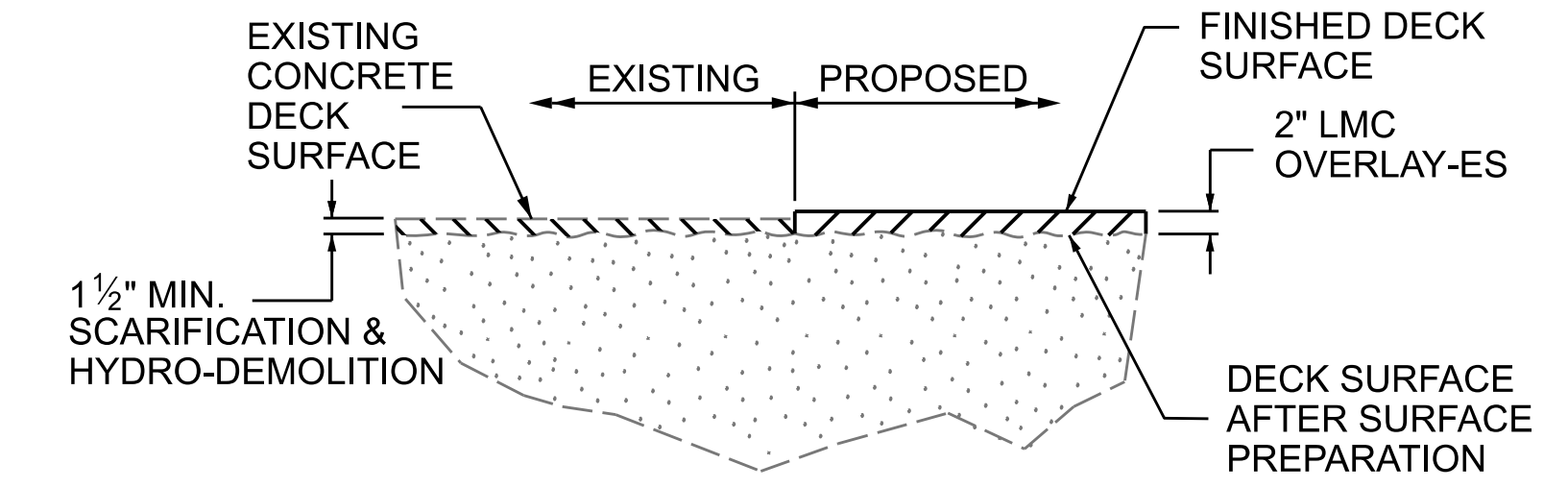


TYPICAL SECTION - APPROACH SLAB 1
(PROPOSED)

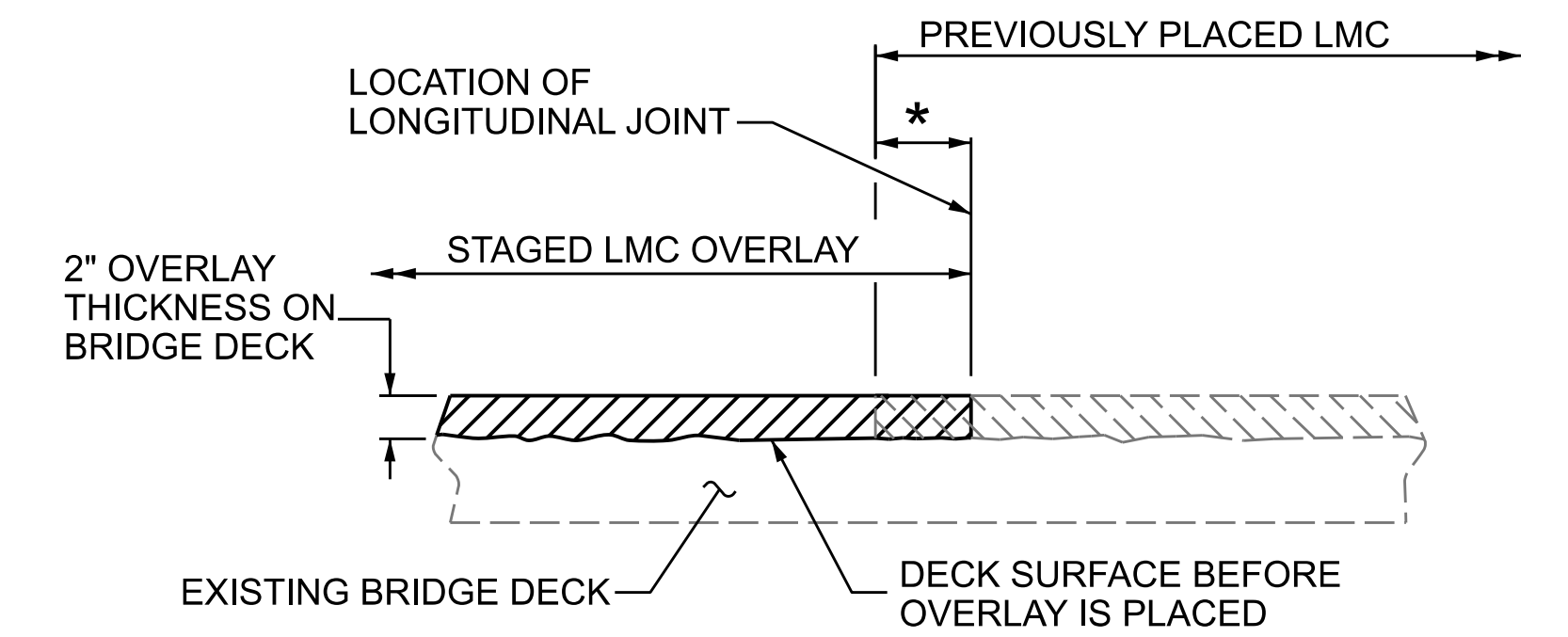
NOTES:

WHEN PREPARING THE SURFACE FOR LMC OVERLAY - ES ADJACENT TO A PREVIOUSLY PLACED LMC STAGE, THE PREVIOUSLY PLACED LMC SHALL BE REMOVED FOR A DISTANCE OF 4 INCHES FROM THE LMC EDGE. THE SURFACE OF THE NEW STAGE AREA, ALONG WITH THE 4 INCH OVERLAY AREA, SHALL BE PREPARED AS PER THE OVERLAY SURFACE PREPARATION SPECIAL PROVISIONS. NEW LMC SHALL BE PLACED IN THE 4 INCH OVER LAP, AS PART OF NEW LMC STAGE PLACEMENT.

SEE TRAFFIC MANAGEMENT PLANS FOR LANE WIDTHS, SEQUENCING, AND OTHER TRAFFIC CONTROL MEASURES FOR STAGING OF OVERLAY SURFACE PREPARATION AND LMC PLACEMENT.



DETAIL OF LMC OVERLAY-ES




SECTION THRU DECK
STAGED LMC OVERLAY-ES JOINT

* 4" OVERLAP BETWEEN OVERLAYS

PROJECT NO. 15BPR.125.3
CHEROKEE COUNTY
BRIDGE NO. 190010

SHEET 1 OF 2



STATE OF NORTH CAROLINA
DEPARTMENT OF TRANSPORTATION
RALEIGH
**TYPICAL SECTIONS
SPANS A, B, & E
& SURFACE
PREPARATION DETAILS**

DRAWN BY : S. AGUILAR HERNANDEZ DATE : 6/2022
CHECKED BY : A. SORSENGINH DATE : 6/2022
DESIGN ENGINEER OF RECORD: _____ DATE : _____

REVISIONS						SHEET NO.
NO.	BY:	DATE:	NO.	BY:	DATE:	S2-02
1			3			TOTAL SHEETS
2			4			28

DOCUMENT NOT CONSIDERED
FINAL UNLESS ALL
SIGNATURES COMPLETED