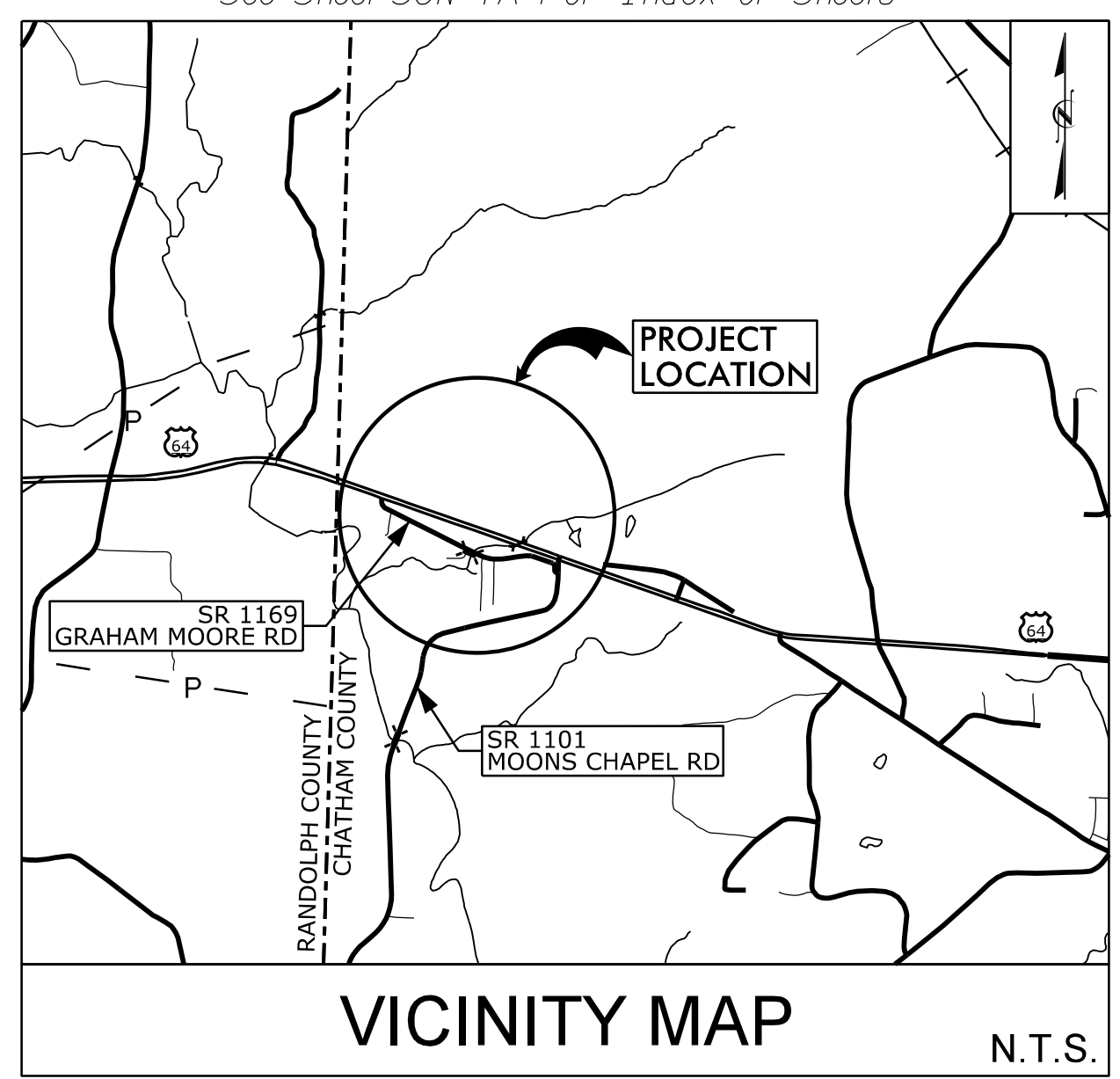


09/08/19

bwhite
8/22/2023
c:\pwworking\gfpw01\bwhite\d151435\HE-001_sgn_1sh1.dgn

TIP PROJECT: HE-0011

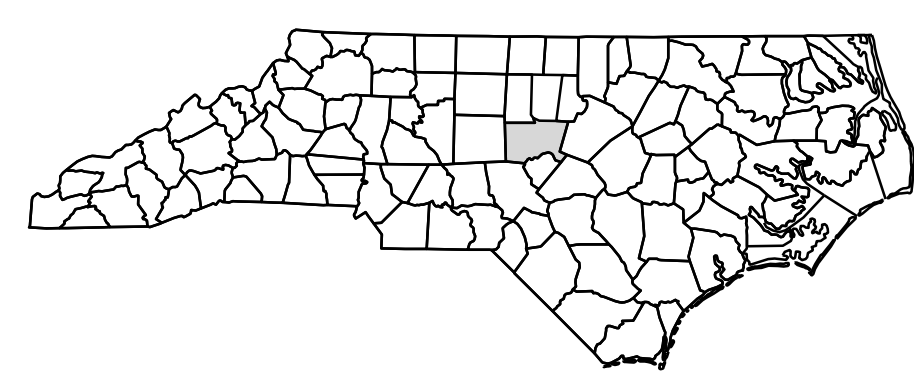
See Sheet SGN-1A For Index of Sheets



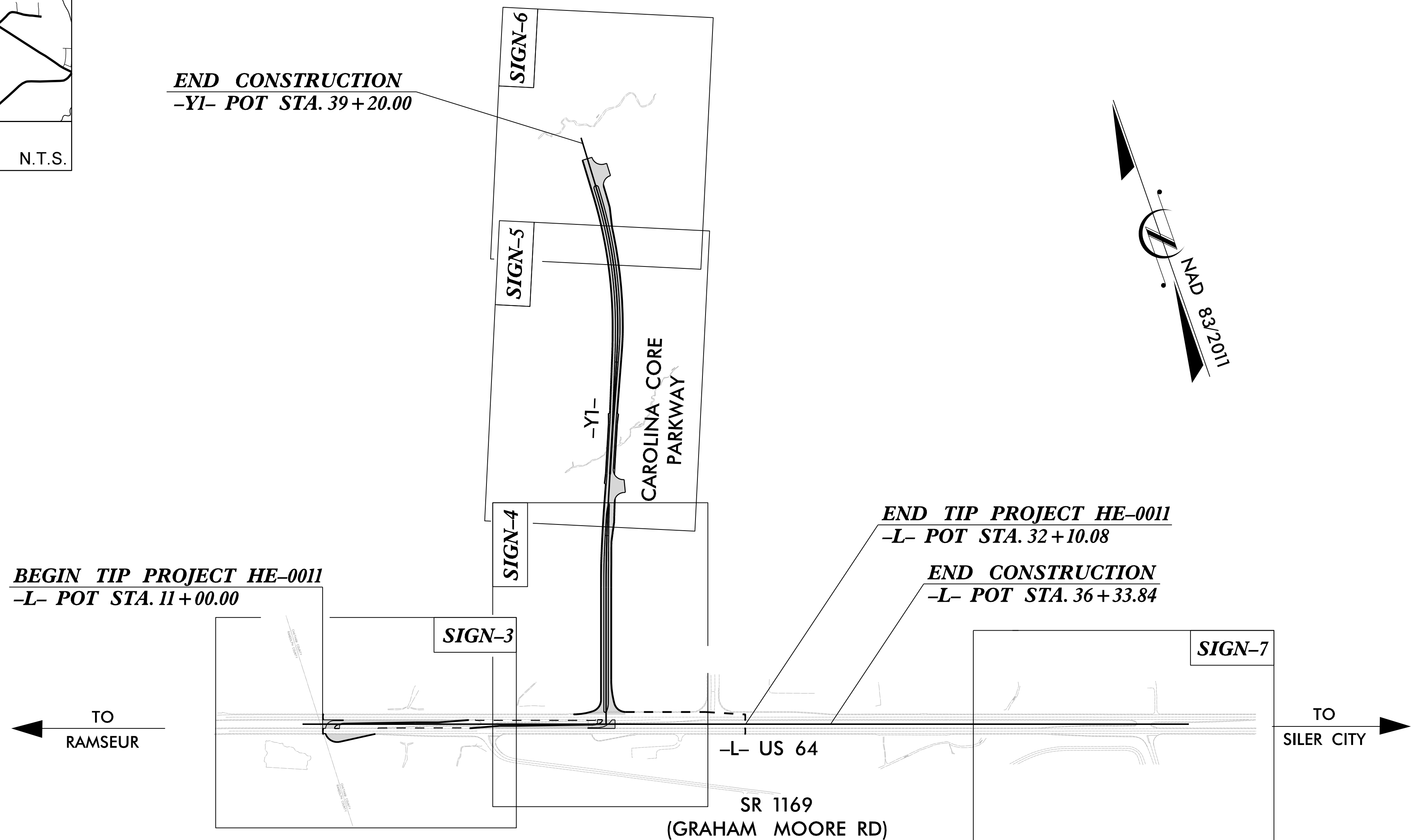
STATE OF NORTH CAROLINA
DEPARTMENT OF TRANSPORTATION

STATE	STATE PROJECT REFERENCE NO.	SHEET NO.
N.C.	HE-0011	SIGN-1

DIVISION 8



SIGNING PLANS
CHATHAM COUNTY
LOCATION: CAM SITE ROADWAY IMPROVEMENTS
ALONG US 64 JUST WEST OF SILER CITY



Prepared in the Office of:

GANNETT FLEMING
One Glenwood Avenue
Suite 900
Raleigh, NC 27603
919-420-7660
NC Lic. No. F-0270

RICKY A. TIPTON, PE
PROJECT ENGINEER

DONALD HARTLAND, P.E.
PROJECT DESIGN ENGINEER


GREG S. DAVIS, PE
PROJECT ENGINEER
NCDOT HIGHWAY DIVISION 8

PROJECT ENGINEER

DocuSigned by:
Ricky A. Tipton
9/6/2023 P.E.

PROJECT DESIGN ENGINEER

DocuSigned by:
Donald Hartland
9/7/2023 P.E.





GENERAL NOTES

THE FOLLOWING GENERAL NOTES APPLY AT ALL TIMES FOR THE DURATION OF THE CONSTRUCTION PROJECT, EXCEPT WHEN OTHERWISE NOTED IN THE PLAN, OR DIRECTED BY THE ENGINEER.

- SIGNS FURNISHED BY STATE
- IF REMOVAL OR RELOCATION OF SIGNS ON PRIVATE STREET (NON-STATE MAINTAINED) IS REQUIRED DUE TO CONSTRUCTION, THE CONTRACTOR SHALL INFORM THE ENGINEER, THE WORK WILL BE COMPLETED BY OTHERS.
- SIGNING PLANS DO NOT INCLUDE TEMPORARY CONSTRUCTION SIGNING OR PAVEMENT MARKINGS.
- WHEN NOT STATIONED OR DIMENSIONED ON PLANS, ALL "E" AND "F" SIGNS SHALL BE FIELD LOCATED BY THE ENGINEER.
- WHEN EXISTING SIGNS ARE REMOVED AND INSTALLED ON NEW SUPPORTS, THE RE-ELECTION SHALL IMMEDIATELY FOLLOW THE REMOVALS.
- THE BACKGROUND FOR TYPE "E" AND "F" SIGNS SHALL BE TYPE "C" REFLECTIVE SHEETING.

INDEX

SHEET NO.	DESCRIPTION
SIGN-1	SIGNING PLAN TITLE
SIGN-1A	GENERAL NOTES, INDEX, STANDARDS, AND SCHEDULE SHEET
SIGN-2	TYPE "E" & "F" SIGNS
SIGN-2A	U-TURN SIGN DETAIL
SIGN-3 TO SIGN-7	SIGNING PLANS

SUMMARY OF QUANTITIES

ITEM NO.		ITEM DESCRIPTION	QUANTITY	UNIT
DESC. NO.	SECT. NO.			
407200000	903	SUPPORTS, 3 LB STEEL U-CHANNEL	175	L.F.
410200000	904	SIGN ERECTION, TYPE E	21	EA.
410800000	904	SIGN ERECTION, TYPE F	4	EA.
415500000	907	DISPOSAL OF SIGN SYSTEMS, U-CHANNEL	5	EA.

ROADWAY STANDARD DRAWING

THE FOLLOWING ROADWAY STANDARDS AS APPEAR IN "ROADWAY STANDARD DRAWINGS" - PROJECT SERVICES UNIT - N.C. DEPARTMENT OF TRANSPORTATION - RALEIGH, N.C., DATED JANUARY 2018 ARE APPLICABLE TO THIS PROJECT AND BY REFERENCE HEREBY ARE CONSIDERED A PART OF THESE PLANS:


STD. NO.	TITLE
904.10	ORIENTATION OF GROUND MOUNTED SIGNS
904.50	MOUNTING OF TYPE 'D', 'E', AND 'F' SIGNS ON 'U' CHANNEL POSTS

7/25/2023 cs:\pwworking\gfpw01\jblankenship\pegfnet.com\d1551435\HE-0011_sgn_t.shia.dgn jblankenship

APPROVED: *Donald A. Hartland*
9C0605F8DE85480...

DATE: 9/7/2023










SEAL



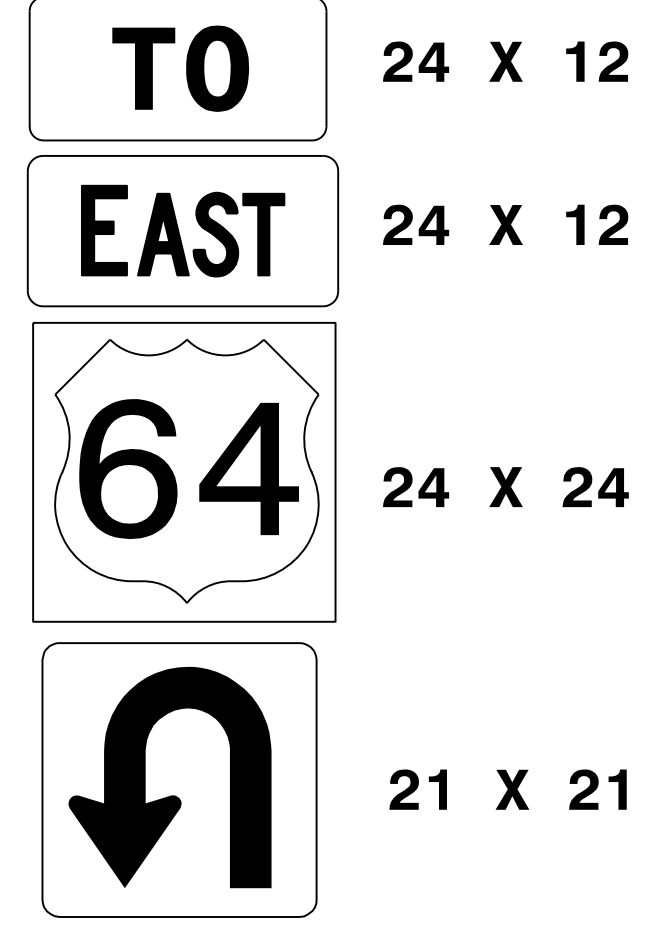
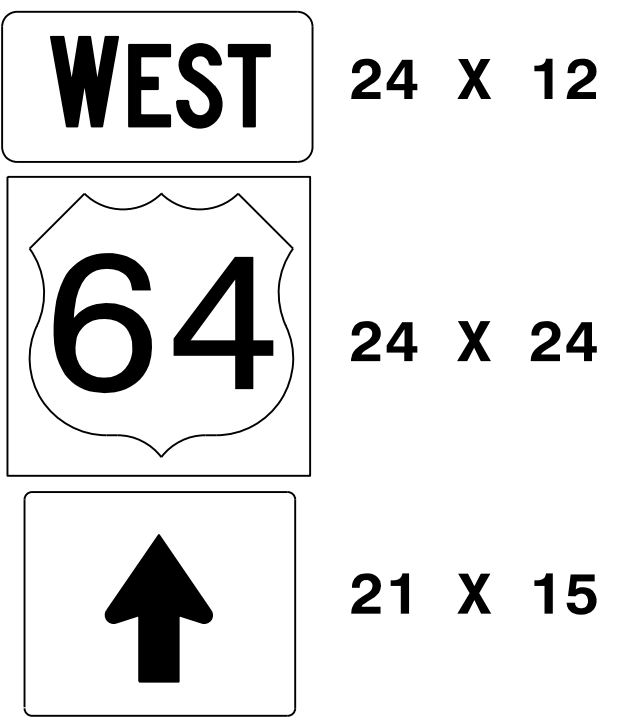
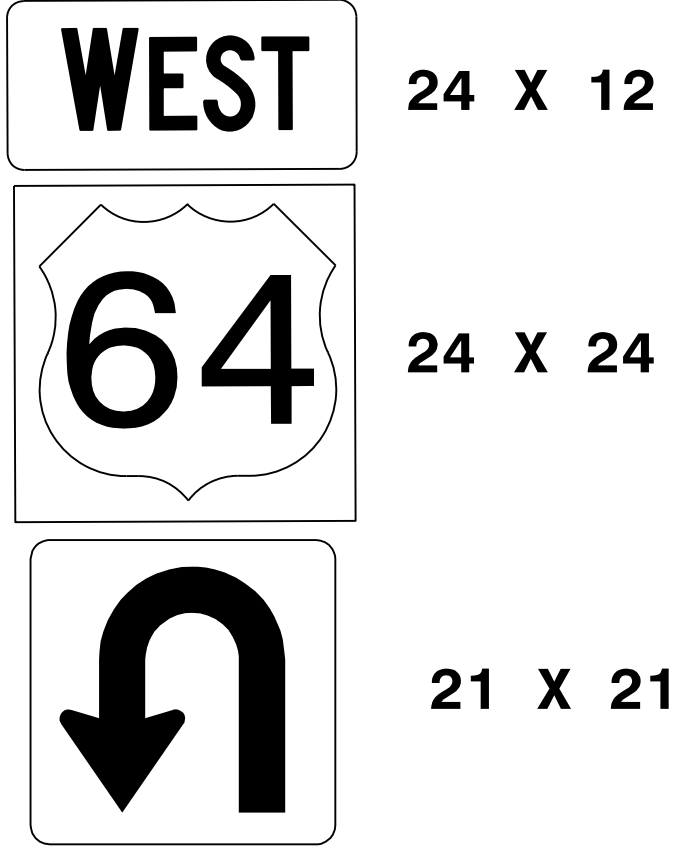

**GENERAL NOTES,
INDEX, STANDARDS,
AND SCHEDULE SHEET**

**DOCUMENT NOT CONSIDERED FINAL
UNLESS ALL SIGNATURES COMPLETED**

TYPE "E" SIGNS

<p>401 QUANTITY REQ'D 4</p>  <p>36 X 36 R1-1</p> <p>ONE "U" POST PER SIGN</p>	<p>402 QUANTITY REQ'D 4</p>  <p>24 X 30 R4-7</p> <p>ONE "U" POST PER SIGN MOUNT BACK TO BACK WITH SIGN 401 IN INSTALLATION</p>	<p>403 QUANTITY REQ'D 3</p>  <p>18 X 18 OM4-3</p> <p>ONE "U" POST PER SIGN</p>	<p>404 QUANTITY REQ'D 2</p>  <p>36 X 36 W12-1</p> <p>ONE "U" POST PER SIGN</p>	<p>405 QUANTITY REQ'D 1</p>  <p>54 X 18 R6-1 (L)</p> <p>TWO "U" POST PER SIGN</p>
<p>406 QUANTITY REQ'D 1</p>  <p>54 X 18 R6-1 (R)</p> <p>TWO "U" POST PER SIGN</p>	<p>407 QUANTITY REQ'D 2</p>  <p>24 X 24 R3-4</p> <p>ONE "U" POST PER SIGN</p>	<p>408 QUANTITY REQ'D 1</p>  <p>24 X 24 R3-2</p> <p>ONE "U" POST PER SIGN MOUNT BELOW SIGN 401 IN 1 INSTALLATION</p>	<p>409 QUANTITY REQ'D 1</p>  <p>36 X 24 R5-1a</p> <p>ONE "U" POST PER SIGN</p>	

TYPE "F" SIGNS

<p>501 QUANTITY REQ'D 1</p>  <p>24 X 12 24 X 12 24 X 24 21 X 21</p> <p>ONE "U" POST PER SIGN</p>	<p>502 QUANTITY REQ'D 1</p>  <p>24 X 12 24 X 24 21 X 15</p> <p>ONE "U" POST PER SIGN</p>	<p>503 QUANTITY REQ'D 1</p>  <p>24 X 12 24 X 24 21 X 21</p> <p>ONE "U" POST PER SIGN</p>	<p>504 QUANTITY REQ'D 1</p>  <p>24 X 12 24 X 24 21 X 21</p> <p>ONE "U" POST PER SIGN</p>
--------------------------------------------------------------------------------------------------------------------------------------------------------------------------------------------------------	----------------------------------------------------------------------------------------------------------------------------------------------------------------------------------------------	----------------------------------------------------------------------------------------------------------------------------------------------------------------------------------------------	----------------------------------------------------------------------------------------------------------------------------------------------------------------------------------------------

TYPE "E" & "F" SIGNS

APPROVED: *Donald A. Ireland*
9C0605F8DE85480...

DATE: 9/7/2023

SEAL

**DOCUMENT NOT CONSIDERED FINAL
UNLESS ALL SIGNATURES COMPLETED**





SIGN NUMR:
 TYPE: F Ground
 QUANTITY: 1
 SIGN WIDTH: 1'-9"
 HEIGHT: 1'-9"
 TOTAL AREA: 3.1 Sq.Ft.

BACKG. COLOR: White
 COPY COLOR: Black

DESIGN BY:
 PROJECT ID:

CHK BY:
 DIV:

STD #:
 DATE:

N. C. DEPARTMENT OF TRANSPORTATION
 DIVISION OF HIGHWAYS
 TRANSPORTATION MOBILITY & SAFETY
 SIGNING & DELINEATION UNIT



MAT'L: 0.063" ALUMINUM

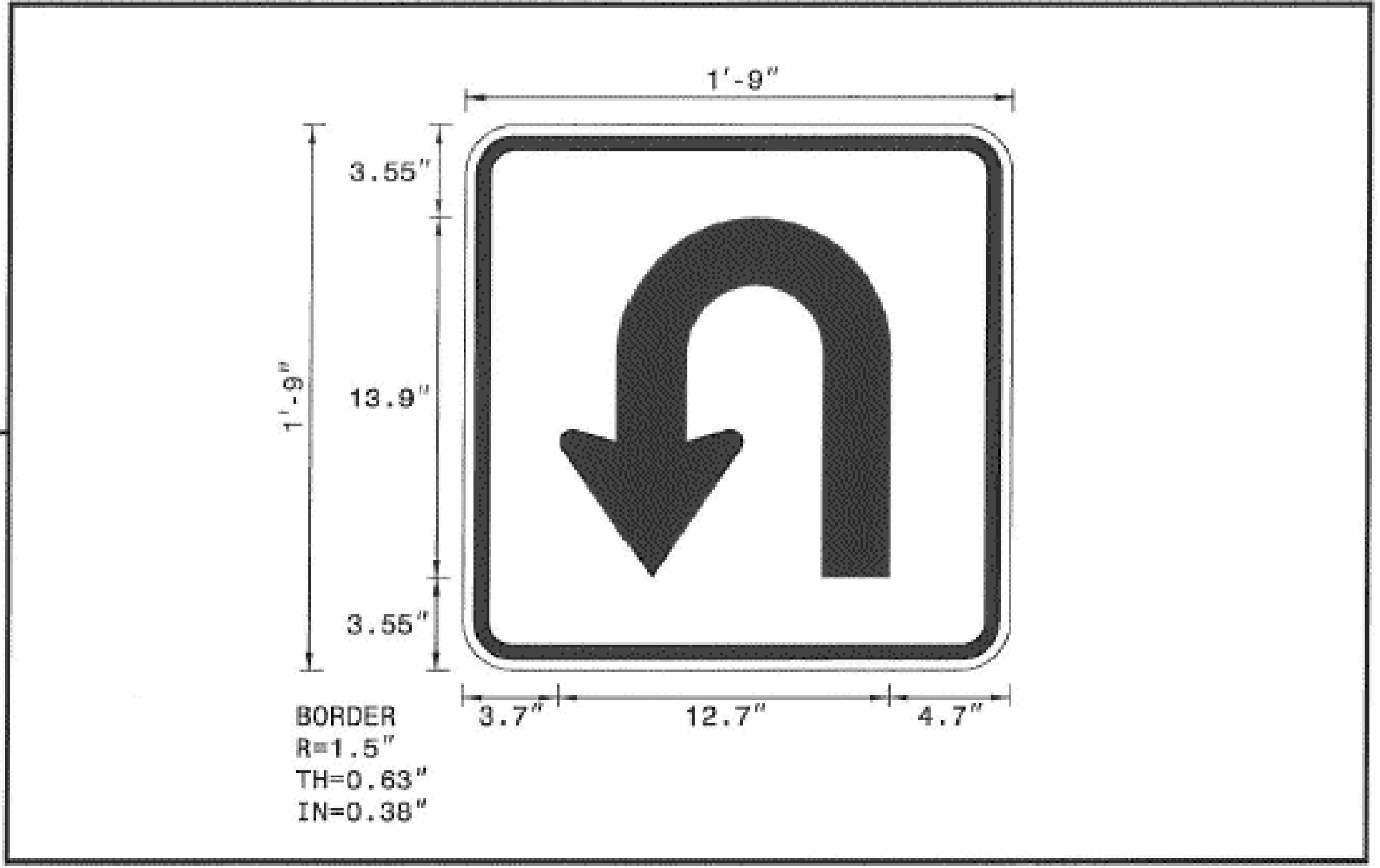
BORDER TYPE: RECESSED
 RECESS: 0.38"
 WIDTH: 0.63"
 RADII: 1.5"

NO. Z BARS:
 LENGTH:

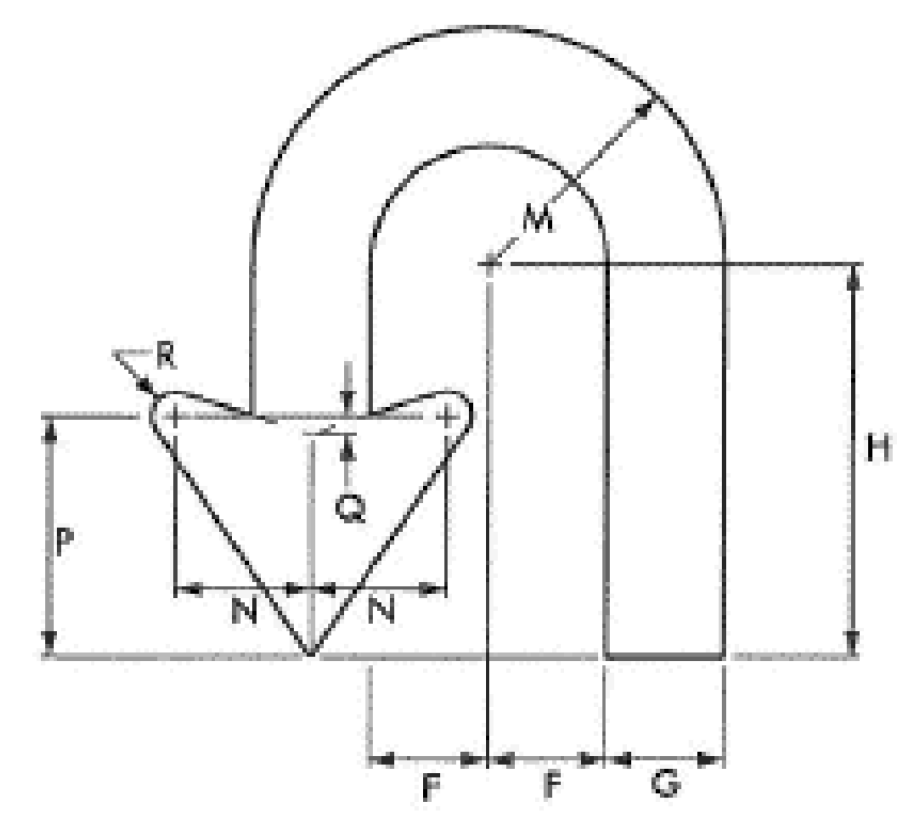
SYMBOL	X	Y	WID	HT
u arrow	3.7	3.5	12.7	13.9

NOTES:

- Legend and border shall be direct applied
Non-reflective sheeting.
- Background shall be Grade C reflective sheeting.



Arrow Details



ARROW DIMENSIONS (INCHES)	F	G	H	M	N	P	Q	R
	2.625	2.625	8.659	5.25	3	5.25	0.375	0.5

Spacing Factor is 1 unless specified otherwise
 FILENAME: 05ENG

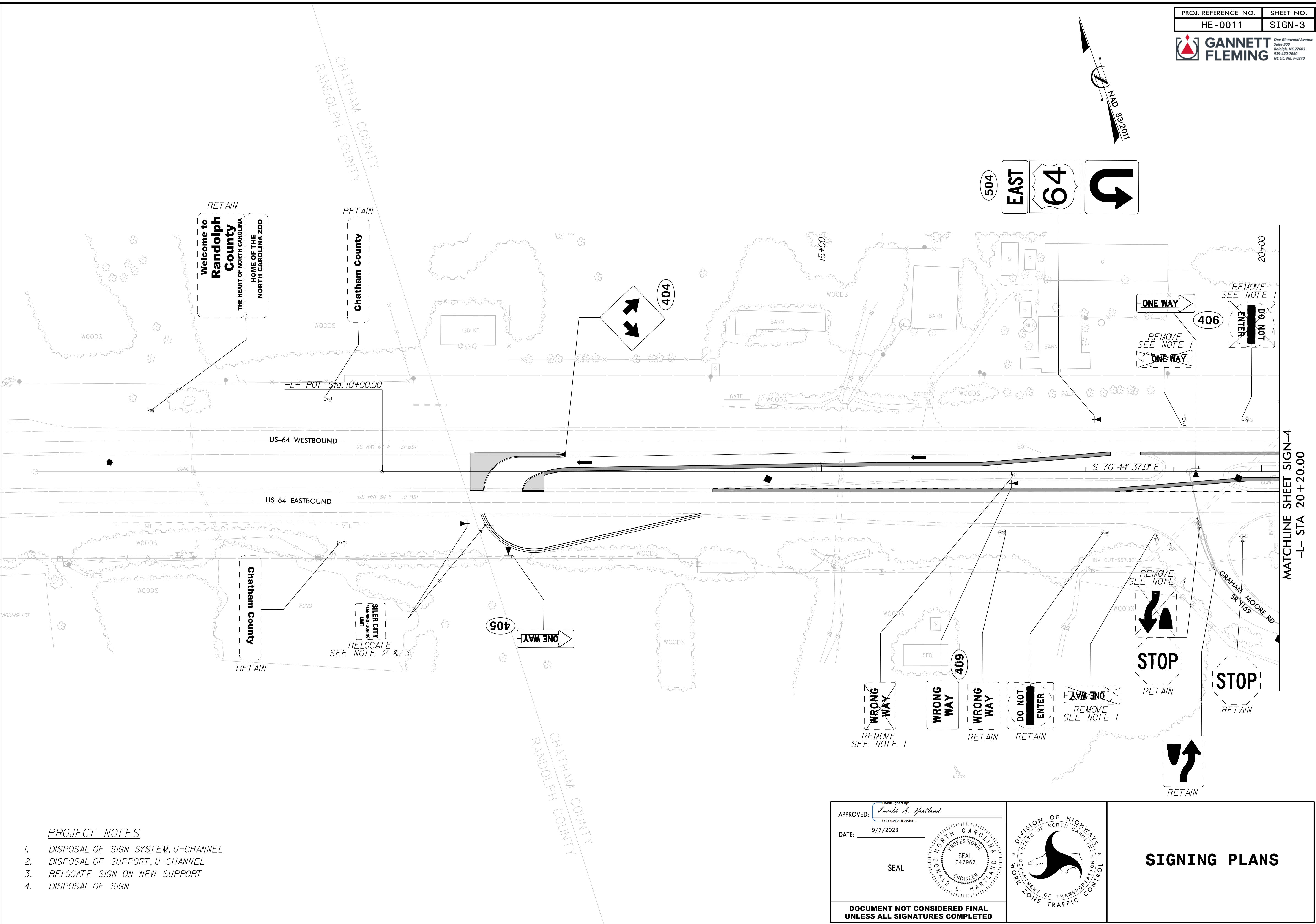
7/25/2023 8:20:00 AM c:\pwworking\gfpw01\blankenship\pegfnet.com\d1551435\HE-0011_sgn_t.shia.dgn blankenship

APPROVED: *Donald A. Hartland*
 DATE: 9/7/2023
 SEAL
 DOCUMENT NOT CONSIDERED FINAL
 UNLESS ALL SIGNATURES COMPLETED



DIVISION OF HIGHWAYS
 STATE OF NORTH CAROLINA
 DEPARTMENT OF TRANSPORTATION
 WORK ZONE TRAFFIC CONTROL

U-TURN SIGN DETAIL




PROJECT NOTES

1. DISPOSAL OF SIGN SYSTEM, U-CHANNEL
2. DISPOSAL OF SUPPORT, U-CHANNEL
3. RELOCATE SIGN ON NEW SUPPORT
4. DISPOSAL OF SIGN

APPROVED: *Donald A. Jethland*
 DATE: 9/7/2023

SEAL

DOCUMENT NOT CONSIDERED FINAL
 UNLESS ALL SIGNATURES COMPLETED

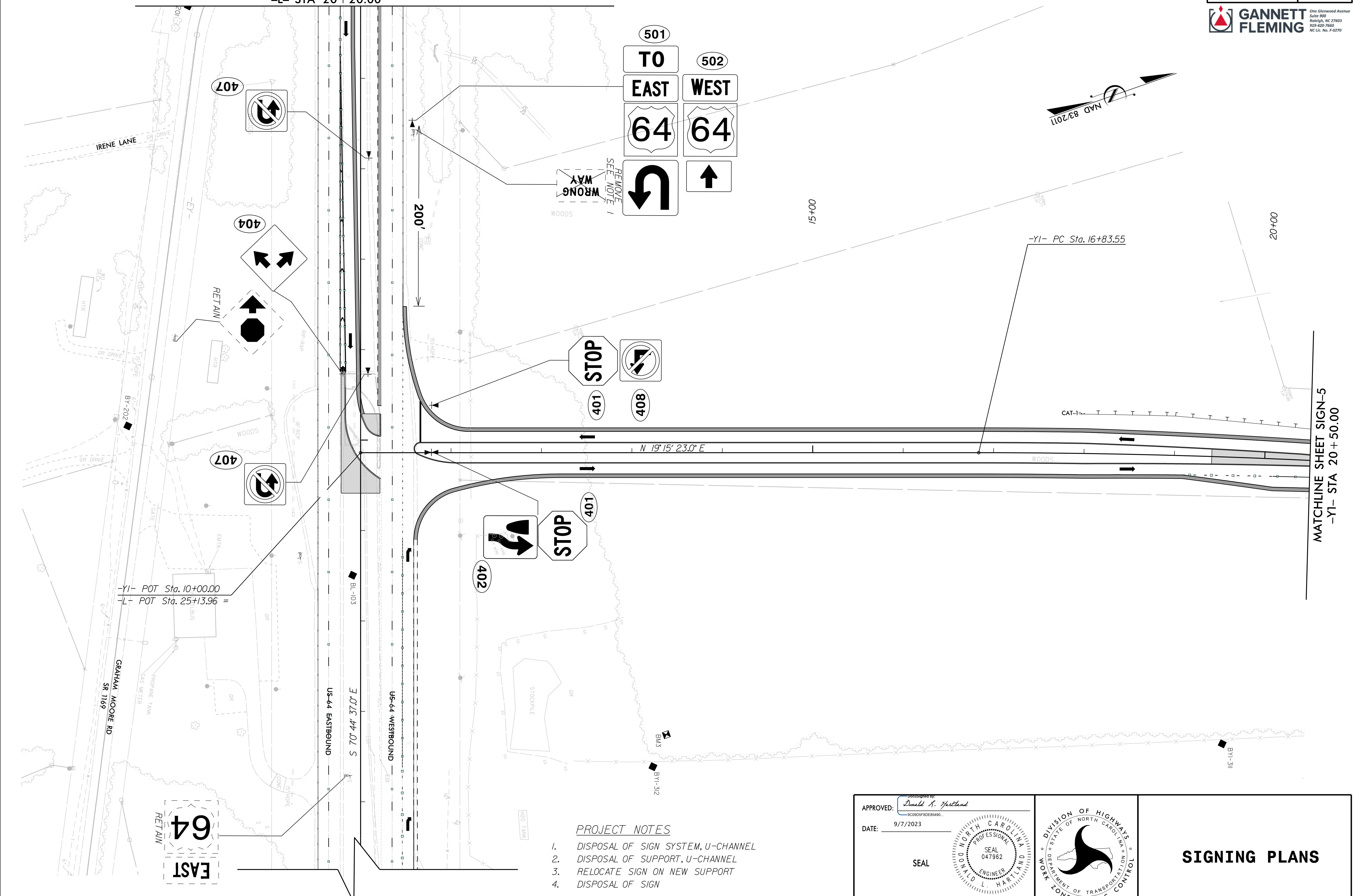


SIGNING PLANS

7/25/2023 02:30:00 pm c:\pwworking\gfpw01\blankenship\p01\HE-0011_sgn_psn03.dgn blankenship

MATCHLINE SHEET SIGN-3
-L- STA 20+20.00

PROJ. REFERENCE NO. HE-0011	SHEET NO. SIGN-4
--------------------------------	---------------------




MATCHLINE SHEET SIGN-5
-YI- STA 20+50.00

64
EAST
RETAIN

PROJECT NOTES

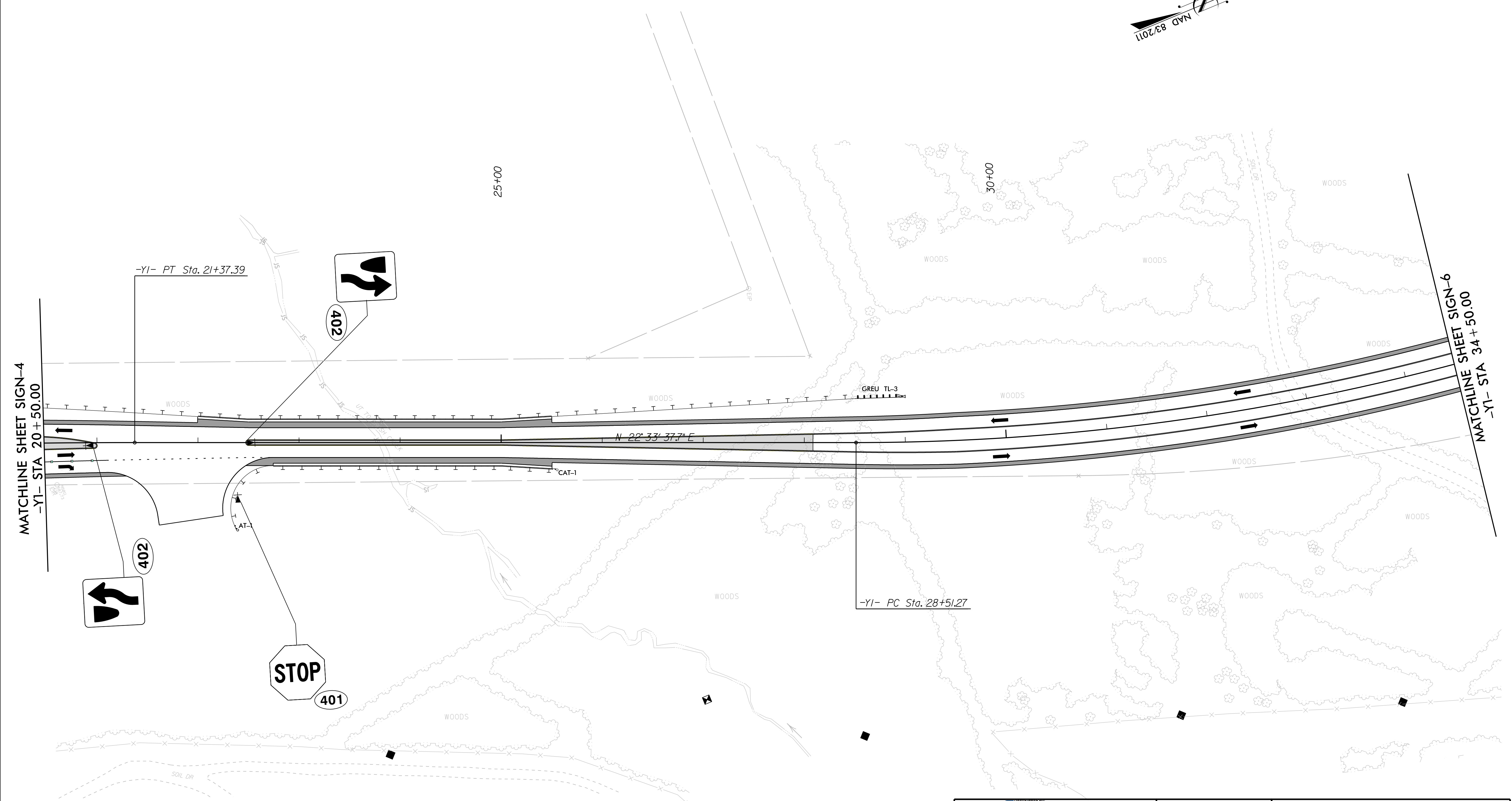
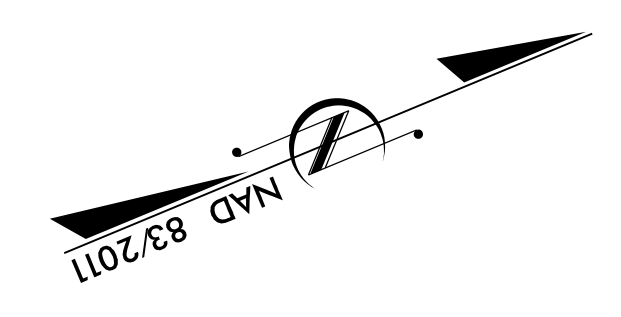
1. DISPOSAL OF SIGN SYSTEM, U-CHANNEL
2. DISPOSAL OF SUPPORT, U-CHANNEL
3. RELOCATE SIGN ON NEW SUPPORT
4. DISPOSAL OF SIGN

APPROVED: *Donald A. Highland*
 DATE: 9/7/2023
 SEAL
 DOCUMENT NOT CONSIDERED FINAL
 UNLESS ALL SIGNATURES COMPLETED



SIGNING PLANS

8/22/2023
c:\pwworking\gfpw01\blankenship\blankenship\HE-0011_sgn_psn04.dgn
blankenship



PROJECT NOTES

1. DISPOSAL OF SIGN SYSTEM, U-CHANNEL
2. DISPOSAL OF SUPPORT, U-CHANNEL
3. RELOCATE SIGN ON NEW SUPPORT
4. DISPOSAL OF SIGN


APPROVED: *Donald A. Hartland*
 DATE: 9/7/2023

SEAL

DESIGNED BY: *Donald A. Hartland*
 9C605F80E85490

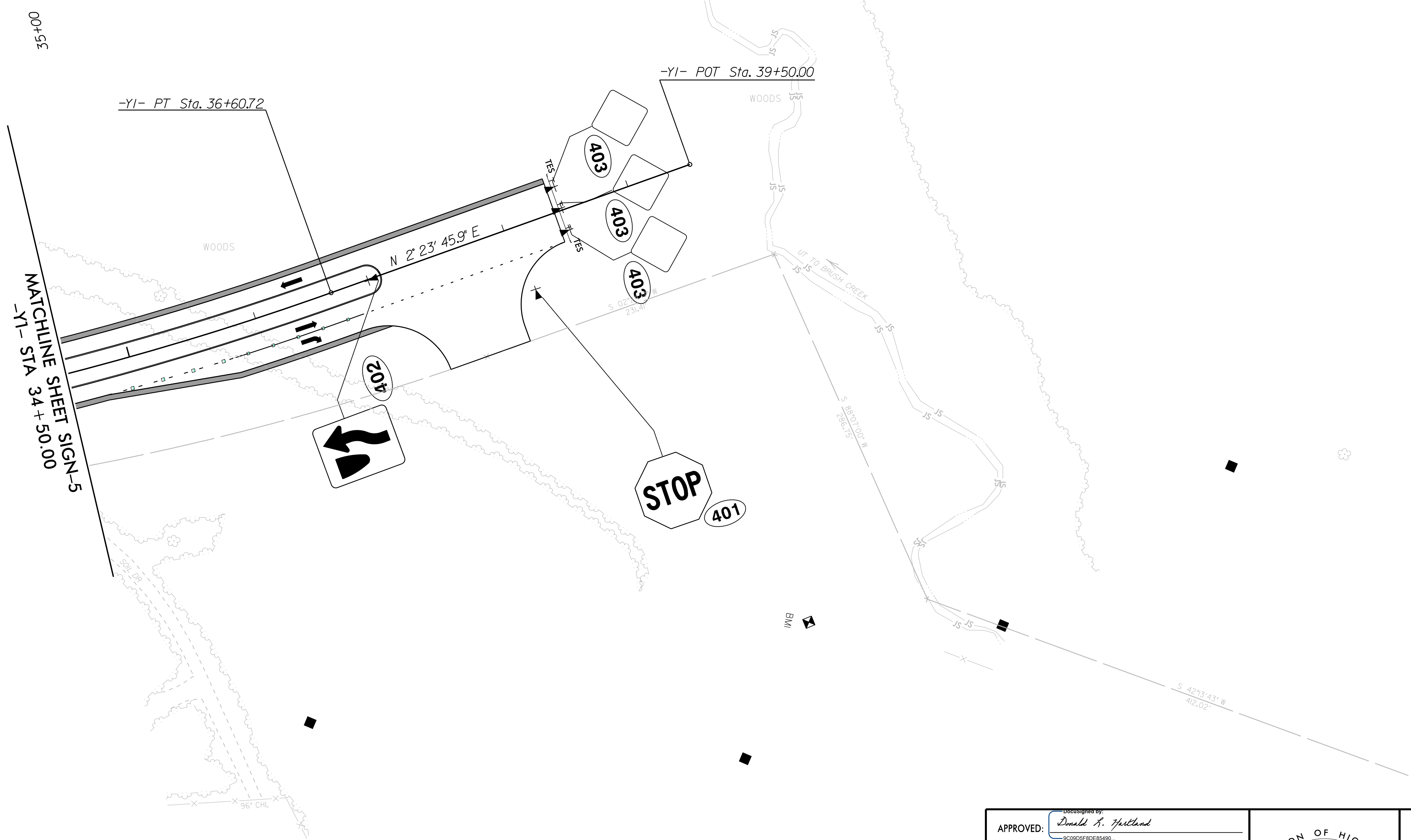
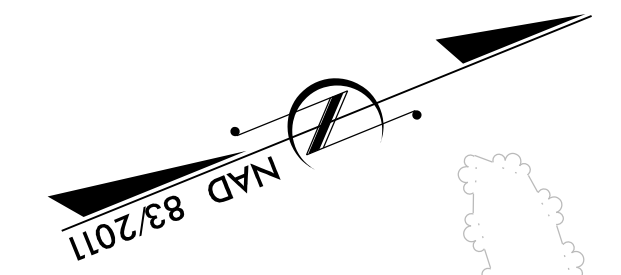
SEAL
 047962
 W. L. HARTLAND
 ENGINEER

**DOCUMENT NOT CONSIDERED FINAL
 UNLESS ALL SIGNATURES COMPLETED**



SIGNING PLANS

8/22/2023
 cs:\pwworking\gfpw01\jblankenship\egfnet.com\d1551435\HE-0011_sgn_psn05.dgn
 jblankenship



PROJECT NOTES

1. DISPOSAL OF SIGN SYSTEM, U-CHANNEL
2. DISPOSAL OF SUPPORT, U-CHANNEL
3. RELOCATE SIGN ON NEW SUPPORT
4. DISPOSAL OF SIGN


7/25/2023
 c:\pwworking\gffpw01\blankenship\pegfnet.com\d1551435\HE-0011_sgn_psn06.dgn
 blankenship

APPROVED: *Donald A. Hartland*
9C0605F8DE85480...

DATE: 9/7/2023

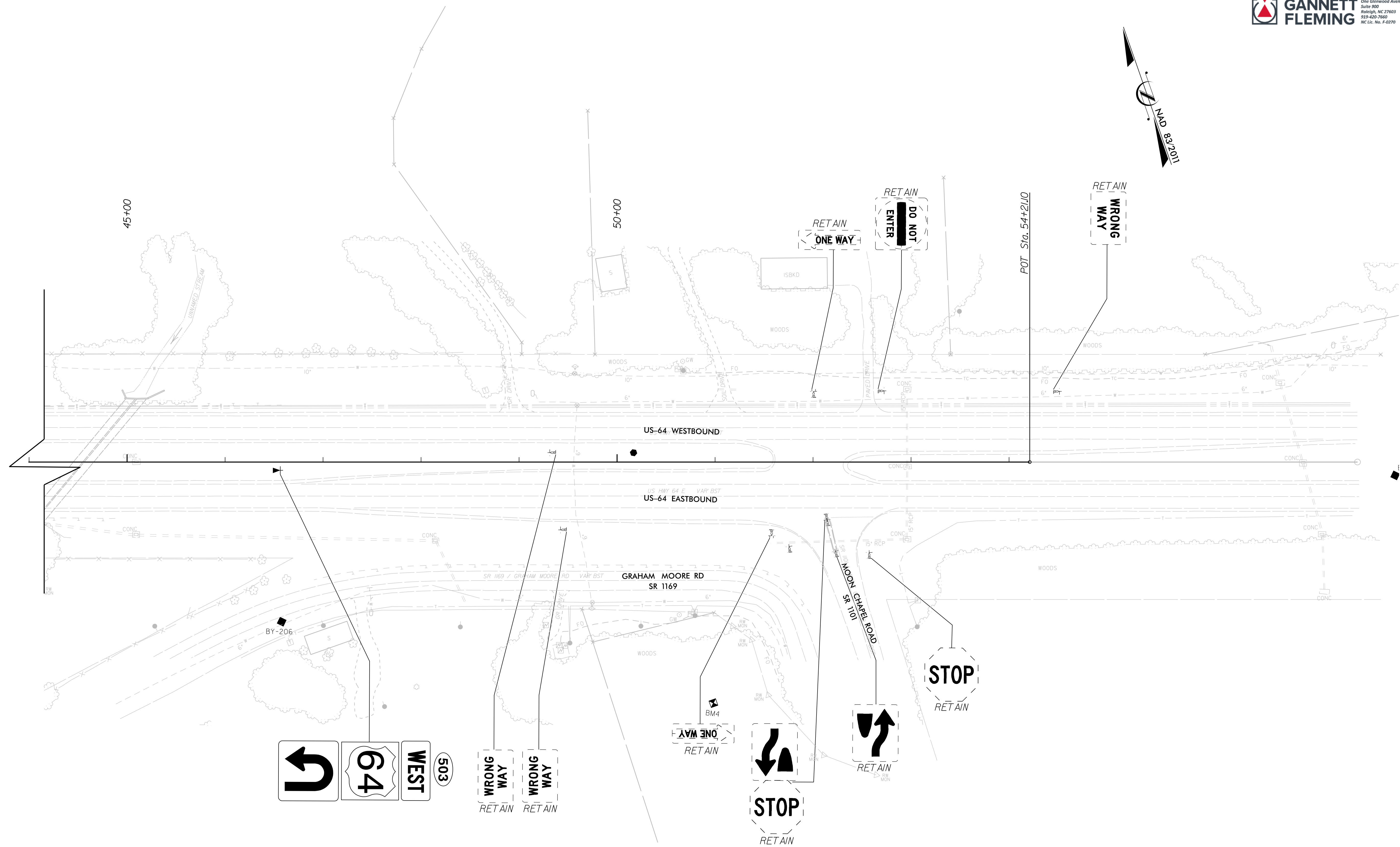
SEAL

**DOCUMENT NOT CONSIDERED FINAL
 UNLESS ALL SIGNATURES COMPLETED**



SIGNING PLANS

DIVISION OF HIGHWAYS
 STATE OF NORTH CAROLINA
 DEPARTMENT OF TRANSPORTATION
 WORK ZONE TRAFFIC CONTROL



- PROJECT NOTES**
1. DISPOSAL OF SIGN SYSTEM, U-CHANNEL
 2. DISPOSAL OF SUPPORT, U-CHANNEL
 3. RELOCATE SIGN ON NEW SUPPORT
 4. DISPOSAL OF SIGN

7/25/2023
c:\pwworking\gfpw01\blankenship\pnet.com\d1551435\HE-0011_sgn_psn07.dgn
blankenship

APPROVED: *Donald A. Ireland*
DATE: 9/7/2023

SEAL

DOCUMENT NOT CONSIDERED FINAL
UNLESS ALL SIGNATURES COMPLETED



DIVISION OF HIGHWAYS
STATE OF NORTH CAROLINA
DEPARTMENT OF TRANSPORTATION
WORK ZONE TRAFFIC CONTROL

SIGNING PLANS