

Client:



CITY OF BREVARD
95 W MAIN STREET
BREVARD, NC 28712
828.885.5600

Project:

NCDOT R-5799
at US 64 and NC 280/64


Project #:
Drawn By: EW
Checked By: TB
Scale: NTS

Issue	Date
1	5/31/2021
2	6/22/2021

Drawing Title:

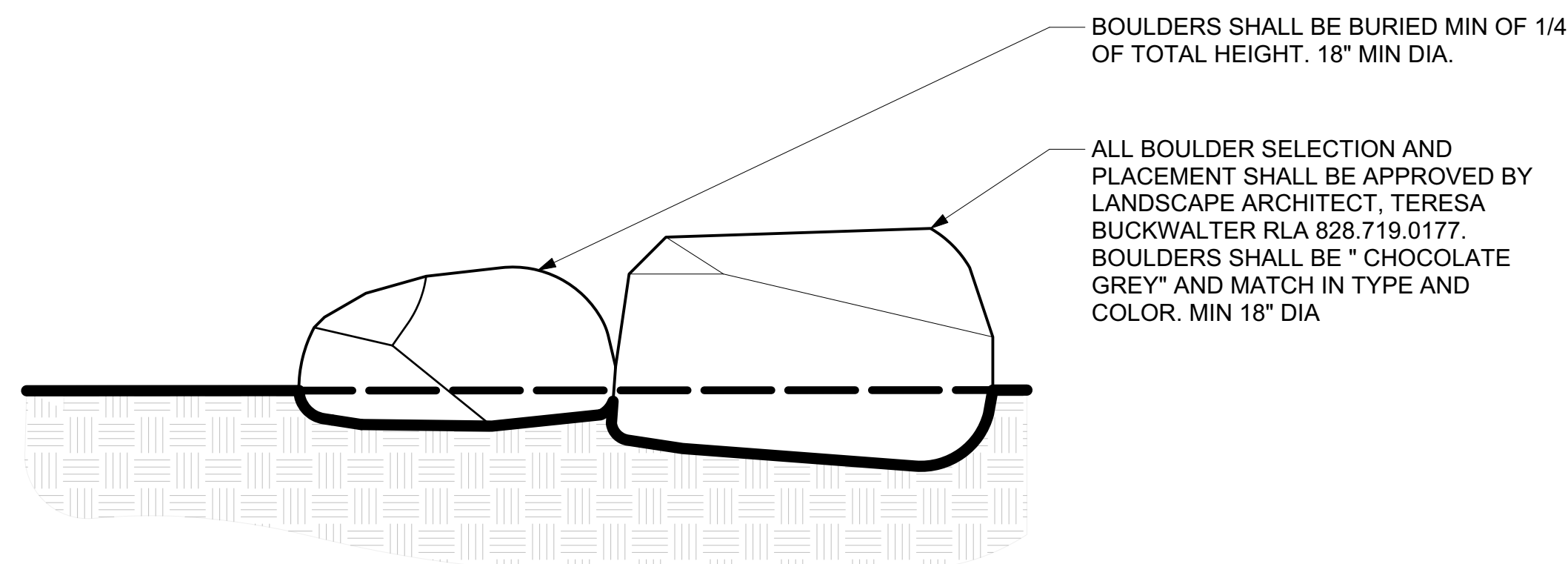
**HARDSCAPE
SECTION / DETAILS**

Seal:
Name: Teresa Buckwalter
Profession: Landscape Architect
License No.: 1702



Designed by:
Teresa Buckwalter
108460286A06420

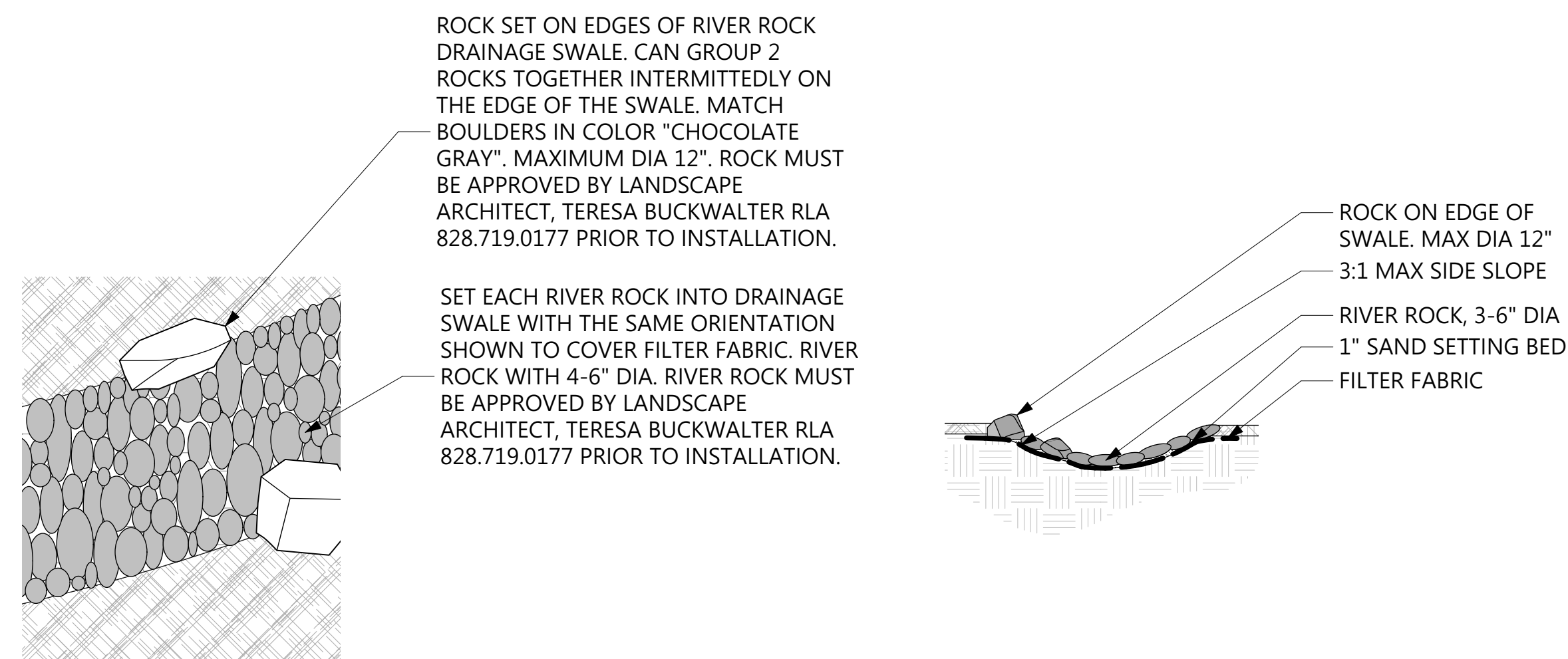
Drawing No.:



BOULDERS SHALL BE BURIED MIN OF 1/4 OF TOTAL HEIGHT. 18" MIN DIA.
ALL BOULDER SELECTION AND PLACEMENT SHALL BE APPROVED BY LANDSCAPE ARCHITECT, TERESA BUCKWALTER RLA 828.719.0177. BOULDERS SHALL BE "CHOCOLATE GREY" AND MATCH IN TYPE AND COLOR. MIN 18" DIA

4 Boulder Placement Detail

N.T.S



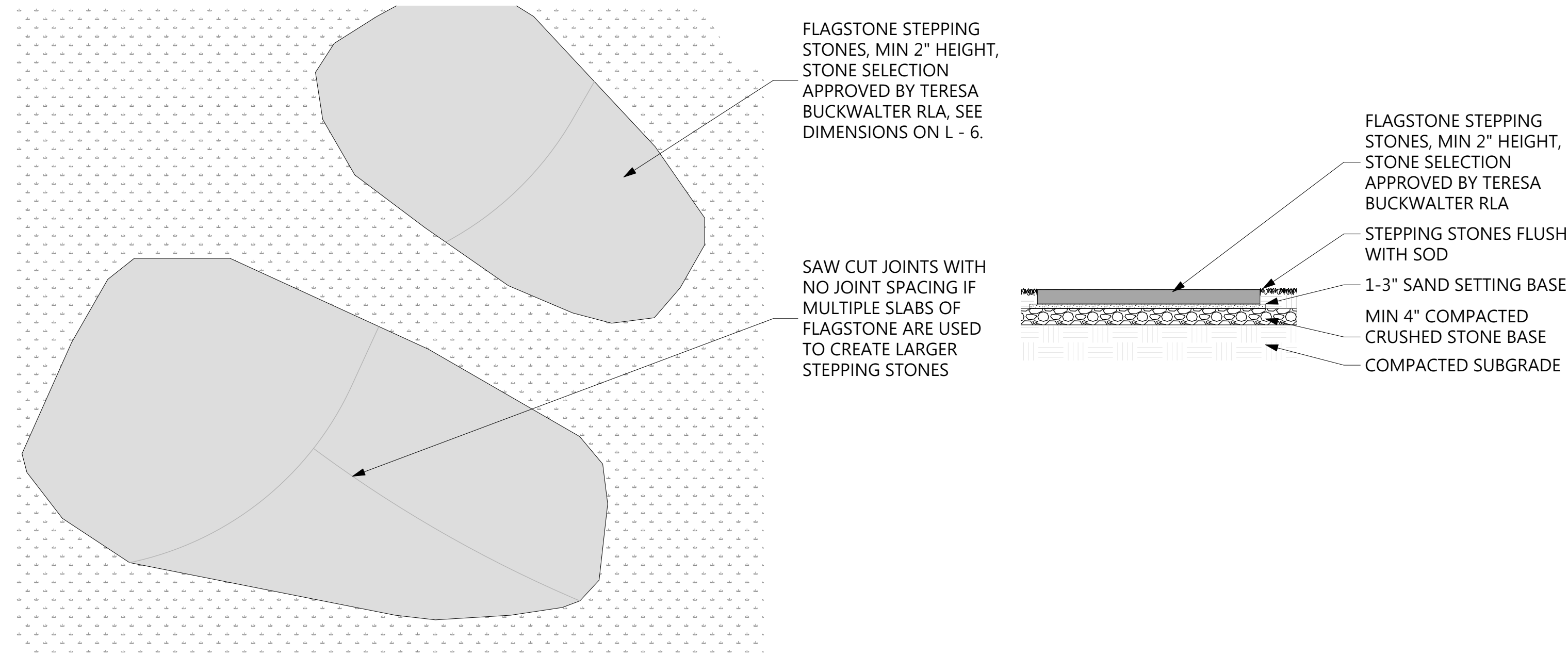
ROCK SET ON EDGES OF RIVER ROCK DRAINAGE SWALE. CAN GROUP 2 ROCKS TOGETHER INTERMITTEDLY ON THE EDGE OF THE SWALE. MATCH BOULDERS IN COLOR "CHOCOLATE GRAY". MAXIMUM DIA 12". ROCK MUST BE APPROVED BY LANDSCAPE ARCHITECT, TERESA BUCKWALTER RLA 828.719.0177 PRIOR TO INSTALLATION.

SET EACH RIVER ROCK INTO DRAINAGE SWALE WITH THE SAME ORIENTATION SHOWN TO COVER FILTER FABRIC. RIVER ROCK WITH 4-6" DIA. RIVER ROCK MUST BE APPROVED BY LANDSCAPE ARCHITECT, TERESA BUCKWALTER RLA 828.719.0177 PRIOR TO INSTALLATION.

ROCK ON EDGE OF SWALE. MAX DIA 12"
3:1 MAX SIDE SLOPE
RIVER ROCK, 3-6" DIA
1" SAND SETTING BED
FILTER FABRIC

5 Stone Drainage Swale Plan View and Section

1/2" = 1' - 0"



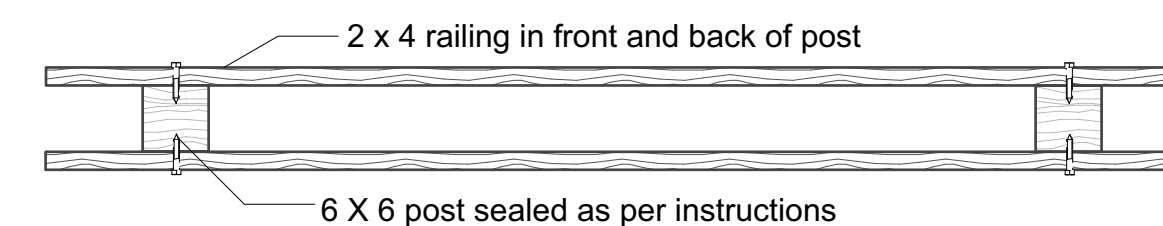
FLAGSTONE STEPPING STONES, MIN 2" HEIGHT, STONE SELECTION APPROVED BY TERESA BUCKWALTER RLA, SEE DIMENSIONS ON L - 6.

SAW CUT JOINTS WITH NO JOINT SPACING IF MULTIPLE SLABS OF FLAGSTONE ARE USED TO CREATE LARGER STEPPING STONES

FLAGSTONE STEPPING STONES, MIN 2" HEIGHT, STONE SELECTION APPROVED BY TERESA BUCKWALTER RLA
STEPPING STONES FLUSH WITH SOD
1-3" SAND SETTING BASE
MIN 4" COMPACTED CRUSHED STONE BASE
COMPACTED SUBGRADE

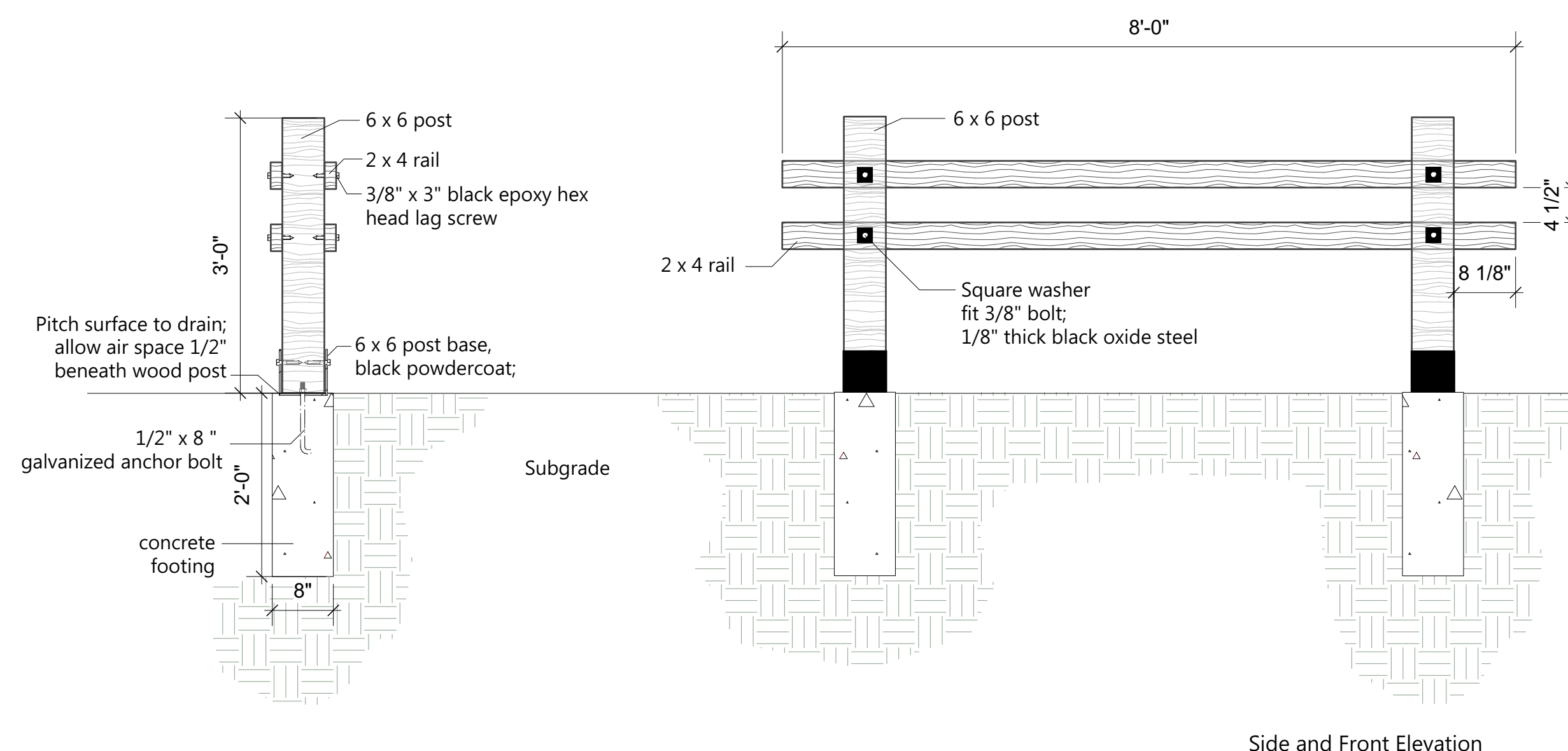
6 Stepping Stone Plan View and Section

1/2" = 1' - 0"



Plan View

NOTES:
All wood to be Douglas Fir Grade #1;
All wood surfaces sealed with Sherwin Williams SuperDeck Stain, Semi-Transparent, Color: SW 3501 Redwood
All products to be installed per manufacturers instructions.



Side and Front Elevation

7 Timber Fence Elevation and Plan View

3/4" = 1' - 0"