














STATE OF NORTH CAROLINA DIVISION OF HIGHWAYS

UTILITIES PLAN SHEET SYMBOLS









PROPOSED WATER SYMBOLS







Water Line (Sized as Shown)	
11¼ Degree Bend	
22½ Degree Bend	
45 Degree Bend	
90 Degree Bend	
Plug	
Tee	
Cross	
Reducer	
Gate Valve	
Butterfly Valve	
Tapping Valve	
Line Stop	
Line Stop with Bypass	
Blow Off	
Fire Hydrant	
Relocate Fire Hydrant	
Remove Fire Hydrant	
Water Meter	
Relocate Water Meter	
Remove Water Meter	
Water Pump Station	
RPZ Backflow Preventer	
DCV Backflow Preventer	
Relocate RPZ Backflow Preventer	
Relocate DCV Backflow Preventer	

PROPOSED SEWER SYMBOLS





















Gravity Sewer Line (Sized as Shown)	
Force Main Sewer Line (Sized as Shown)	
Manhole (Sized per Note)	
Sewer Pump Station	




















PROPOSED MISCELLANEOUS UTILITIES SYMBOLS

Power Pole	
Telephone Pole	
Joint Use Pole	
Telephone Pedestal	
Utility Line by Others (Type as Shown)	
Trenchless Installation	
Encasement by Open Cut	
Encasement	

Thrust Block	
Air Release Valve	
Utility Vault	
Concrete Pier	
Steel Pier	
Plan Note	
Pay Item Note	

EXISTING UTILITIES SYMBOLS

Power Pole	
Telephone Pole	
Joint Use Pole	
Utility Pole	
Utility Pole with Base	
H-Frame Pole	
Power Transmission Line Tower	
Water Manhole	
Power Manhole	
Telephone Manhole	
Sanitary Sewer Manhole	
Hand Hole for Cable	
Power Transformer	
Telephone Pedestal	
CATV Pedestal	
Gas Valve	
Gas Meter	
Located Miscellaneous Utility Object	
Abandoned According to Utility Records	
End of Information	

*Underground Power Line	
*Underground Telephone Cable	
*Underground Telephone Conduit	
*Underground Fiber Optics Telephone Cable	
*Underground TV Cable	
*Underground Fiber Optics TV Cable	
*Underground Gas Pipeline	
Aboveground Gas Pipeline	
*Underground Water Line	
Aboveground Water Line	
*Underground Gravity Sanitary Sewer Line	
Aboveground Gravity Sanitary Sewer Line	
*Underground SS Forced Main Line	
Underground Unknown Utility Line	
SUE Test Hole	
Water Meter	
Water Valve	
Fire Hydrant	
Sanitary Sewer Cleanout	

*For Existing Utilities
Utility Line Drawn from Record W
(Type as Shown)
Designated Utility Line W
(Type as Shown)