

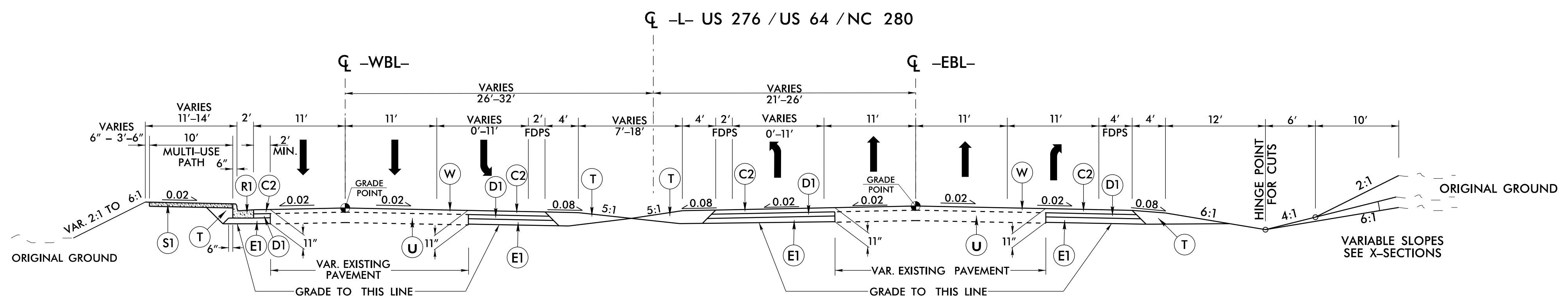
8/17/99

FINAL PAVEMENT SCHEDULE	
C1	1.5" S9.5B
C2	3" S9.5B
D1	4" I19.0C
E1	4" B25.0C
J1	4" ABC
R1	2'-6" C&G
R2	1'-6" C&G
S1	4" SIDEWALK
T	EARTH MATERIAL
U	EXIST. PAVEMENT
W	WEDGING

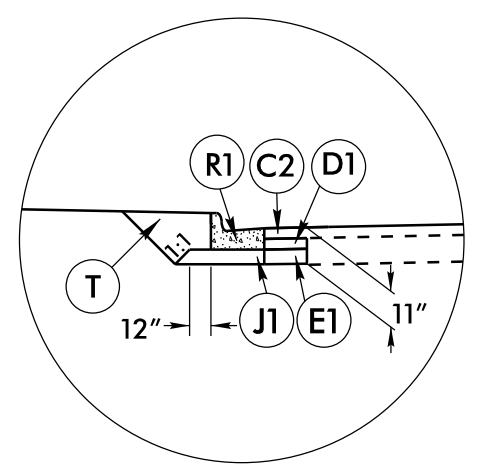
NOTE: PAVEMENT EDGES ARE 1:1 UNLESS SHOWN OTHERWISE

PROJECT REFERENCE NO. <i>R-5799</i>	SHEET NO. <i>2A-2</i>
ROADWAY DESIGN ENGINEER <i>Scott Crosswys</i>	PAVEMENT DESIGN ENGINEER <i>Scott Crosswys</i>

DOCUMENT NOT CONSIDERED FINAL UNLESS ALL SIGNATURES COMPLETED

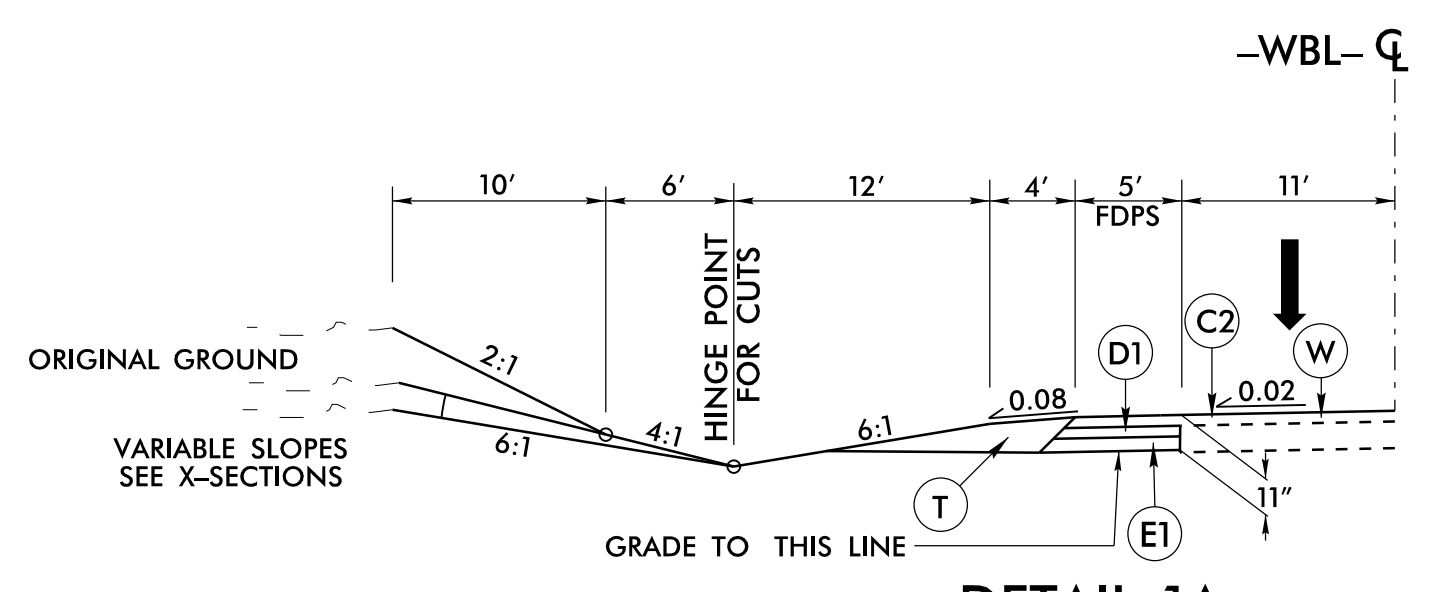


TYPICAL SECTION NO. 1
-L- STA. 7+00.00 TO STA. 13+37.58

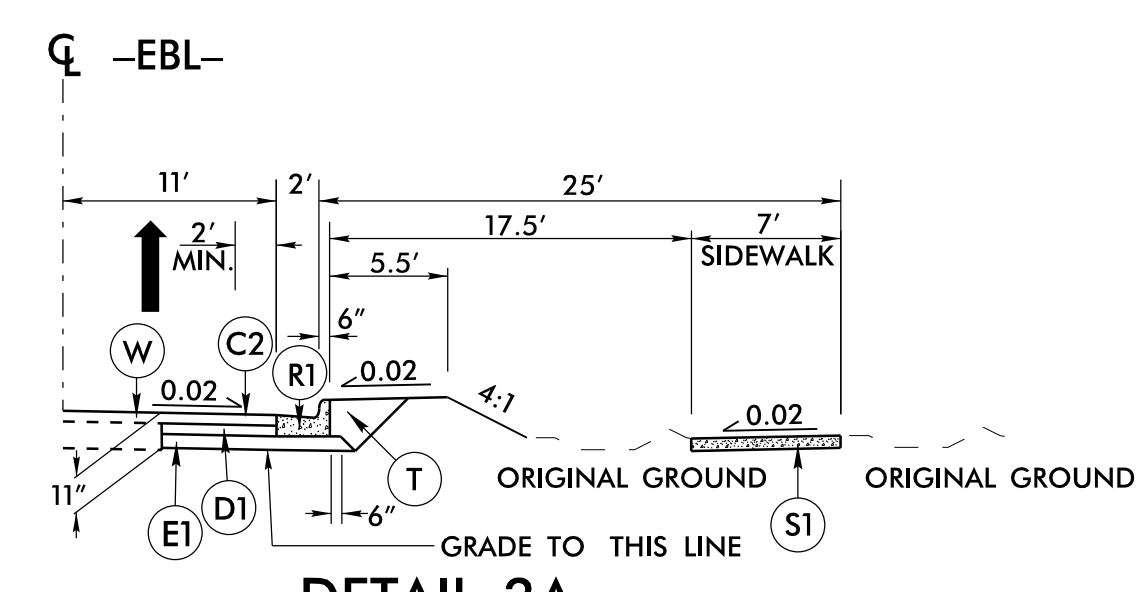


ABC OPTION UNDER 2'-6" C&G
DETAIL 'A'

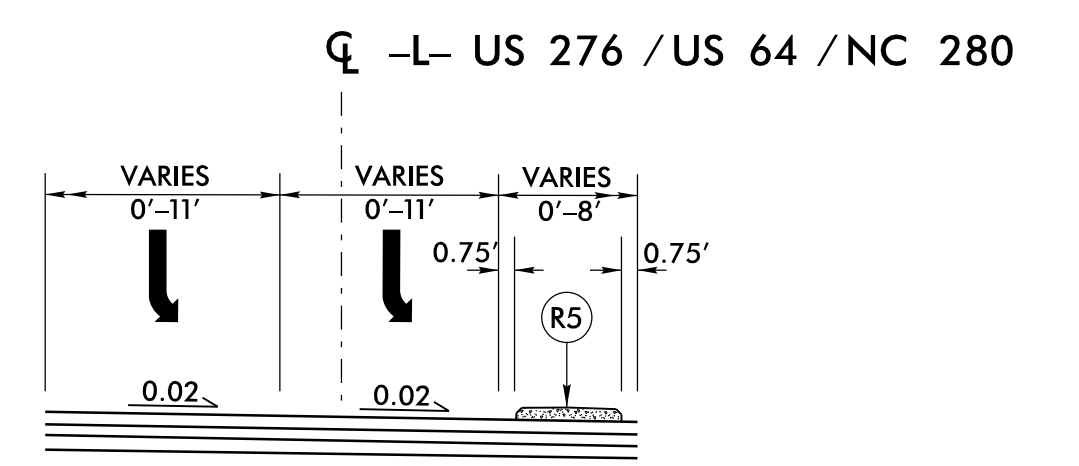
NOTE: CONTRACTOR CAN USE THIS ABC OPTION IN PLACE OF ASPHALT BASE UNDER THE 2'-6" C&G



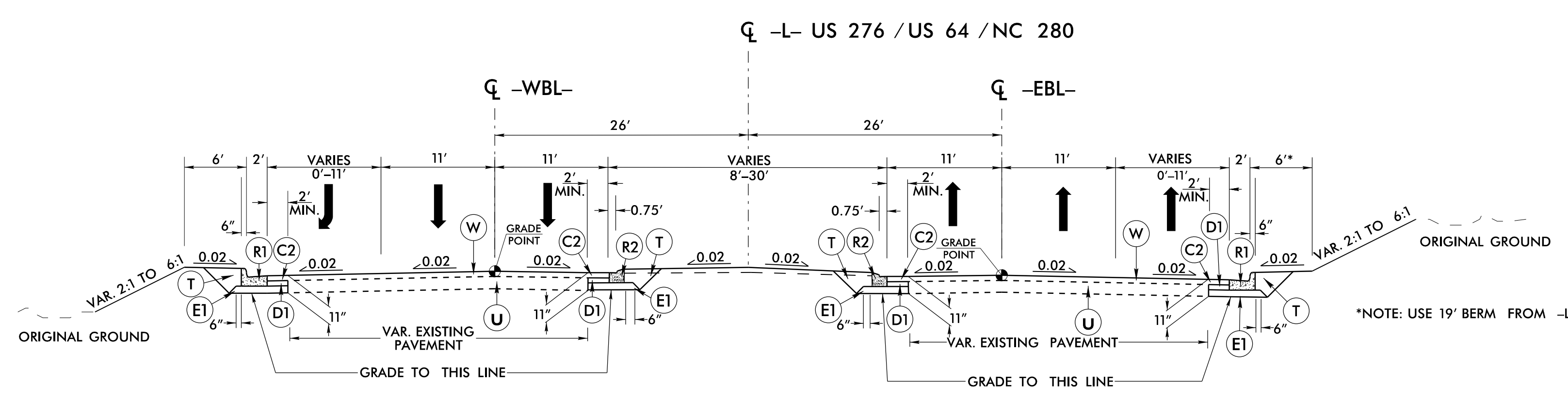
DETAIL 1A
-L- STA. 7+00.00 TO STA. 7+35.97



DETAIL 2A
-L- STA. 11+06.00 TO STA. 12+61.69



DETAIL 2B
-L- STA. 14+33.01 TO STA. 15+50.00



TYPICAL SECTION NO. 2
-L- STA. 13+37.58 TO STA. 18+20.56

*NOTE: USE 19' BERM FROM -L- STA. 15+00 RT TO STA. 15+50 RT

22 JUN 2023 15:53
R:\Road\6161\6161-R5799-Rdy_tjy.dgn
R5799-Rdy_tjy.dgn