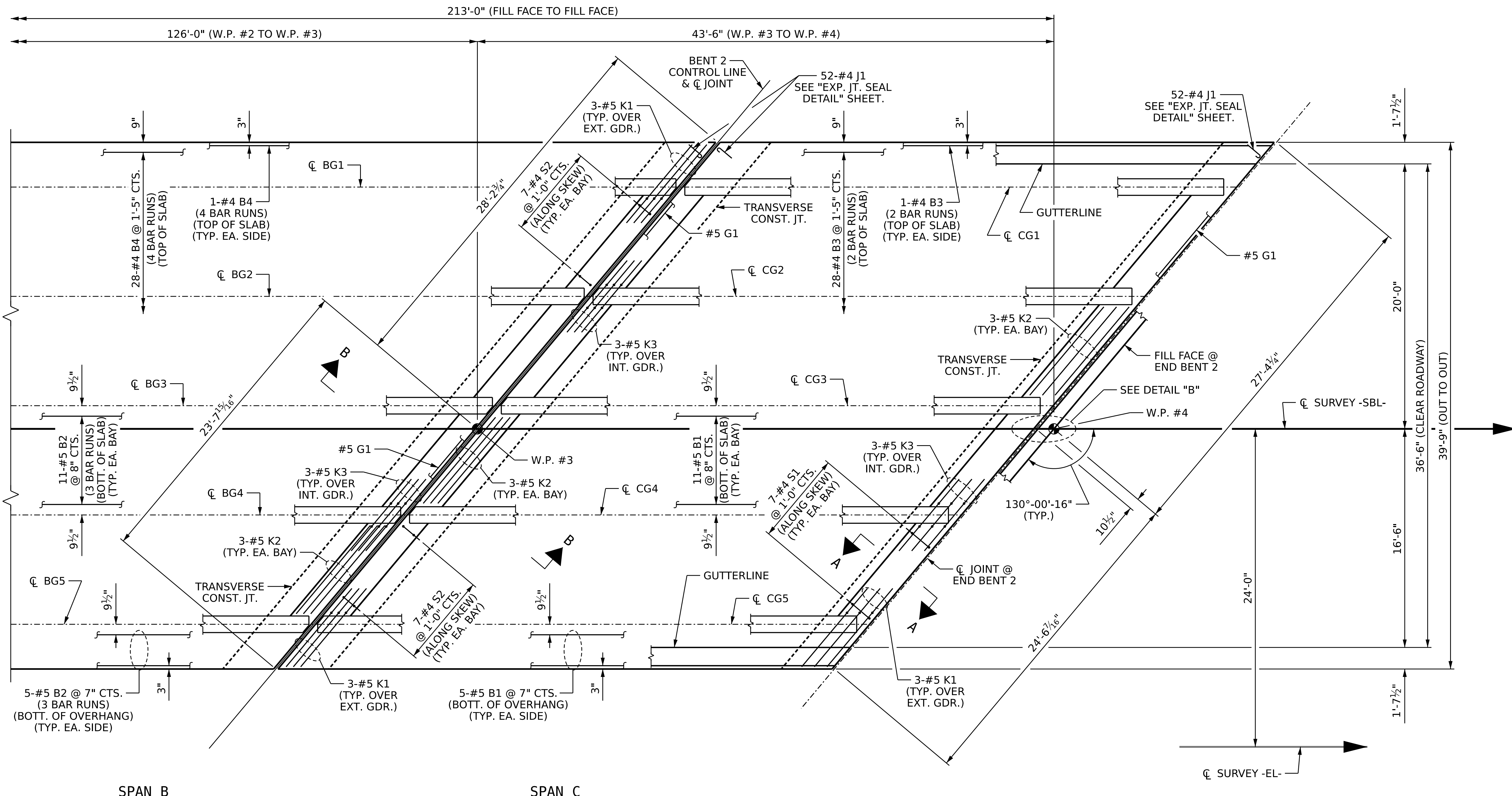
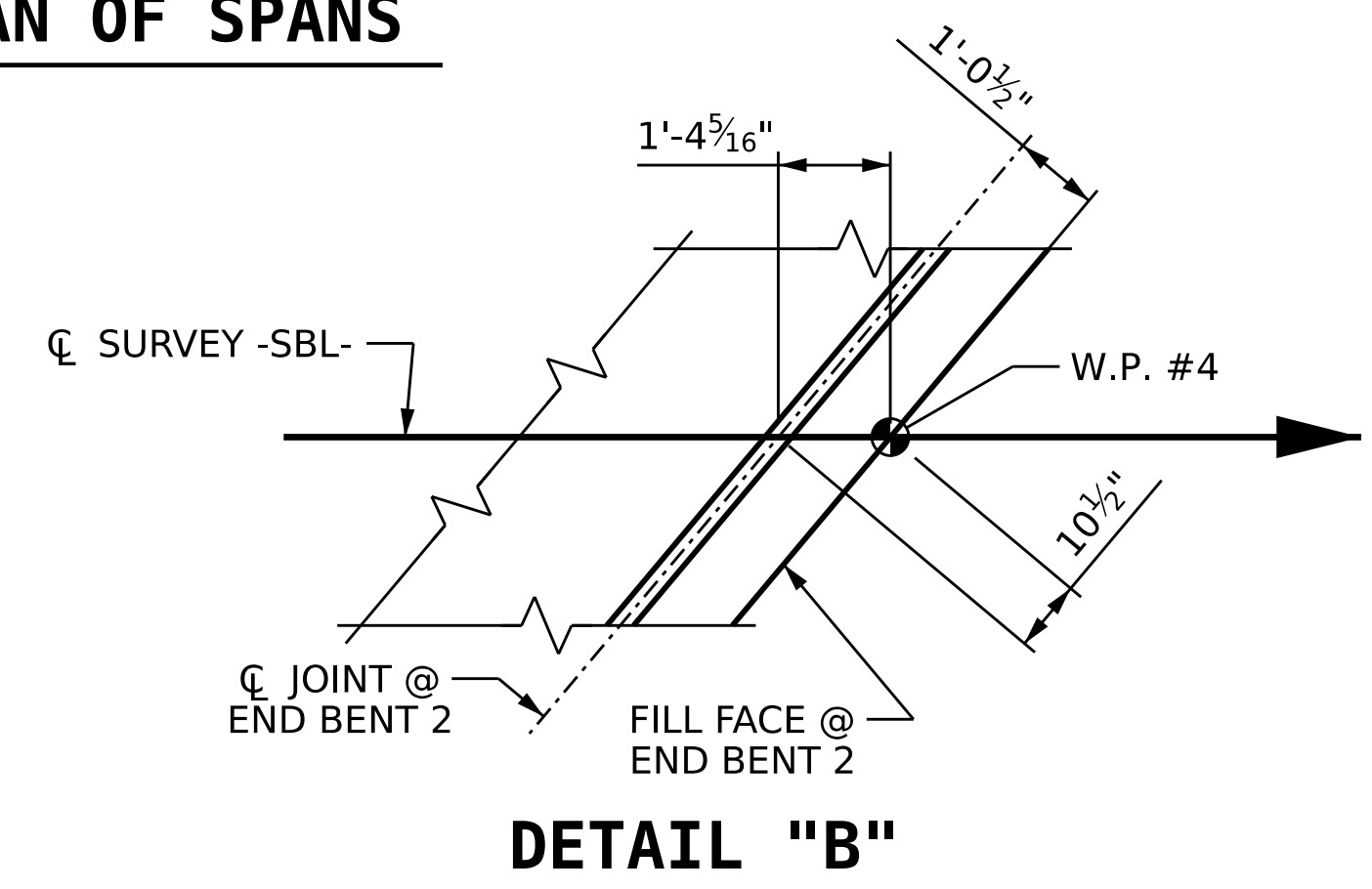


3/21/2023 8:16:03 AM P:\Raleigh\Projects\2019\Division 9 (Davenport)\B-5783\Structures\Drawings\NEW\280168_SB\B-5783_SMU_PS_280168.dgn



PLAN OF SPANS



DETAIL "B"

NOTES:


- SEE "TYPICAL SECTION" SHEET 2 OF 2 FOR SECTION A-A AND SECTION B-B.
- FOR LOCATION OF INTERMEDIATE DIAPHRAGMS, SEE "FRAMING PLAN" SHEET.
- FOR POURING SEQUENCE AND LOCATION OF TRANSVERSE CONSTRUCTION JOINTS, SEE "BILL OF MATERIAL" SHEET 1 OF 2.
- THE QUANTITY OF #4 J1 BARS ON THE BILL OF MATERIAL IS BASED ON 1'-0" CENTERS. J1 BARS SHALL BE PLACED AT EACH VERTICAL STUD ANCHOR BOLT. IN THE EVENT THAT THE NUMBER OF VERTICAL STUD ANCHORS EXCEEDS THE NUMBER OF J1 BARS SPECIFIED, ADDITIONAL J1 BARS WILL NOT BE REQUIRED.

PROJECT NO. B-5783
DAVIDSON COUNTY
 STATION: 21+53.61 -SBL-

SHEET 2 OF 2

STATE OF NORTH CAROLINA
 DEPARTMENT OF TRANSPORTATION
 RALEIGH
 SUPERSTRUCTURE

PLAN OF SPANS



DRAWN BY : T. BANKOVICH DATE : 12-22
 CHECKED BY : J.A. BATTS DATE : 12-22
 DESIGN ENGINEER OF RECORD : J.A. BATTS DATE : 12-22

REVISIONS						SHEET NO.
NO.	BY:	DATE:	NO.	BY:	DATE:	
1			3			TOTAL SHEETS
2			4			40

**DOCUMENT NOT CONSIDERED FINAL
 UNLESS ALL SIGNATURES COMPLETED**