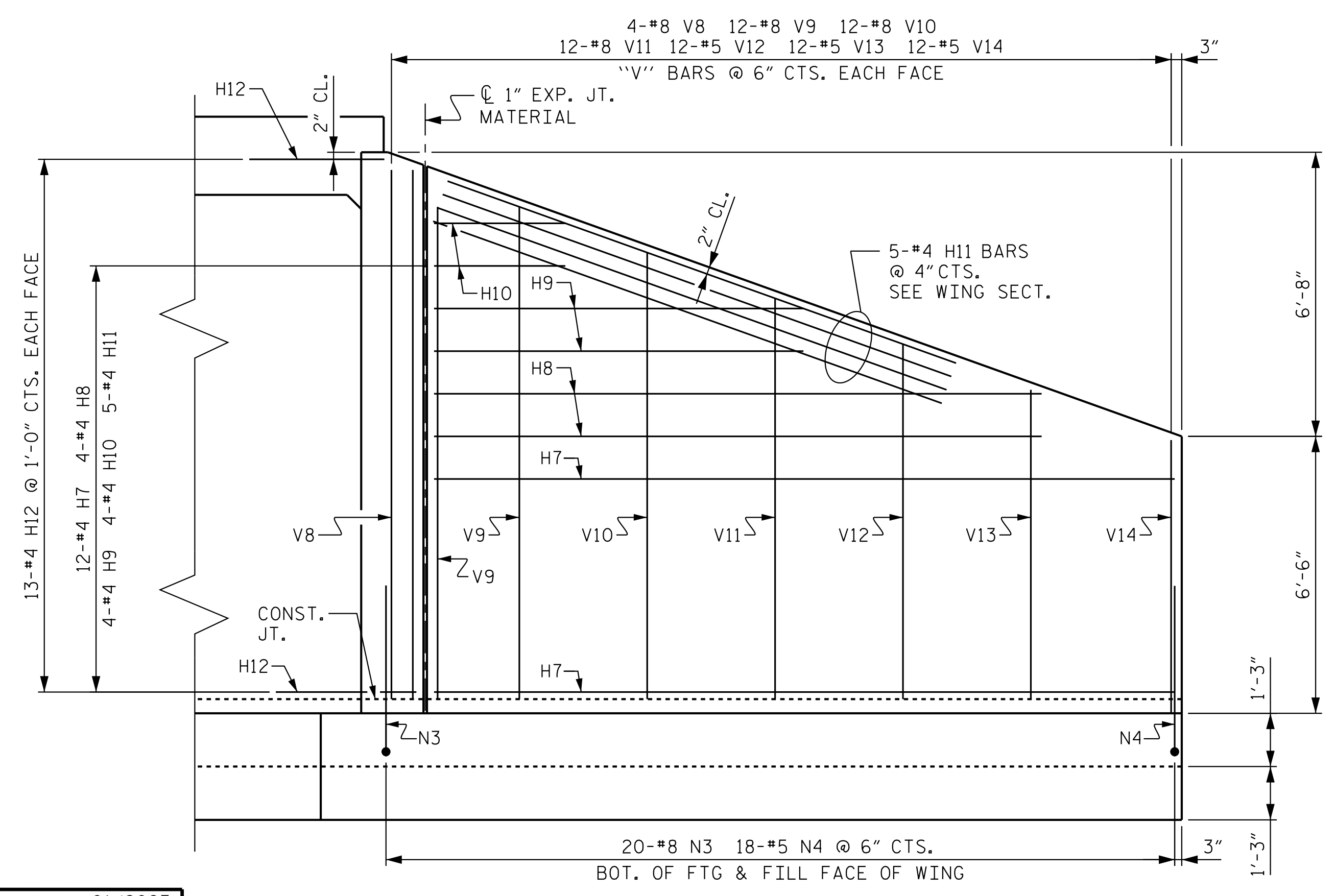
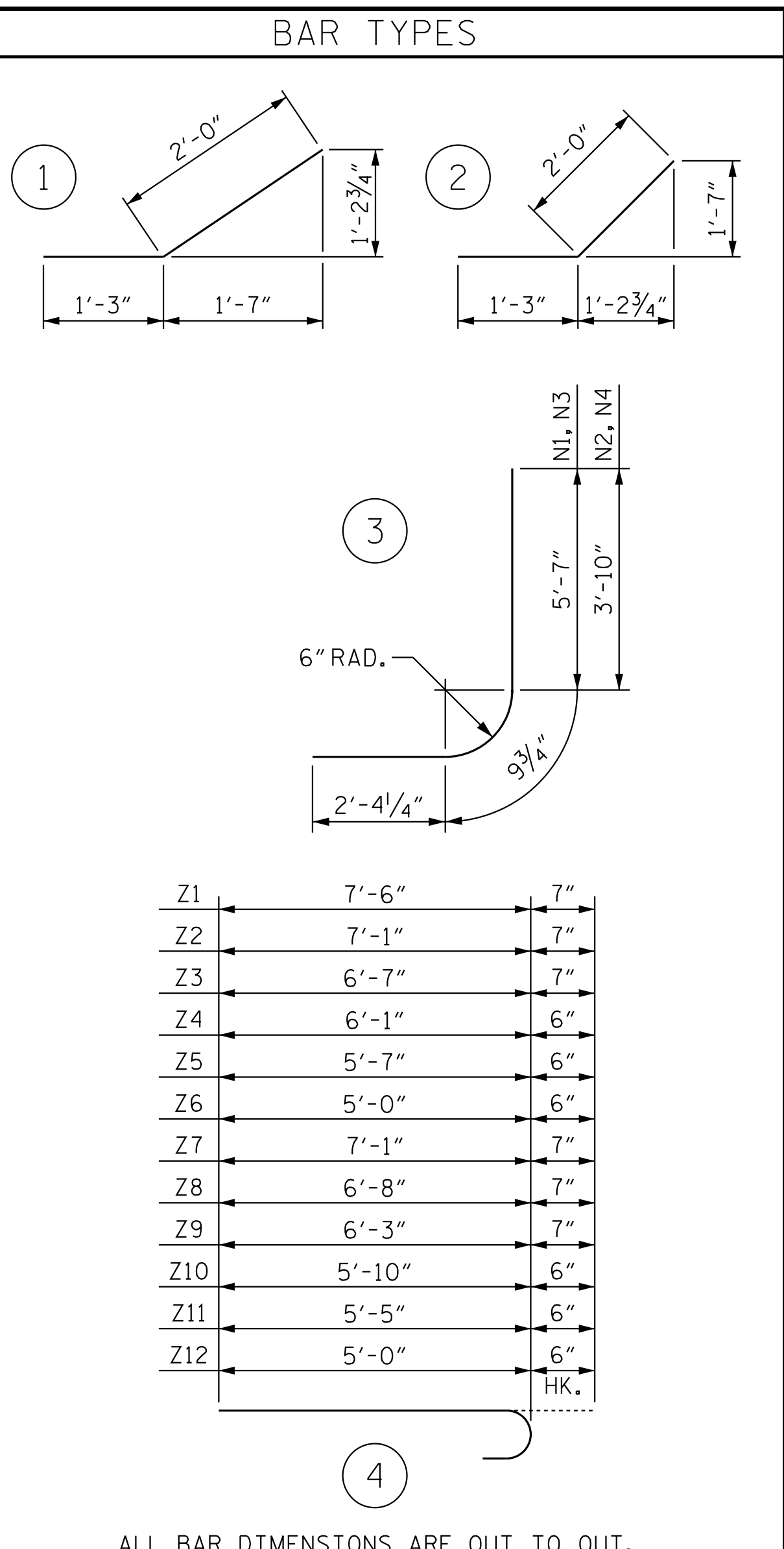


PLAN W2



ELEVATION W2


BILL OF MATERIAL					
BAR	NO.	SIZE	TYPE	LENGTH	WEIGHT
H1	24	4	STR	18'-7"	298
H2	8	4	STR	15'-3"	81
H3	8	4	STR	9'-4"	50
H4	8	4	STR	3'-6"	19
H5	10	4	STR	19'-8"	131
H7	24	4	STR	17'-4"	278
H8	8	4	STR	14'-3"	76
H9	8	4	STR	8'-7"	46
H10	8	4	STR	3'-0"	16
H11	10	4	STR	18'-5"	123
H12	s	4	2	3'-3"	113
N1	40	8	3	8'-9"	935
N2	40	5	3	7'-0"	292
N3	40	8	3	8'-9"	935
N4	36	5	3	7'-0"	263
S1	12	6	STR	6'-0"	108
T1	10	5	STR	19'-6"	203
T2	10	5	STR	18'-0"	188
V1	8	8	STR	12'-7"	269
V2	24	8	STR	11'-6"	737
V3	24	8	STR	10'-5"	668
V4	24	8	STR	9'-5"	603
V5	24	5	STR	8'-5"	211
V6	28	5	STR	7'-3"	212
V7	28	5	STR	6'-1"	178
V8	8	8	STR	12'-5"	265
V9	24	8	STR	11'-5"	732
V10	24	8	STR	10'-4"	662
V11	24	8	STR	9'-3"	593
V12	24	5	STR	8'-2"	204
V13	24	5	STR	7'-1"	177
V14	24	5	STR	6'-0"	150
Z1	14	5	4	8'-1"	118
Z2	12	5	4	7'-8"	96
Z3	12	5	4	7'-2"	90
Z4	12	4	4	6'-7"	53
Z5	14	4	4	6'-1"	57
Z6	14	4	4	5'-6"	51
Z7	14	5	4	7'-8"	112
Z8	12	5	4	7'-3"	91
Z9	12	5	4	6'-10"	86
Z10	12	4	4	6'-4"	51
Z11	12	4	4	5'-11"	47
Z12	12	4	4	5'-6"	44
REINFORCING STEEL				10,825	LBS
FOR 4 WINGS					
CLASS A CONCRETE					
4 WINGS				63.8	CY
2 HEADWALL				1.3	CY
2 END CURTAIN WALL				0.9	CY
TOTAL				66.0	CY



ALL BAR DIMENSIONS ARE OUT TO OUT.

PROJECT NO. R-5930A
CHATHAM COUNTY
 STATION: 67+92.00 -L-

SHEET 5 OF 6



Kimley»Horn
 421 Fayetteville Street, Suite 600
 Raleigh, NC 27601-1772
 Phone (919) 677-2000 NC LICENSE # F-0102

STATE OF NORTH CAROLINA
 DEPARTMENT OF TRANSPORTATION
 RALEIGH

WING DETAILS FOR
 CONCRETE BOX CULVERT
 H = 12'-0" SLOPE = 2:1
 105° SKEW

REVISIONS						SHEET NO.
NO.	BY:	DATE:	NO.	BY:	DATE:	C1-5
1			3			TOTAL SHEETS
2			4			6

**DOCUMENT NOT CONSIDERED FINAL
 UNLESS ALL SIGNATURES COMPLETED**

K:\BIDI_Structures\Curves\NC\011036532 - R-5930 - North CPW\ConDgn\A-5930A-110-009_R5930A_SML_C105.dgn

DRAWN BY: D. D. LOWERY DATE: 01/2023
 CHECKED BY: C. I. POOLE DATE: 01/2023
 DESIGN ENGINEER OF RECORD: A. L. PHILLIPS DATE: 01/2023

CULVERT 42C001