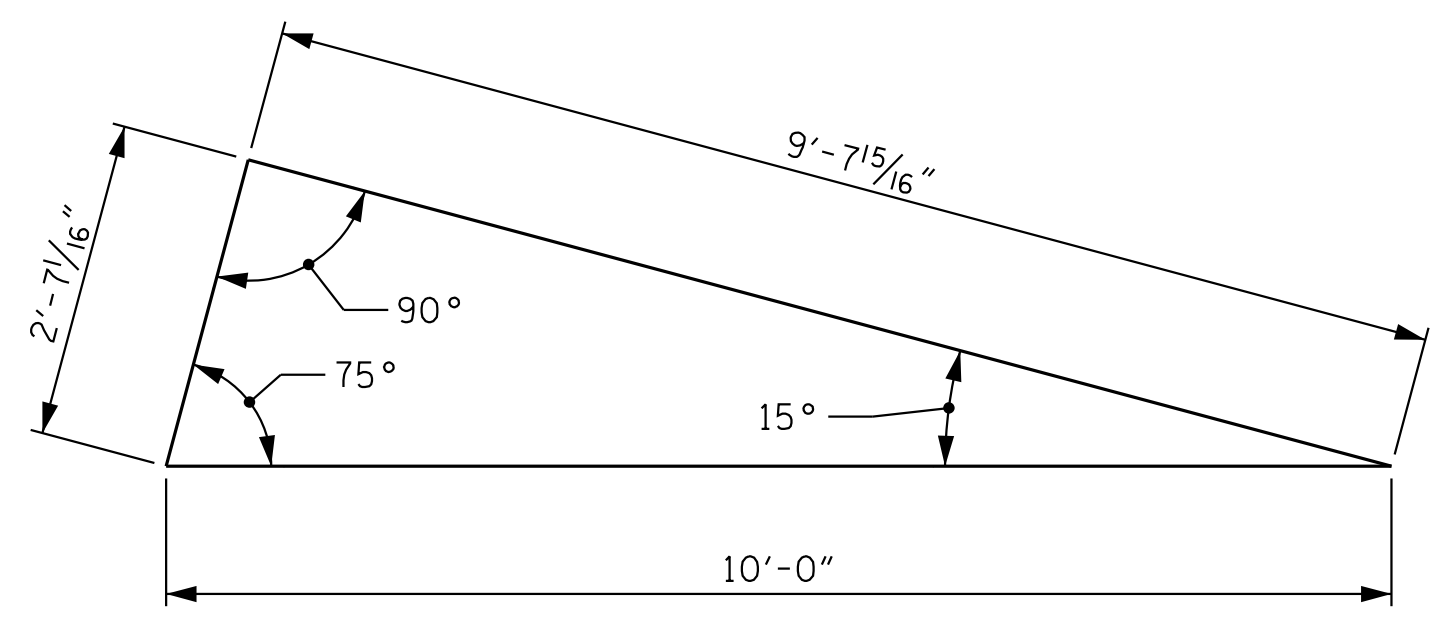
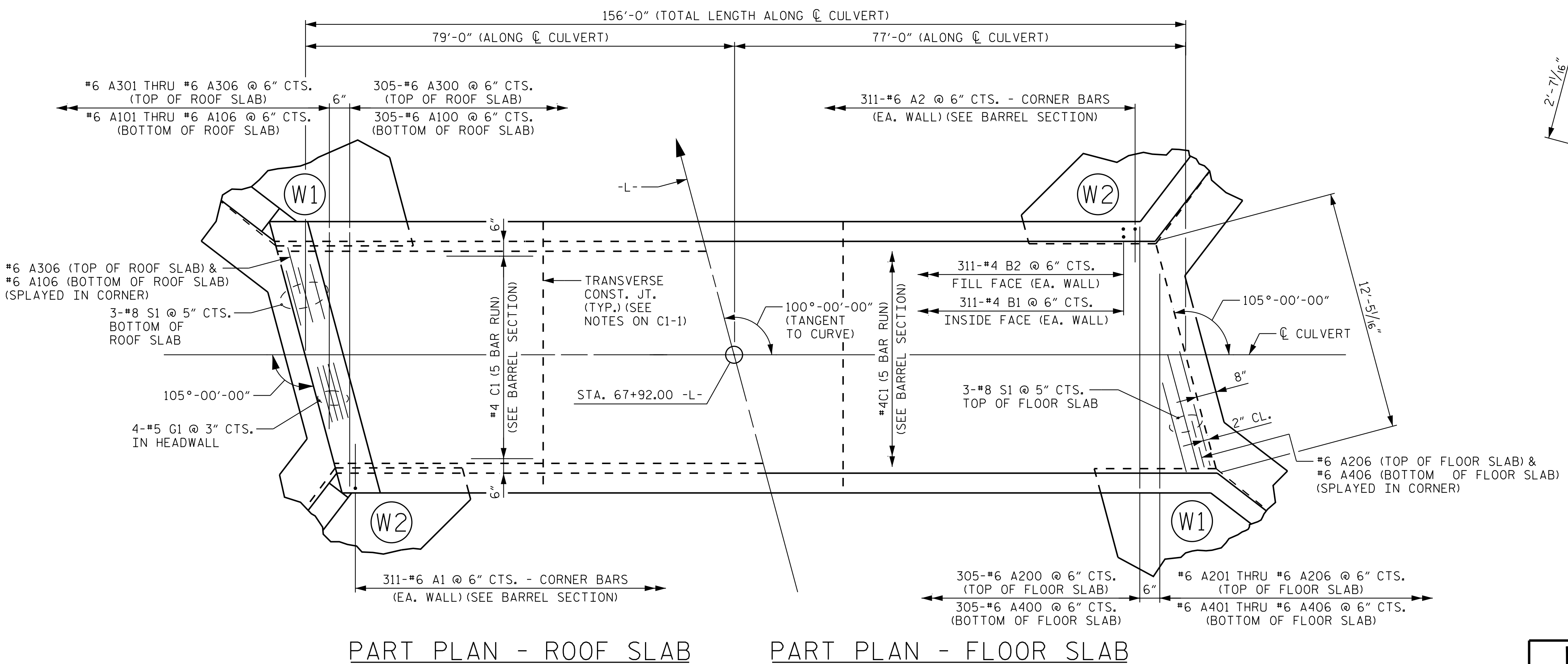


END ELEVATION NORMAL TO SKEW



SKEW TRIANGLE




PART PLAN - ROOF SLAB

PART PLAN - FLOOR SLAB

PROJECT NO. R-5930A
CHATHAM COUNTY
 STATION: 67+92.00 -L-

SHEET 3 OF 6

STATE OF NORTH CAROLINA
 DEPARTMENT OF TRANSPORTATION
 RALEIGH
 SINGLE 12 FT. X 12 FT.
 CONCRETE BOX CULVERT
 100° SKEW



Kimley»Horn
 421 Fayetteville Street, Suite 600
 Raleigh, NC 27601-1772
 Phone (919) 677-2000 NC LICENSE # F-0102

REVISIONS						SHEET NO.
NO.	BY:	DATE:	NO.	BY:	DATE:	C1-3
1			3			TOTAL SHEETS
2			4			6

**DOCUMENT NOT CONSIDERED FINAL
 UNLESS ALL SIGNATURES COMPLETED**

This document, together with the concepts and designs presented herein, is an integral part of the contract for the project. It is to be used only in accordance with the written authorization and approval by Kimley-Horn and Associates, Inc. shall be without liability to Kimley-Horn and Associates, Inc.
 Copyright Kimley-Horn and Associates, Inc. 2023

K:\ARDI_Structures\Culvert\NC\01036532 - R-5930 - North CPW\ConDgn\A-R-5930A-110.DWG_R5930A_SML_C103.dgn 5/31/2023

DRAWN BY: D. D. LOWERY DATE: 01/2023
 CHECKED BY: C. I. POOLE DATE: 01/2023
 DESIGN ENGINEER OF RECORD: A. L. PHILLIPS DATE: 01/2023

CULVERT 42C001