

MANAGEMENT STRATEGIES

PROPOSED IMPROVEMENTS ALONG CHATHAM PARK WAY AND GRANT DRIVE WILL BE CONSTRUCTED WHILE MAINTAINING TRAFFIC AND USING TEMPORARY LANE CLOSURES. NEW LOCATION CHATHAM PARK WAY WILL BE CONSTRUCTED BEHIND ROAD CLOSURES. LOCAL ACCESS TO RESIDENTS AND BUSINESSES WILL BE MAINTAINED AT ALL POSSIBLE TIMES DURING CONSTRUCTION.

GENERAL NOTES / LOCAL NOTES

CHANGES MAY BE REQUIRED WHEN PHYSICAL DIMENSIONS IN THE DETAIL DRAWINGS, STANDARD DETAILS, AND ROADWAY DETAILS ARE NOT ATTAINABLE TO MEET FIELD CONDITIONS OR RESULT IN DUPLICATE OR UNDESIRED OVERLAPPING OF DEVICES. MODIFICATION MAY INCLUDE: MOVING, SUPPLEMENTING, COVERING, OR REMOVAL OF DEVICES AS DIRECTED BY THE ENGINEER.

THE FOLLOWING GENERAL NOTES APPLY AT ALL TIMES FOR THE DURATION OF THE CONSTRUCTION PROJECT EXCEPT WHEN OTHERWISE NOTED IN THE PLAN OR DIRECTED BY THE ENGINEER.

TIME RESTRICTIONS

A) DO NOT CLOSE OR NARROW TRAVEL LANES AS FOLLOWS:

<u>ROAD NAME</u>	<u>DAY AND TIME RESTRICTIONS</u>
US 64 RAMPS GRANT DR	MONDAY THRU FRIDAY 6:00AM TO 9:00AM AND 4:00PM TO 7:00PM

B) DO NOT CLOSE OR NARROW TRAVEL LANES DURING HOLIDAYS AND SPECIAL EVENTS AS FOLLOWS:

<u>ROAD NAME</u>
US 64 RAMPS GRANT DR
<u>HOLIDAY</u>

- FOR ANY UNEXPECTED OCCURRENCE THAT CREATES UNUSUALLY HIGH TRAFFIC VOLUMES, AS DIRECTED BY THE ENGINEER.
- FOR NEW YEAR'S, BETWEEN THE HOURS OF 6:00 AM DECEMBER 31st TO 7:00PM JANUARY 2ND. IF NEW YEAR'S DAY IS ON A FRIDAY, SATURDAY, SUNDAY, OR MONDAY THEN UNTIL 7:00PM THE FOLLOWING TUESDAY.
- FOR EASTER, BETWEEN THE HOURS OF 6:00AM THURSDAY AND 7:00PM MONDAY.
- FOR MEMORIAL DAY, BETWEEN THE HOURS OF 6:00AM FRIDAY TO 7:00PM TUESDAY.
- FOR INDEPENDENCE DAY, BETWEEN THE HOURS OF 6:00AM THE DAY BEFORE INDEPENDENCE DAY AND 7:00PM THE DAY AFTER INDEPENDENCE DAY.

IF INDEPENDENCE DAY IS ON A FRIDAY, SATURDAY, SUNDAY, OR MONDAY THEN BETWEEN THE HOURS OF 6:00AM THE THURSDAY BEFORE INDEPENDENCE DAY AND 7:00PM THE TUESDAY AFTER INDEPENDENCE DAY.

- FOR LABOR DAY, BETWEEN THE HOURS OF 6:00AM FRIDAY AND 7:00PM TUESDAY.
- FOR THANKSGIVING DAY, BETWEEN THE HOURS OF 6:00AM TUESDAY TO 7:00PM MONDAY.
- FOR CHRISTMAS, BETWEEN THE HOURS OF 6:00AM THE FRIDAY BEFORE THE WEEK OF CHRISTMAS DAY AND 7:00PM THE FOLLOWING TUESDAY AFTER THE WEEK OF CHRISTMAS.

TIME RESTRICTIONS (CONT.)

C) DO NOT CLOSE ROADS AS FOLLOWS:

<u>ROAD NAME</u>	<u>DAY AND TIME RESTRICTIONS</u>
US 64 RAMPS GRANT DR	ANYTIME

D) DO NOT STOP TRAFFIC AS FOLLOWS:

<u>ROAD NAME</u>	<u>DAY AND TIME RESTRICTIONS</u>	<u>DURATION AND OPERATION</u>
US 64 RAMPS GRANT DR	MONDAY THRU SUNDAY	15 MINUTES FOR HAULING OPERATIONS

F) DO NOT CONDUCT ANY HAULING OPERATIONS AGAINST THE FLOW OF TRAFFIC OF AN OPEN TRAVELWAY UNLESS THE HAULING OPERATION IS PROTECTED BY BARRIER OR GUARDRAIL OR AS DIRECTED BY THE ENGINEER.

LANE AND SHOULDER CLOSURE REQUIREMENTS

- REMOVE LANE CLOSURE DEVICES FROM THE LANE WHEN WORK IS NOT BEING PERFORMED BEHIND THE LANE CLOSURE OR WHEN A LANE CLOSURE IS NO LONGER NEEDED OR AS DIRECTED BY THE ENGINEER.
- WHEN PERSONNEL AND/OR EQUIPMENT ARE WORKING WITHIN 15 FT OF AN OPEN TRAVEL LANE, CLOSE THE NEAREST OPEN SHOULDER USING ROADWAY STANDARD DRAWING NO. 1101.04 UNLESS THE WORK AREA IS PROTECTED BY BARRIER OR GUARDRAIL OR A LANE CLOSURE IS INSTALLED.
- WHEN PERSONNEL AND/OR EQUIPMENT ARE WORKING ON THE SHOULDER ADJACENT TO AN UNDIVIDED FACILITY AND WITHIN 5 FT OF AN OPEN TRAVEL LANE, CLOSE THE NEAREST OPEN TRAVEL LANE USING ROADWAY STANDARD DRAWING NO. 1101.02 UNLESS THE WORK AREA IS PROTECTED BY BARRIER OR GUARDRAIL.
- WHEN PERSONNEL AND/OR EQUIPMENT ARE WORKING WITHIN A LANE OF TRAVEL OF AN UNDIVIDED OR DIVIDED FACILITY, CLOSE THE LANE ACCORDING TO THE TRAFFIC CONTROL PLANS, ROADWAY STANDARD DRAWINGS, OR AS DIRECTED BY THE ENGINEER. CONDUCT THE WORK SO THAT ALL PERSONNEL AND/OR EQUIPMENT REMAIN WITHIN THE CLOSED TRAVEL LANE.

PAVEMENT EDGE DROP OFF REQUIREMENTS

- BACKFILL AT A 6:1 SLOPE UP TO THE EDGE AND ELEVATION OF EXISTING PAVEMENT IN AREAS ADJACENT TO AN OPEN TRAVEL LANE THAT HAS A DROP-OFF AS FOLLOWS:
 - BACKFILL DROP-OFFS THAT EXCEED 2 INCHES ON ROADWAYS WITH POSTED SPEED LIMITS OF 45 MPH OR GREATER.
 - BACKFILL DROP-OFFS THAT EXCEED 3 INCHES ON ROADWAYS WITH POSTED SPEED LIMITS LESS THAN 45 MPH.
 - BACKFILL WITH SUITABLE COMPACTED MATERIAL, AS APPROVED BY THE ENGINEER, AT NO EXPENSE TO THE DEPARTMENT.
- DO NOT EXCEED A DIFFERENCE OF 2 INCHES IN ELEVATION BETWEEN OPEN LANES OF TRAFFIC FOR NOMINAL LIFTS OF 1.5 INCHES. INSTALL ADVANCE WARNING *UNEVEN LANES* SIGNS (W8-11) (200 FT) IN ADVANCE AND A MINIMUM OF ONCE EVERY HALF MILE THROUGHOUT THE UNEVEN AREA.

TRAFFIC PATTERN ALTERATIONS

M) NOTIFY THE ENGINEER THIRTY (30) CALENDAR DAYS PRIOR TO ANY TRAFFIC PATTERN ALTERATION.

SIGNING

- INSTALL ADVANCE WORK ZONE WARNING SIGNS WHEN WORK IS WITHIN 40 FT FROM THE EDGE OF TRAVEL LANE AND NO MORE THAN THREE (3) DAYS PRIOR TO THE BEGINNING OF CONSTRUCTION.
- ENSURE ALL NECESSARY SIGNING IS IN PLACE PRIOR TO ALTERING ANY TRAFFIC PATTERN.




TRAFFIC CONTROL DEVICES

- WHEN LANE CLOSURES ARE NOT IN EFFECT SPACE CHANNELIZING DEVICES IN WORK AREAS NO GREATER IN FEET THAN TWICE THE POSTED SPEED LIMIT (MPH), EXCEPT, 10 FT ON-CENTER IN RADII, AND 3 FT OFF THE EDGE OF AN OPEN TRAVELWAY. REFER TO STANDARD SPECIFICATIONS FOR ROADS AND STRUCTURES SECTIONS 1130 (DRUMS), 1135 (CONES) AND 1180 (SKINNY DRUMS) FOR ADDITIONAL REQUIREMENTS.
- PLACE TYPE III BARRICADES WITH "ROAD CLOSED" SIGN R11-2 ATTACHED OF SUFFICIENT LENGTH TO CLOSE ENTIRE ROADWAY.

LOCAL NOTES

R) MAINTAIN -Y7- GRANT DRIVE ACCESS ACROSS -L- CHATHAM PARK WAY CONSTRUCTION AT ALL TIMES

K:\RAL_Roadway\01036532 - R-5930 North CPW\Traffic\TrafficControl\CPVR-5930A_Top_1.shdgn 6/1/2023

APPROVED: _____ DATE: _____ DocuSigned by:  98340275979421... SEAL 7/10/2023			TRANSPORTATION OPERATIONS PLAN
DOCUMENT NOT CONSIDERED FINAL UNLESS ALL SIGNATURES COMPLETED			