


TIP NO.	SHEET NO.
U-5748	SIGN-01
APPROVED: _____	
DATE: _____	
SEAL	
	
3/7/2023	
DOCUMENT NOT CONSIDERED FINAL UNLESS ALL SIGNATURES COMPLETED	

**STATE OF NORTH CAROLINA
DEPARTMENT OF TRANSPORTATION**

**SIGNING PLAN
WAKE COUNTY**

**LOCATION: US 401 (LOUISBURG RD) FROM SOUTH OF
PERRY CREEK RD TO LELAND DR**

T.I.P.: U-5748

CONTRACT: C204786

ROADWAY STANDARD DRAWING

THE FOLLOWING ROADWAY STANDARDS AS APPEAR IN "ROADWAY STANDARD DRAWINGS" - PROJECT SERVICES UNIT - N.C. DEPARTMENT OF TRANSPORTATION - RALEIGH, N.C., DATED JANUARY 2018 ARE APPLICABLE TO THIS PROJECT AND BY REFERENCE HEREBY ARE CONSIDERED A PART OF THESE PLANS:

STD. NO.	TITLE
901.10	TYPE "A" SIGNS
901.50	ARROWS AND SHIELDS
901.70	SIGN STRINGERS AND SUPPORT SPACING
904.10	ORIENTATION OF GROUND MOUNTED SIGNS
904.50	MOUNTING OF TYPE 'D', 'E' AND 'F' SIGNS ON 'U' CHANNEL POSTS
910.30	SIGNING UNSIGNALIZED SUPERSTREET
910.30	SIGNING SIGNALIZED SUPERSTREET LEFT OUT / DUAL U-TURN
910.50	SIGNING FOR SPEED REDUCTION ZONE

GENERAL NOTES

- . SIGNS FURNISHED BY STATE
- . CONFIRM IN WRITING AT LEAST 4 MONTHS IN ADVANCE, THE ACTUAL DATE THE DEPARTMENT FURNISHED SIGNS WILL BE REQUIRED.
- . ALL TYPE 'D' SIGNS SHALL BE MOUNTED ON TWO U-CHANNEL POSTS UNLESS OTHERWISE INDICATED ON THE PLANS.
- . IF REMOVAL OR RELOCATION OF SIGNS ON PRIVATE STREET (NON-STATE MAINTAINED) IS REQUIRED DUE TO CONSTRUCTION, THE CONTRACTOR SHALL INFORM THE ENGINEER. THE WORK WILL BE COMPLETED BY OTHERS.
- . WHEN NOT STATIONED OR DIMENSIONED ON PLANS, ALL 'E' AND 'F' SIGNS SHALL BE FIELD LOCATED BY THE ENGINEER
- . ALL EXISTING SIGNS ON "U" CHANNEL POST WITHIN THE PROJECT LIMITS SHALL BE REMOVED AND DISPOSED OF UNLESS OTHERWISE NOTED ON PLANS.
- . WHEN EXISTING SIGNS ARE REMOVED AND INSTALLED ON NEW SUPPORTS, THE RE-ERECTION SHALL IMMEDIATELY FOLLOW THE REMOVAL.
- . THE BACKGROUND FOR TYPE E & F SIGNS SHALL BE TYPE C REFLECTIVE SHEETING.
- . DO NOT BEGIN FABRICATION FOR TYPES A & B SIGNS MOUNTED ON OVERHEAD STRUCTURES OR STEEL SUPPORTS UNTIL "S" DIMENSIONS HAVE BEEN FIELD VERIFIED.
- . SEE ROADWAY PLANS FOR GUARD/GUIDE RAIL DETAILS.

SUMMARY OF QUANTITIES

ITEM NO.		ITEM DESCRIPTION	QUANTITY	UNIT
DESC. NO.	SECT. NO.			
4072000000	903	SUPPORTS, 3 LB STEEL U-CHANNEL	2380	L.F.
4096000000	904	SIGN ERECTION, TYPE D	7	EA.
4102000000	904	SIGN ERECTION, TYPE E	83	EA.
4108000000	904	SIGN ERECTION, TYPE F	6	EA.
4116200000	904	SIGN ERECTION, RELOCATE SIGN TYPE E	6	EA.
4155000000	907	DISPOSAL OF SIGN SYSTEM, U-CHANNEL	100	EA.
4057000000	SP	OVERHEAD FOOTING	36	C.Y.
4082100000	SP	SUPPORTS, OVERHEAD SIGN STRUCTURE @ -L- STA. 43+73.70	1	L.S.


PROJECT NOTES

1. DISPOSAL OF SIGN SYSTEM, U-CHANNEL
 2. SIGN ERECTION, RELOCATE SIGN TYPE E
- ★ SIGNALIZED INTERSECTION

INDEX


SHEET NO.	DESCRIPTION
SIGN-01	TITLE SHEET
SIGN-02-2B	TYPE "A & D" SIGNS
SIGN-03	TYPE "E" SIGNS
SIGN-04	TYPE "F" SIGNS
SIGN-04A	SIGN STRUCTURE LINE DRAWINGS
SIGN-05-11	PROPOSED & EXISTING SIGNS

PLAN SUBMITTED TO:	
<u>JOHN CONFORTI, P.E.</u>	
NCDOT PROJECT ENGINEER	

PLAN PREPARED BY: AECOM	
<u>JEFFREY KOONTZ, P.E.</u> PROJECT ENGINEER	
<u>PATRICK MCPHERSON, E.I.</u> PROJECT DESIGN ENGINEER	

NC FIRM LICENSE No: F-0342
701 Corporate Center Drive,
Suite 475 Raleigh, NC 27607
(919) 854-6200 - (919) 854-6259(FAX)

APPROVED: _____
DATE: _____



**DOCUMENT NOT CONSIDERED FINAL
UNLESS ALL SIGNATURES COMPLETED**

SIGN NUMBER: 1 TYPE: A QUANTITY: 1 SIGN WIDTH: 17'-0" HEIGHT: 8'-0" TOTAL AREA: 136.0 Sq.Ft. BORDER TYPE: FLUSH RECESS: 0" WIDTH: 2" RADII: 12" NO. Z BARS: 3 LENGTH: 196.0	BACKG COLOR: Green COPY COLOR: White <table border="1"> <tr> <th>SYMBOL</th> <th>X</th> <th>Y</th> <th>WID</th> <th>HT</th> </tr> <tr> <td>ARG01</td> <td>35.6</td> <td>19.2</td> <td>29.7</td> <td>29.7</td> </tr> <tr> <td>ARG01</td> <td>131.2</td> <td>19.2</td> <td>29.7</td> <td>29.7</td> </tr> </table> MAT'L: 0.125" (3.2 mm) ALUMINUM	SYMBOL	X	Y	WID	HT	ARG01	35.6	19.2	29.7	29.7	ARG01	131.2	19.2	29.7	29.7	DESIGN BY: PATRICK MCPHERSON, EI CHECKED BY: JEFFREY KOONTZ, P.E. PROJECT ID: ID LOCATION: Jul 25, 2022 DIV-DIV 5
SYMBOL	X	Y	WID	HT													
ARG01	35.6	19.2	29.7	29.7													
ARG01	131.2	19.2	29.7	29.7													

USE NOTES:
 1. Legend and border(except those that are colored black) shall be direct applied Grade A sheeting.
 2. Background shall be Grade C reflective sheeting.
 3. Shields; A, B, and C type arrows shall be on 0.032" (0.8mm) aluminum with Grade A reflective sheeting and demountable.
 4. Bottom panel shall be yellow Grade C sheeting. Legend shall be direct applied black non-reflective sheeting. Arrow shall be on 0.032" aluminum, black non-reflective sheeting an demountable. Yellow panel is:

LETTER POSITIONS

Letter locations are panel edge to lower left corner													Series/Size
L	i	g	o	n	M	i	l	l	R	d			Text Length
18.7	34.1	42.2	57.8	73.6	84.2	100.2	120.5	130.1	139.7	142.9	58.9	174.7	EM 2000 166.6

FILENAME: U5748_SIGN_base_proposed NORTH CAROLINA D.O.T. SIGN DETAIL

SIGN NUMBER: 2 TYPE: A QUANTITY: 1 SIGN WIDTH: 22'-0" HEIGHT: 10'-6" TOTAL AREA: 231.0 Sq.Ft. BORDER TYPE: FLUSH RECESS: 0" WIDTH: 2" RADII: 12" NO. Z BARS: 3 LENGTH: 256.0	BACKG COLOR: Green COPY COLOR: White <table border="1"> <tr> <th>SYMBOL</th> <th>X</th> <th>Y</th> <th>WID</th> <th>HT</th> </tr> <tr> <td>ARG01</td> <td>49.1</td> <td>13.7</td> <td>29.7</td> <td>29.7</td> </tr> <tr> <td>ARG01</td> <td>166.2</td> <td>13.7</td> <td>29.7</td> <td>29.7</td> </tr> </table> MAT'L: 0.125" (3.2 mm) ALUMINUM	SYMBOL	X	Y	WID	HT	ARG01	49.1	13.7	29.7	29.7	ARG01	166.2	13.7	29.7	29.7	DESIGN BY: PATRICK MCPHERSON, EI CHECKED BY: JEFFREY KOONTZ, P.E. PROJECT ID: ID LOCATION: Jul 25, 2022 DIV-DIV 5
SYMBOL	X	Y	WID	HT													
ARG01	49.1	13.7	29.7	29.7													
ARG01	166.2	13.7	29.7	29.7													

USE NOTES:
 1. Legend and border(except those that are colored black) shall be direct applied Grade A sheeting.
 2. Background shall be Grade C reflective sheeting.
 3. Shields; A, B, and C type arrows shall be on 0.032" (0.8mm) aluminum with Grade A reflective sheeting and demountable.
 4. Bottom panel shall be yellow Grade C sheeting. Legend shall be direct applied black non-reflective sheeting. Arrow shall be on 0.032" aluminum, black non-reflective sheeting an demountable. Yellow panel is:

LETTER POSITIONS

Letter locations are panel edge to lower left corner													Series/Size			
M	i	t	c	h	e	l	l	M	i	l	R	d	Text Length			
31.6	51.9	59.9	71.9	87.4	103	118.5	128.1	131.3	147.3	167.6	177.2	186.8	190	206	221.8	EM 2000 200.8
168.3	177.6	189.5	199.4													EM 2000 39.2
19.5	28.8	40.7	50.6	58.7	68.7	79.5	90.4	98.4								EM 2000 89
131.3	140.5	150.7	161.2	171.5	181	190.5	195.7	206	216.6	227.2	236.4					EM 2000 113.2

FILENAME: U5748_SIGN_base_proposed NORTH CAROLINA D.O.T. SIGN DETAIL

SIGN NUMBER: 4 TYPE: A QUANTITY: 1 SIGN WIDTH: 15'-0" HEIGHT: 8'-6" TOTAL AREA: 127.5 Sq.Ft. BORDER TYPE: FLUSH RECESS: 0" WIDTH: 2" RADII: 12" NO. Z BARS: 3 LENGTH: 172.0	BACKG COLOR: Green COPY COLOR: White <table border="1"> <tr> <th>SYMBOL</th> <th>X</th> <th>Y</th> <th>WID</th> <th>HT</th> </tr> <tr> <td>M1_4</td> <td>21.9</td> <td>46.8</td> <td>45</td> <td>36</td> </tr> </table> MAT'L: 0.125" (3.2 mm) ALUMINUM	SYMBOL	X	Y	WID	HT	M1_4	21.9	46.8	45	36	DESIGN BY: PATRICK MCPHERSON, EI CHECKED BY: JEFFREY KOONTZ, P.E. PROJECT ID: ID LOCATION: Jul 25, 2022 DIV-DIV 5
SYMBOL	X	Y	WID	HT								
M1_4	21.9	46.8	45	36								

USE NOTES:
 1. Legend and border(except those that are colored black) shall be direct applied Grade A sheeting.
 2. Background shall be Grade C reflective sheeting.
 3. Shields; A, B, and C type arrows shall be on 0.032" (0.8mm) aluminum with Grade A reflective sheeting and demountable.
 4. Bottom panel shall be yellow Grade C sheeting. Legend shall be direct applied black non-reflective sheeting. Arrow shall be on 0.032" aluminum, black non-reflective sheeting an demountable. Yellow panel is:

LETTER POSITIONS

Letter locations are panel edge to lower left corner													Series/Size
N	O	R	T	H									Text Length
84.9	102.3	118.3	132.1	145.9									E 2000 73.2
28.9	44.7	60.6	68.7	82.5	96.2	113.2	122.8	132.4	140.6				EM 2000 122.2

FILENAME: U5748_SIGN_base_proposed NORTH CAROLINA D.O.T. SIGN DETAIL

SIGN NUMBER: 3 TYPE: A QUANTITY: 1 SIGN WIDTH: 15'-0" HEIGHT: 8'-6" TOTAL AREA: 127.5 Sq.Ft. BORDER TYPE: FLUSH RECESS: 0" WIDTH: 2" RADII: 12" NO. Z BARS: 3 LENGTH: 172.0	BACKG COLOR: Green COPY COLOR: White <table border="1"> <tr> <th>SYMBOL</th> <th>X</th> <th>Y</th> <th>WID</th> <th>HT</th> </tr> <tr> <td>M1_4</td> <td>21.5</td> <td>46.8</td> <td>45</td> <td>36</td> </tr> </table> MAT'L: 0.125" (3.2 mm) ALUMINUM	SYMBOL	X	Y	WID	HT	M1_4	21.5	46.8	45	36	DESIGN BY: PATRICK MCPHERSON, EI CHECKED BY: JEFFREY KOONTZ, P.E. PROJECT ID: ID LOCATION: Jul 25, 2022 DIV-DIV 5
SYMBOL	X	Y	WID	HT								
M1_4	21.5	46.8	45	36								

USE NOTES:
 1. Legend and border(except those that are colored black) shall be direct applied Grade A sheeting.
 2. Background shall be Grade C reflective sheeting.
 3. Shields; A, B, and C type arrows shall be on 0.032" (0.8mm) aluminum with Grade A reflective sheeting and demountable.
 4. Bottom panel shall be yellow Grade C sheeting. Legend shall be direct applied black non-reflective sheeting. Arrow shall be on 0.032" aluminum, black non-reflective sheeting an demountable. Yellow panel is:

LETTER POSITIONS

Letter locations are panel edge to lower left corner													Series/Size
S	O	U	T	H									Text Length
84.5	101.8	117.9	132.6	146.4									E 2000 74
43.9	59.8	76.7	84.9	100.4	108.6	125.5							EM 2000 92.2

FILENAME: U5748_SIGN_base_proposed NORTH CAROLINA D.O.T. SIGN DETAIL

1/11/2023
 U5748-sign-02-1PE-04.dgn
 PatrickMcPherson

TYPE "A" SIGN DESIGNS

SIGN NUMBER: 5	BACKG COLOR: Yellow	DESIGN BY: PATRICK MCPHERSON, EI	CHECKED BY: JEFFREY KOONTZ, PE	Jul 25, 2022																																																																																																			
TYPE: A	COPY COLOR: Black	PROJECT ID: ID	LOCATION:	DIV:DIV 5																																																																																																			
QUANTITY: 1	<table border="1" style="font-size: 8px;"> <thead> <tr> <th>SYMBOL</th> <th>X</th> <th>Y</th> <th>WID</th> <th>HT</th> </tr> </thead> <tbody> <tr> <td>ARROW</td> <td>45</td> <td>13.3</td> <td>30</td> <td>20.6</td> </tr> <tr><td> </td><td> </td><td> </td><td> </td><td> </td></tr> <tr><td> </td><td> </td><td> </td><td> </td><td> </td></tr> <tr><td> </td><td> </td><td> </td><td> </td><td> </td></tr> <tr><td> </td><td> </td><td> </td><td> </td><td> </td></tr> <tr><td> </td><td> </td><td> </td><td> </td><td> </td></tr> <tr><td> </td><td> </td><td> </td><td> </td><td> </td></tr> <tr><td> </td><td> </td><td> </td><td> </td><td> </td></tr> <tr><td> </td><td> </td><td> </td><td> </td><td> </td></tr> <tr><td> </td><td> </td><td> </td><td> </td><td> </td></tr> </tbody> </table>	SYMBOL	X	Y	WID	HT	ARROW	45	13.3	30	20.6																																																																																												
SYMBOL	X	Y	WID	HT																																																																																																			
ARROW	45	13.3	30	20.6																																																																																																			
SIGN WIDTH: 10'-0" HEIGHT: 11'-0" TOTAL AREA: 110.0 Sq.Ft.																																																																																																							
BORDER TYPE: INSET RECESS: 0.5" WIDTH: 1.5" RADII: 12"																																																																																																							
NO. Z BARS: 3 LENGTH: 112.0																																																																																																							
MAT'L: 0.125" (3.2 mm) ALUMINUM																																																																																																							
<p>USE NOTES:</p> <ol style="list-style-type: none"> Legend and border(except those that are colored black) shall be direct applied Grade A sheeting. Background shall be Grade C reflective sheeting. Shields: A, B, and C type arrows shall be on 0.032" (0.8mm) aluminum with Grade A reflective sheeting and demountable. Bottom panel shall be yellow Grade C sheeting. Legend shall be direct applied black non-reflective sheeting. Arrow shall be on 0.032" aluminum, black non-reflective sheeting an demountable. Yellow panel is: 																																																																																																							
Spacing Factor is 1 unless specified otherwise																																																																																																							
<p>LETTER POSITIONS</p> <table border="1" style="width: 100%; border-collapse: collapse; font-size: 8px;"> <thead> <tr> <th colspan="10">Letter locations are panel edge to lower left corner</th> <th>Series/Size</th> </tr> <tr> <th>L</th><th>A</th><th>N</th><th>E</th><th></th><th></th><th></th><th></th><th></th><th></th> <th>Text Length</th> </tr> </thead> <tbody> <tr> <td>31</td><td>43</td><td>60.8</td><td>77.2</td><td></td><td></td><td></td><td></td><td></td><td></td> <td>EM 2000</td> </tr> <tr> <td></td><td></td><td></td><td></td><td></td><td></td><td></td><td></td><td></td><td></td> <td>57.3</td> </tr> <tr> <td></td><td></td><td></td><td></td><td></td><td></td><td></td><td></td><td></td><td></td> <td>EM 2000</td> </tr> <tr> <td>31</td><td>45.2</td><td>61.6</td><td>76.9</td><td></td><td></td><td></td><td></td><td></td><td></td> <td>58.1</td> </tr> <tr> <td></td><td></td><td></td><td></td><td></td><td></td><td></td><td></td><td></td><td></td> <td>EM 2000</td> </tr> <tr> <td>1/4</td><td>M</td><td>I</td><td>L</td><td>E</td><td></td><td></td><td></td><td></td><td></td> <td>83.9</td> </tr> <tr> <td>18</td><td>52</td><td>70.2</td><td>77.4</td><td>90.9</td><td></td><td></td><td></td><td></td><td></td> <td></td> </tr> </tbody> </table>					Letter locations are panel edge to lower left corner										Series/Size	L	A	N	E							Text Length	31	43	60.8	77.2							EM 2000											57.3											EM 2000	31	45.2	61.6	76.9							58.1											EM 2000	1/4	M	I	L	E						83.9	18	52	70.2	77.4	90.9						
Letter locations are panel edge to lower left corner										Series/Size																																																																																													
L	A	N	E							Text Length																																																																																													
31	43	60.8	77.2							EM 2000																																																																																													
										57.3																																																																																													
										EM 2000																																																																																													
31	45.2	61.6	76.9							58.1																																																																																													
										EM 2000																																																																																													
1/4	M	I	L	E						83.9																																																																																													
18	52	70.2	77.4	90.9																																																																																																			
FILENAME: U5748_SIGN_base_proposed																																																																																																							
NORTH CAROLINA D.O.T. SIGN DETAIL																																																																																																							

SIGN NUMBER: 305	BACKG COLOR: Green	DESIGN BY: PATRICK MCPHERSON, EI	CHECKED BY: JEFFREY KOONTZ, PE	Jul 25, 2022																																																						
TYPE: D	COPY COLOR: White	PROJECT ID: ID	LOCATION:	DIV:DIV 5																																																						
QUANTITY: 2	<table border="1" style="font-size: 8px;"> <thead> <tr> <th>SYMBOL</th> <th>X</th> <th>Y</th> <th>WID</th> <th>HT</th> </tr> </thead> <tbody> <tr><td> </td><td> </td><td> </td><td> </td><td> </td></tr> <tr><td> </td><td> </td><td> </td><td> </td><td> </td></tr> <tr><td> </td><td> </td><td> </td><td> </td><td> </td></tr> <tr><td> </td><td> </td><td> </td><td> </td><td> </td></tr> <tr><td> </td><td> </td><td> </td><td> </td><td> </td></tr> <tr><td> </td><td> </td><td> </td><td> </td><td> </td></tr> <tr><td> </td><td> </td><td> </td><td> </td><td> </td></tr> <tr><td> </td><td> </td><td> </td><td> </td><td> </td></tr> <tr><td> </td><td> </td><td> </td><td> </td><td> </td></tr> <tr><td> </td><td> </td><td> </td><td> </td><td> </td></tr> </tbody> </table>	SYMBOL	X	Y	WID	HT																																																				
SYMBOL	X	Y	WID	HT																																																						
SIGN WIDTH: 5'-6" HEIGHT: 2'-0" TOTAL AREA: 11.0 Sq.Ft.																																																										
BORDER TYPE: FLUSH RECESS: 0" WIDTH: 1" RADII: 3"																																																										
NO. Z BARS: 3 LENGTH: 112.0																																																										
MAT'L: 0.125" (3.2 mm) ALUMINUM																																																										
<p>USE NOTES:</p> <ol style="list-style-type: none"> Legend and border(except those that are colored black) shall be direct applied Grade C sheeting. Background shall be Grade C reflective sheeting. Shields: A, B, and C type arrows shall be on 0.032" (0.8mm) aluminum with Grade C reflective sheeting and demountable. Bottom panel shall be yellow Grade C sheeting. Legend shall be direct applied black non-reflective sheeting. Arrow shall be on 0.032" aluminum, black non-reflective sheeting an demountable. Yellow panel is: 																																																										
Spacing Factor is 1 unless specified otherwise																																																										
<p>LETTER POSITIONS</p> <table border="1" style="width: 100%; border-collapse: collapse; font-size: 8px;"> <thead> <tr> <th colspan="10">Letter locations are panel edge to lower left corner</th> <th>Series/Size</th> </tr> <tr> <th>N</th><th>E</th><th>U</th><th>S</th><th>E</th><th>R</th><th>I</th><th>V</th><th>E</th><th>R</th> <th>Text Length</th> </tr> </thead> <tbody> <tr> <td>7.3</td><td>12.8</td><td>17.6</td><td>22.7</td><td>27.8</td><td>31.5</td><td>37.5</td><td>42.6</td><td>44.4</td><td>49.9</td> <td>54.6</td> <td>D 2000</td> </tr> <tr> <td></td><td></td><td></td><td></td><td></td><td></td><td></td><td></td><td></td><td></td> <td>51.4</td> <td></td> </tr> </tbody> </table>					Letter locations are panel edge to lower left corner										Series/Size	N	E	U	S	E	R	I	V	E	R	Text Length	7.3	12.8	17.6	22.7	27.8	31.5	37.5	42.6	44.4	49.9	54.6	D 2000											51.4									
Letter locations are panel edge to lower left corner										Series/Size																																																
N	E	U	S	E	R	I	V	E	R	Text Length																																																
7.3	12.8	17.6	22.7	27.8	31.5	37.5	42.6	44.4	49.9	54.6	D 2000																																															
										51.4																																																
FILENAME: U5748_SIGN_base_proposed																																																										
NORTH CAROLINA D.O.T. SIGN DETAIL																																																										

TIP NO. U-5748	SHEET NO. SIGN-2A
APPROVED: _____	
DATE: _____	
3/7/2023	
DOCUMENT NOT CONSIDERED FINAL UNLESS ALL SIGNATURES COMPLETED	


1/11/2023
 U5748-sign_2A.TYPE D.dgn
 patrick.mcperson

TYPE "A & D" SIGN DESIGNS

APPROVED: _____

DATE: _____

SEAL



DOCUMENT NOT CONSIDERED FINAL UNLESS ALL SIGNATURES COMPLETED

SIGN NUMBER: 301
TYPE: D
QUANTITY: 1
SIGN WIDTH: 8'-0"
HEIGHT: 3'-6"
TOTAL AREA: 28.0 Sq.Ft.
BORDER TYPE: FLUSH
RECESS: 0"
WIDTH: 1.25"
RADII: 6"
NO. Z BARS:
LENGTH:

BACKG COLOR: Green
COPY COLOR: White

SYMBOL	X	Y	WID	HT

MAT'L: 0.125" (3.2 mm) ALUMINUM

DESIGN BY: PATRICK MCPHERSON, EI
CHECKED BY: JEFFREY KOONTZ, PE
Jul 25, 2022
PROJECT ID: ID
LOCATION:
DIV:DIV 5

USE NOTES:

- Legend and border(except those that are colored black) shall be direct applied Grade C sheeting.
- Background shall be Grade A, B, or C reflective sheeting.
- Shields; A, B, and C type arrows shall be on 0.032" (0.8mm) aluminum with Grade C reflective sheeting and demountable.
- Bottom panel shall be yellow Grade C sheeting. Legend shall be direct applied black non-reflective sheeting. Arrow shall be on 0.032" aluminum, black non-reflective sheeting an demountable. Yellow panel is:

LETTER POSITIONS

Letter locations are panel edge to lower left corner

Series/Size	Text Length
EM 2000	76.4
EM 2000	77.4
EM 2000	48.8

FILENAME: U5748_SIGN_base_proposed NORTH CAROLINA D.O.T. SIGN DETAIL

SIGN NUMBER: 302
TYPE: D
QUANTITY: 2
SIGN WIDTH: 8'-0"
HEIGHT: 3'-6"
TOTAL AREA: 28.0 Sq.Ft.
BORDER TYPE: FLUSH
RECESS: 0"
WIDTH: 1.25"
RADII: 6"
NO. Z BARS:
LENGTH:

BACKG COLOR: Green
COPY COLOR: White

SYMBOL	X	Y	WID	HT

MAT'L: 0.125" (3.2 mm) ALUMINUM

DESIGN BY: PATRICK MCPHERSON, EI
CHECKED BY: JEFFREY KOONTZ, PE
Jul 25, 2022
PROJECT ID: ID
LOCATION:
DIV:DIV 5

USE NOTES:

- Legend and border(except those that are colored black) shall be direct applied Grade C sheeting.
- Background shall be Grade A, B, or C reflective sheeting.
- Shields; A, B, and C type arrows shall be on 0.032" (0.8mm) aluminum with Grade C reflective sheeting and demountable.
- Bottom panel shall be yellow Grade C sheeting. Legend shall be direct applied black non-reflective sheeting. Arrow shall be on 0.032" aluminum, black non-reflective sheeting an demountable. Yellow panel is:

LETTER POSITIONS

Letter locations are panel edge to lower left corner

Series/Size	Text Length
EM 2000	76.4
EM 2000	77.4
EM 2000	53.6

FILENAME: U5748_SIGN_base_proposed NORTH CAROLINA D.O.T. SIGN DETAIL

SIGN NUMBER: 303
TYPE: D
QUANTITY: 1
SIGN WIDTH: 5'-6"
HEIGHT: 2'-6"
TOTAL AREA: 13.8 Sq.Ft.
BORDER TYPE: FLUSH
RECESS: 0"
WIDTH: 0.75"
RADII: 2.25"
NO. Z BARS:
LENGTH:

BACKG COLOR: Green
COPY COLOR: White

SYMBOL	X	Y	WID	HT
AR_Type D	49.1	19.3	6	9
AR_Type D	8.2	4.7	6	9

MAT'L: 0.125" (3.2 mm) ALUMINUM

DESIGN BY: PATRICK MCPHERSON, EI
CHECKED BY: JEFFREY KOONTZ, PE
Jul 25, 2022
PROJECT ID: ID
LOCATION:
DIV:DIV 5

USE NOTES:

- Legend and border(except those that are colored black) shall be direct applied Grade C sheeting.
- Background shall be Grade A, B, or C reflective sheeting.
- Shields; A, B, and C type arrows shall be on 0.032" (0.8mm) aluminum with Grade C reflective sheeting and demountable.
- Bottom panel shall be yellow Grade C sheeting. Legend shall be direct applied black non-reflective sheeting. Arrow shall be on 0.032" aluminum, black non-reflective sheeting an demountable. Yellow panel is:

LETTER POSITIONS

Letter locations are panel edge to lower left corner

Series/Size	Text Length
D 2000	25.8
D 2000	33.2

FILENAME: U5748_SIGN_base_proposed NORTH CAROLINA D.O.T. SIGN DETAIL

SIGN NUMBER: 304
TYPE: D
QUANTITY: 1
SIGN WIDTH: 4'-6"
HEIGHT: 1'-6"
TOTAL AREA: 6.8 Sq.Ft.
BORDER TYPE: FLUSH
RECESS: 0"
WIDTH: 0.75"
RADII: 1.5"
NO. Z BARS:
LENGTH:

BACKG COLOR: Green
COPY COLOR: White

SYMBOL	X	Y	WID	HT

MAT'L: 0.125" (3.2 mm) ALUMINUM

DESIGN BY: PATRICK MCPHERSON, EI
CHECKED BY: JEFFREY KOONTZ, PE
Jul 25, 2022
PROJECT ID: ID
LOCATION:
DIV:DIV 5

USE NOTES:

- Legend and border(except those that are colored black) shall be direct applied Grade C sheeting.
- Background shall be Grade A, B, or C reflective sheeting.
- Shields; A, B, and C type arrows shall be on 0.032" (0.8mm) aluminum with Grade C reflective sheeting and demountable.
- Bottom panel shall be yellow Grade C sheeting. Legend shall be direct applied black non-reflective sheeting. Arrow shall be on 0.032" aluminum, black non-reflective sheeting an demountable. Yellow panel is:

LETTER POSITIONS




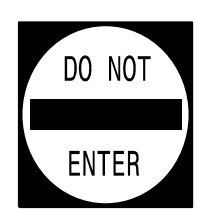


Letter locations are panel edge to lower left corner

Series/Size	Text Length
D 2000	33.2
D 2000	4.1

FILENAME: U5748_SIGN_base_proposed NORTH CAROLINA D.O.T. SIGN DETAIL


TYPE "D" SIGN DESIGNS

I/11/2023
 p:\y\yecom-ne-pw\bentley.com\AECOM_DS21.NA_2020\Documents\60609754-U-5748_Ligon Mill\900-CAD_GIS\910-CAD_70_NCDOT_TIP\Traffic\Signing\CADD\U5748_sign_2B_Type_D.dgn
 Patrick McPherson

<p>401 QUANTITY REQ'D .3_</p>  <p>30 X 30 W3-3</p> <p>ONE "U" POST PER SIGN</p>	<p>402 QUANTITY REQ'D .2_</p>  <p>36 X 36 R3-4</p> <p>ONE "U" POST PER SIGN</p>	<p>404 QUANTITY REQ'D .4_</p>  <p>42 X 30 R5-1A</p> <p>TWO "U" POST PER SIGN</p>	<p>405 QUANTITY REQ'D .4_</p>  <p>36 X 36 R5-1</p> <p>ONE "U" POST PER SIGN</p>	<p>406 QUANTITY REQ'D .9_</p>  <p>54 X 18 R6-1 (L)</p> <p>TWO "U" POSTS PER SIGN</p>	<p>407 QUANTITY REQ'D .1_</p>  <p>54 X 18 R6-1 (R)</p> <p>TWO "U" POSTS PER SIGN</p>
--	--	---	--	---	---








APPROVED: _____
DATE: _____








SEAL












3/7/2023

DOCUMENT NOT CONSIDERED FINAL UNLESS ALL SIGNATURES COMPLETED

<p>408 QUANTITY REQ'D .2_</p>  <p>24 X 30 R2-1</p> <p>ONE "U" POST PER SIGN</p>	<p>409 QUANTITY REQ'D .2_</p>  <p>30 X 36 R2-1</p> <p>ONE "U" POST PER SIGN</p>	<p>410 QUANTITY REQ'D .6_</p>  <p>30 X 36 R2-1</p> <p>ONE "U" POST PER SIGN</p>	<p>411 QUANTITY REQ'D .1_</p>  <p>30 X 36 R2-1</p> <p>ONE "U" POST PER SIGN</p>	<p>412 QUANTITY REQ'D .7_</p>  <p>36 X 36 W12-1</p> <p>ONE "U" POST PER SIGN</p>	<p>413 QUANTITY REQ'D .4_</p>  <p>36 X 36 R3-7</p> <p>ONE "U" POST PER SIGN</p>	<p>414 QUANTITY REQ'D .2_</p>  <p>21 X 21 RNC3-26</p> <p>MOUNT BELOW SIGN 502 IN 2 INSTALLATIONS</p>
--	---	--	--	---	--	---

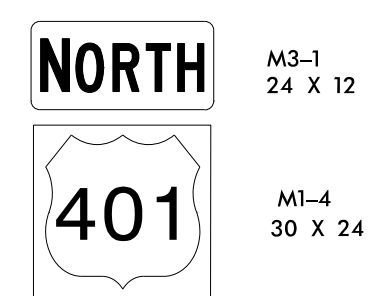
<p>415 QUANTITY REQ'D .2_</p>  <p>36 X 36 W8-13</p> <p>ONE "U" POST PER SIGN</p>	<p>417 QUANTITY REQ'D .6_</p>  <p>30 X 30 W11-2</p> <p>YELLOW/GREEN REFLECTIVE SHEETING ONE "U" POST PER SIGN</p>	<p>418 QUANTITY REQ'D .2_</p>  <p>30 X 30 R1-1</p> <p>ONE "U" POST PER SIGN</p>	<p>419 QUANTITY REQ'D .1_</p>  <p>30 X 30 W3-1</p> <p>ONE "U" POST PER SIGN</p>	<p>420 QUANTITY REQ'D .2_</p>  <p>30 X 30 W14-2</p> <p>ONE "U" POST PER SIGN</p>	<p>421 QUANTITY REQ'D .1_</p>  <p>30 X 30 W1-2L</p> <p>ONE "U" POST PER SIGN</p>	<p>422 QUANTITY REQ'D .1_</p>  <p>36 X 36 W3-5</p> <p>ONE "U" POST PER SIGN</p>
--	--	---	---	--	--	---

<p>423 QUANTITY REQ'D .1_</p>  <p>36 X 36 W4-2</p> <p>ONE "U" POST PER SIGN</p>	<p>426 QUANTITY REQ'D .1_</p>  <p>24 X 18 R3-17 24 X 8 R3-17P</p> <p>ONE "U" POST PER SIGN</p>	<p>427 QUANTITY REQ'D .1_</p>  <p>24 X 30 R4-8</p> <p>ONE "U" POST PER SIGN</p>	<p>428 QUANTITY REQ'D .3_</p>  <p>18 X 18 OM4-3</p> <p>ONE "U" POST PER SIGN</p>	<p>429 QUANTITY REQ'D .1_</p>  <p>36 X 36 R3-2</p> <p>ONE "U" POST PER SIGN</p>	<p>430 QUANTITY REQ'D .2_</p>  <p>24 X 12 W16-7PL</p> <p>MOUNT BELOW SIGN 417 IN 2 INSTALLATIONS</p>	<p>431 QUANTITY REQ'D .2_</p>  <p>24 X 12 W16-7PR</p> <p>MOUNT BELOW SIGN 417 IN 2 INSTALLATIONS</p>
--	--	--	---	--	---	---

<p>432 QUANTITY REQ'D .2_</p>  <p>24 X 30 R4-7</p> <p>ONE "U" POST PER SIGN</p>	<p>433 QUANTITY REQ'D .7_</p>  <p>36 X 36 R1-1</p> <p>ONE "U" POST PER SIGN</p>					
--	--	--	--	--	--	--

TYPE "E" SIGNS

501 QUANTITY REQ'D . 4 _

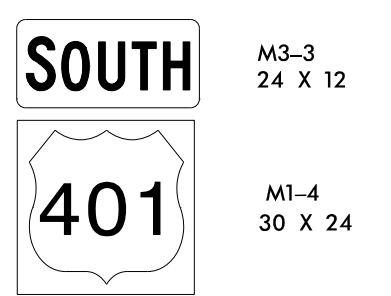


M3-1
24 X 12

M1-4
30 X 24

ONE "U" POSTS PER SIGN

502 QUANTITY REQ'D . 4 _

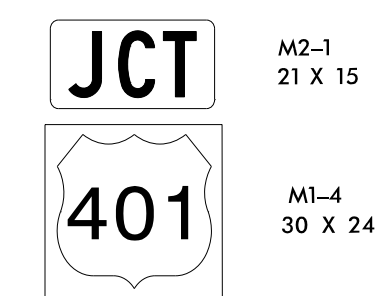


M3-3
24 X 12

M1-4
30 X 24

ONE "U" POSTS PER SIGN

503 QUANTITY REQ'D . 3 _

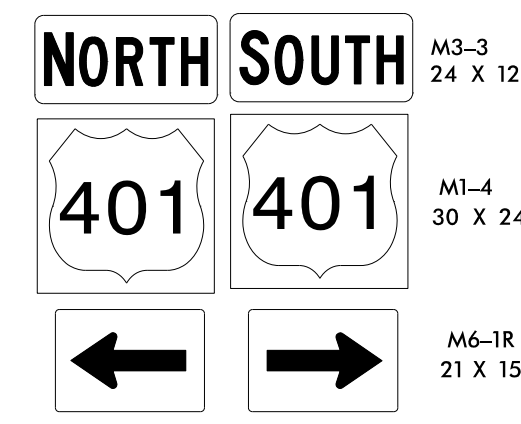


M2-1
21 X 15

M1-4
30 X 24

ONE "U" POSTS PER SIGN

504 QUANTITY REQ'D . 1 _



M3-1
24 X 12

M3-3
24 X 12

M1-4
30 X 24

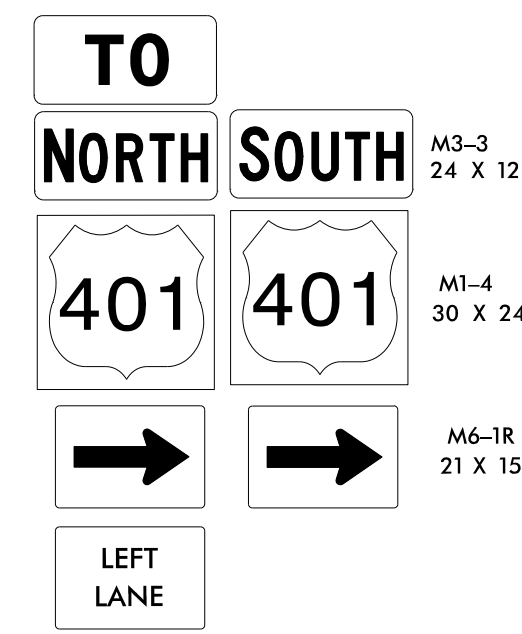
M1-4
30 X 24

M6-1L
21 X 15

M6-1R
21 X 15

MOUNT BELOW SIGN 303 IN 1 INSTALLATION

505 QUANTITY REQ'D . 1 _



M4-5
24 X 12

M3-1
24 X 12

M3-3
24 X 12

M1-4
30 X 24

M1-4
30 X 24

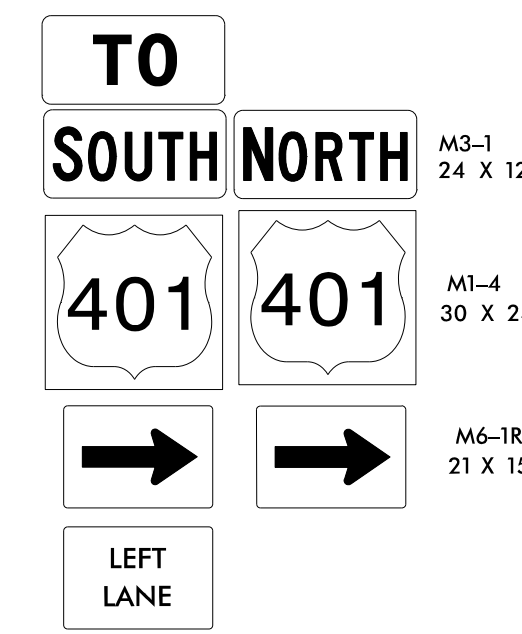
M6-1R
21 X 15

M6-1R
21 X 15

M5-4
24 X 18

TWO "U" POSTS PER SIGN

506 QUANTITY REQ'D . 1 _



M4-5
24 X 12

M3-3
24 X 12

M3-1
24 X 12

M1-4
30 X 24

M1-4
30 X 24

M6-1R
21 X 15

M6-1R
21 X 15

M5-4
24 X 18

TWO "U" POSTS PER SIGN

TIP NO. U-5748	SHEET NO. SIGN-04
APPROVED: _____	
DATE: _____	
SEAL	
	
3/7/2023	
DOCUMENT NOT CONSIDERED FINAL UNLESS ALL SIGNATURES COMPLETED	

SIGN NUMR: _____

TYPE: F Ground

QUANTITY: 1

BACKG. COLOR: White
COPY COLOR: Black

DESIGN BY: _____
PROJECT ID: _____

CHK BY: _____
DIV: _____

STD #: _____
DATE: _____

N. C. DEPARTMENT OF TRANSPORTATION
DIVISION OF HIGHWAYS
TRANSPORTATION MOBILITY & SAFETY
SIGNING & DELINEATION UNIT

SIGN WIDTH: 1'-9"
HEIGHT: 1'-9"
TOTAL AREA: 3.1 Sq.Ft.

MAT'L: 0.063" ALUMINUM

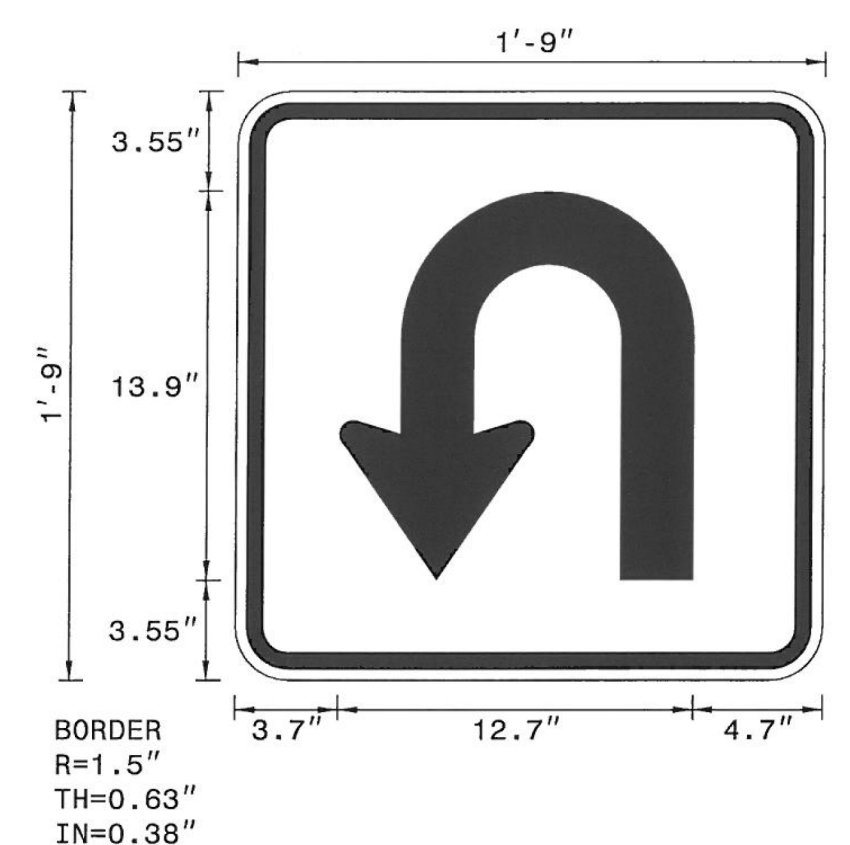
SYMBOL	X	Y	WID	HT
u arrow	3.7	3.5	12.7	13.9

BORDER TYPE: RECESSED
RECESS: 0.38"
WIDTH: 0.63"
RADII: 1.5"

NO. Z BARS:
LENGTH: _____

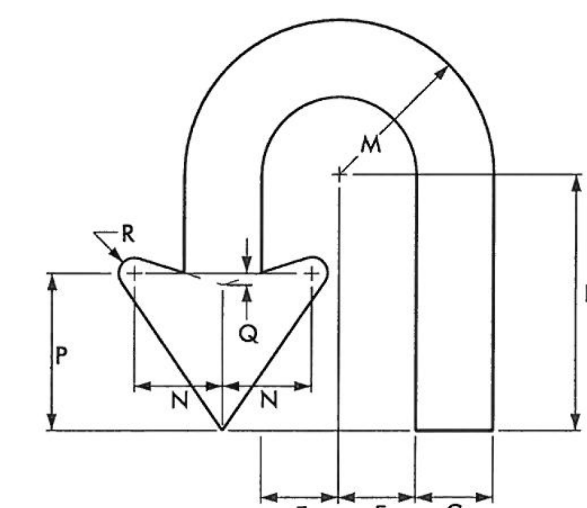
NOTES:

- Legend and border shall be direct applied
Non-reflective sheeting.
- Background shall be Grade C reflective sheeting.



BORDER
R=1.5"
TH=0.63"
IN=0.38"

Arrow Details




ARROW DIMENSIONS (INCHES)	F	G	H	M	N	P	Q	R
	2.625	2.625	8.659	5.25	3	5.25	0.375	0.5

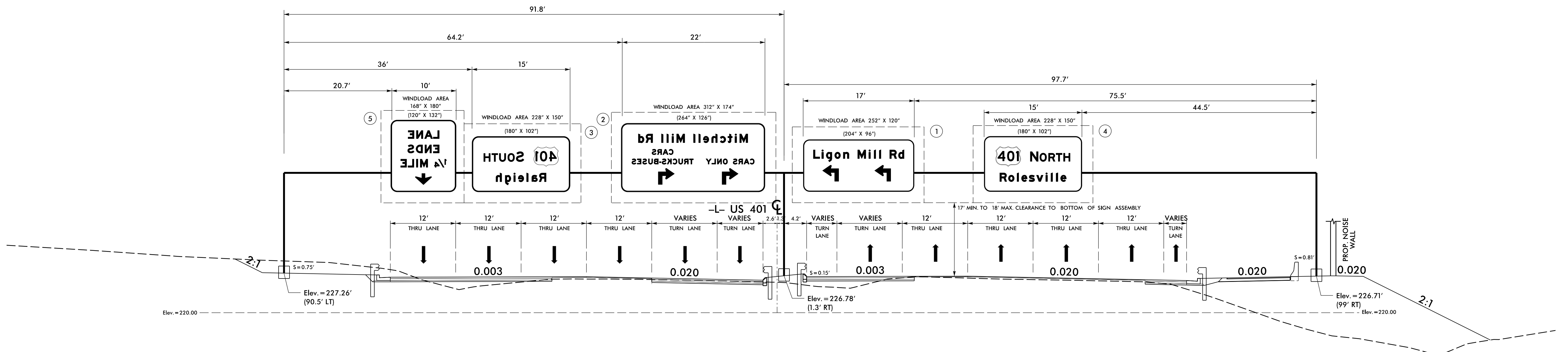
Spacing Factor is 1 unless specified otherwise
FILENAME: GSENG

1/11/2023
U5748-sign-04-TYPE F.dgn
catrak.mpherson

TYPE "F" SIGNS

TIP NO. U-5748	SHEET NO. SIGN-4A
APPROVED: _____	
DATE: _____	
SEAL	
	
DOCUMENT NOT CONSIDERED FINAL UNLESS ALL SIGNATURES COMPLETED	

Overhead Sign Structure @ -L- Sta. 43+73.70





NOTES:

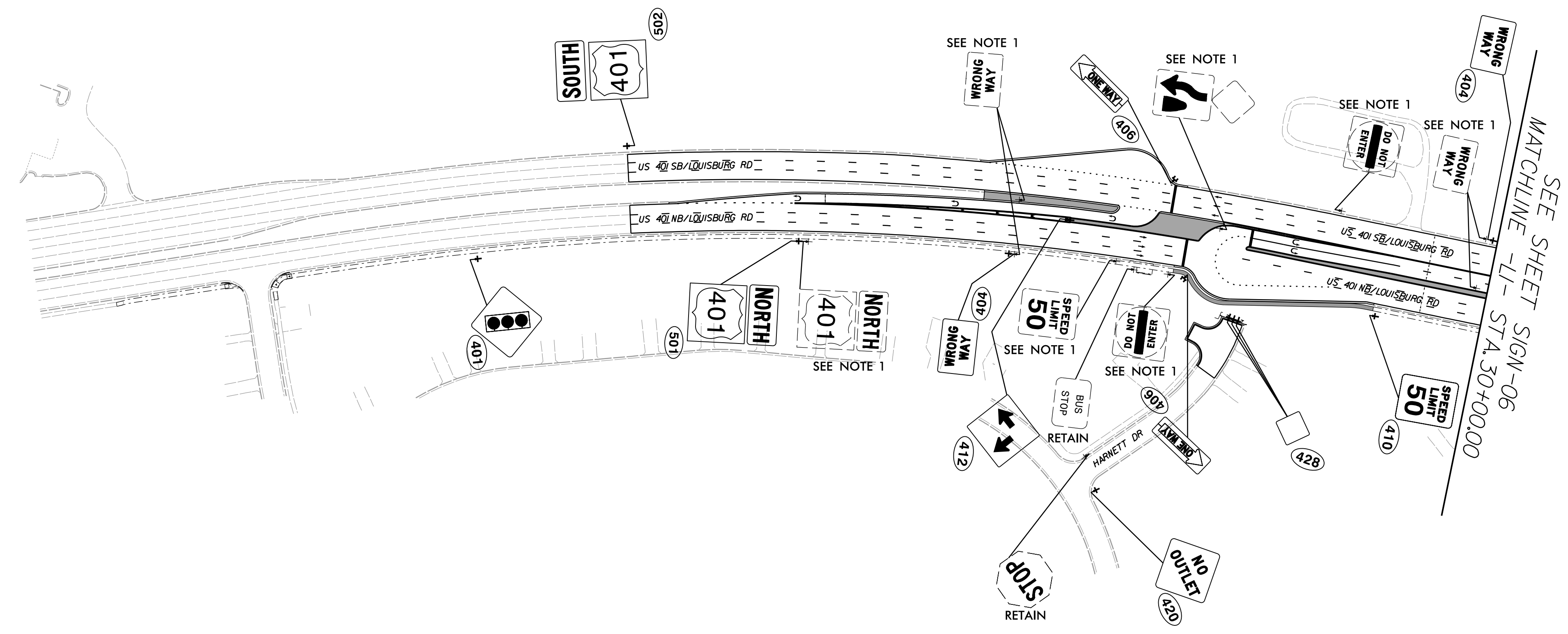
- IF THE CONTRACTOR BIDS ALUMINUM SIGN STRUCTURE, EACH SHALL BE PROVIDED WITH AN APPROVED HIGHWAY TRUSS DAMPER DEVICE IN ACCORDANCE WITH AASHTO SPECIFICATIONS.
- MOUNT SIGNS VERTICALLY CENTERED ON HORIZONTAL MEMBER OF STRUCTURE.
- FIELD VERIFICATION SHALL BE REQUIRED FOR ALL FOOTING ELEVATIONS, PER THE LATEST NCDOT STANDARD SPECIFICATIONS FOR ROADS AND STRUCTURES. PROVIDE FIELD VERIFICATION TO THE SIGNING SECTION.
- THE TOP OF THE FOOTING SHALL EXTEND AT LEAST 4 INCHES AND NOT MORE THAN 24 INCHES ABOVE THE HIGHEST POINT OF THE GROUND SURFACE AT THE FOOTING.
- SIGN HANGERS AND ATTACHMENT HARDWARE SHALL BE PROVIDED AND INSTALLED ON THE ASSEMBLY TO ACCOMMODATE ALL SIGNS SHOWN IN THIS PLAN SHEET.
- DESIGN AND CONSTRUCTION REQUIREMENTS FOR SIGN STRUCTURES SHALL ACCOMMODATE WIND VELOCITY OF 90 M.P.H.

* THESE DIMENSIONS SHALL BE USED FOR WIND LOAD AND DEAD LOAD COMPUTATIONS IN DESIGN OF STRUCTURE AND FOOTINGS. DESIGN AND CONSTRUCTION REQUIREMENTS FOR SIGN STRUCTURES SHALL ACCOMMODATE WIND VELOCITY OF 90 MPH.

**STRUCTURE LINE DRAWING
OVERHEAD SIGN STRUCTURE**

I/11/2023
 pwa:\geocom\paw-ben\td\ey.com\afCOM\DS21_NA_2020\Documents\60609754-U-5748 Ligon Mill\900-CAD GIS\910-CAD\70-NCDOT_TIP\Traffic\Signing\CADD\U5748 Overhead Sign Details.dgn


TIP NO. U-5748	SHEET NO. SIGN-05
APPROVED: _____	
DATE: _____	
SEAL	
	
3/7/2023	
DOCUMENT NOT CONSIDERED FINAL UNLESS ALL SIGNATURES COMPLETED	
Prepared in the Office of:	

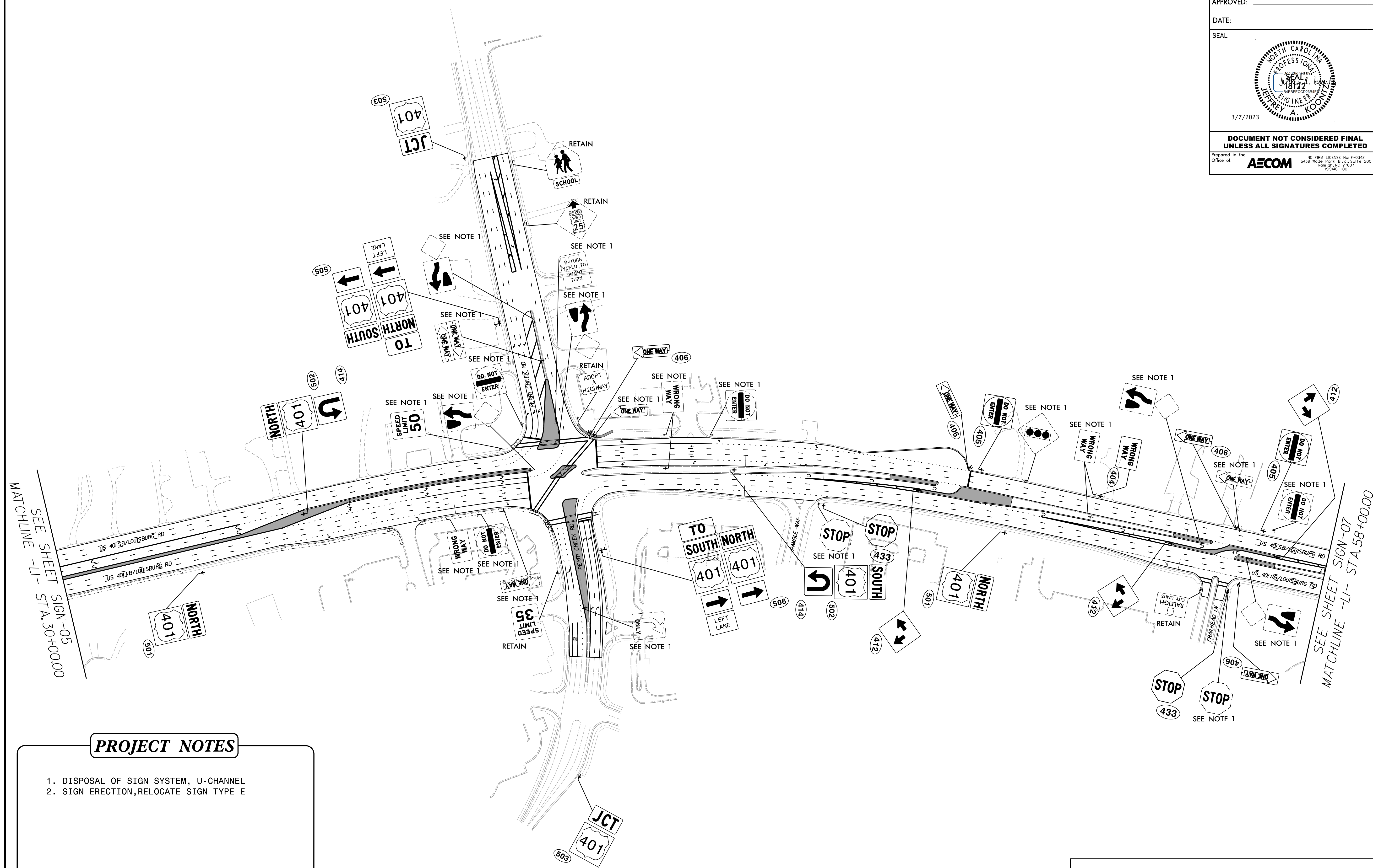


PROJECT NOTES

1. DISPOSAL OF SIGN SYSTEM, U-CHANNEL
2. SIGN ERECTION, RELOCATE SIGN TYPE E

**PROPOSED & EXISTING
SIGNING**

TIP NO. U-5748	SHEET NO. SIGN-06
APPROVED: _____	
DATE: _____	
SEAL	
	
3/7/2023	
DOCUMENT NOT CONSIDERED FINAL UNLESS ALL SIGNATURES COMPLETED	
Prepared in the Office of:	NC FIRM LICENSE No. F-0342 5438 Wade Park, Suite 200 Raleigh, NC 27607 919-461-1000
AECOM	





SEE SHEET SIGN-05
MATCHLINE -|-

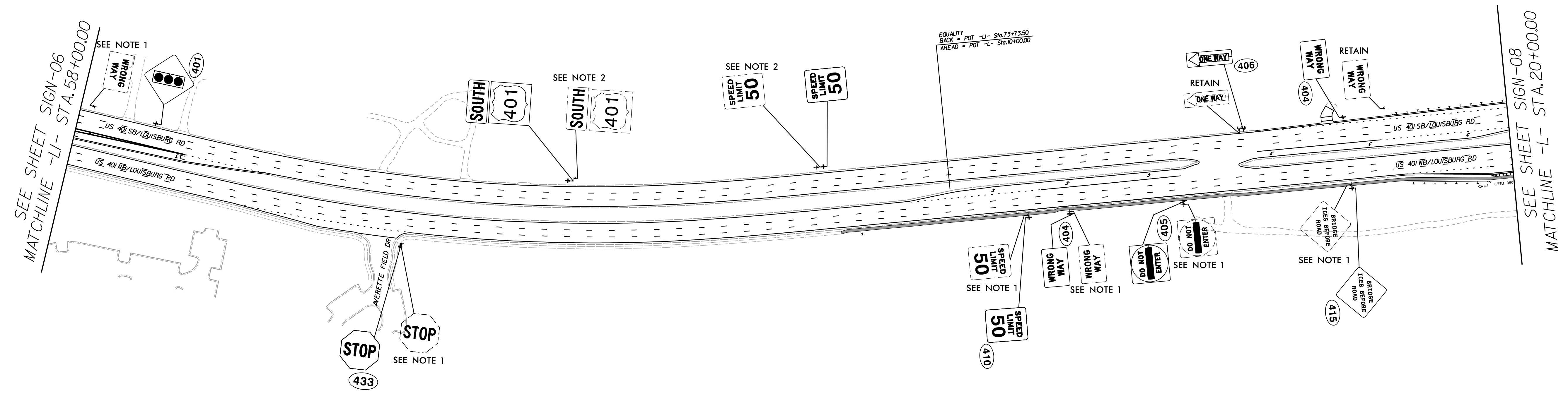
SEE SHEET SIGN-07
MATCHLINE -|-

PROJECT NOTES

1. DISPOSAL OF SIGN SYSTEM, U-CHANNEL
2. SIGN ERECTION, RELOCATE SIGN TYPE E

**PROPOSED & EXISTING
SIGNING**

TIP NO. U-5748	SHEET NO. SIGN-07
APPROVED: _____	
DATE: _____	
SEAL	
	
3/7/2023	
DOCUMENT NOT CONSIDERED FINAL UNLESS ALL SIGNATURES COMPLETED	
Prepared in the Office of:	

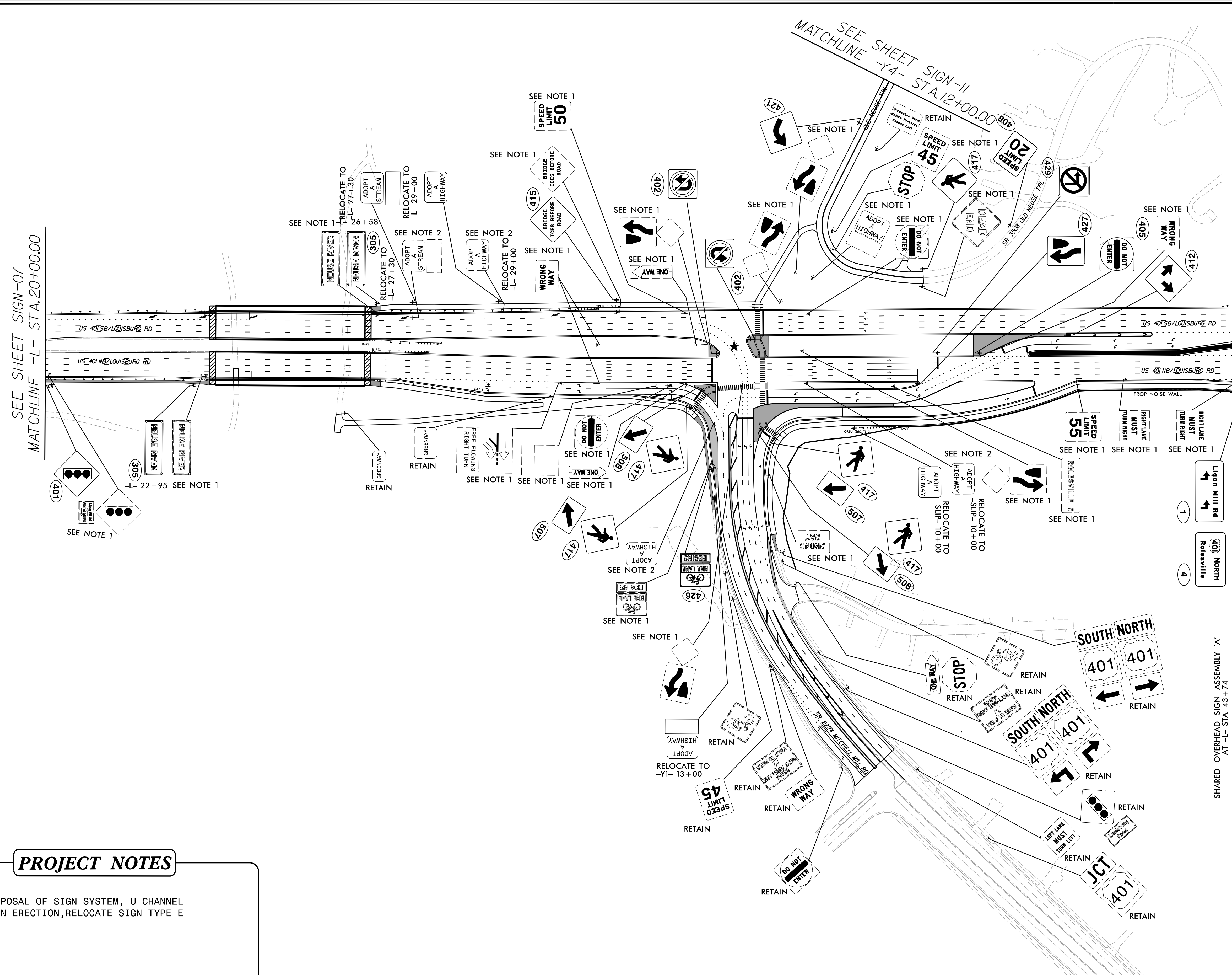


PROJECT NOTES

1. DISPOSAL OF SIGN SYSTEM, U-CHANNEL
2. SIGN ERECTION,RELOCATE SIGN TYPE E

**PROPOSED & EXISTING
SIGNING**

TIP NO. U-5748	SHEET NO. SIGN-08
APPROVED: _____	
DATE: _____	
SEAL	
DOCUMENT NOT CONSIDERED FINAL UNLESS ALL SIGNATURES COMPLETED	
Prepared in the Office of: AECOM	





SEE SHEET SIGN-07
MATCHLINE -L- STA. 20+00.00

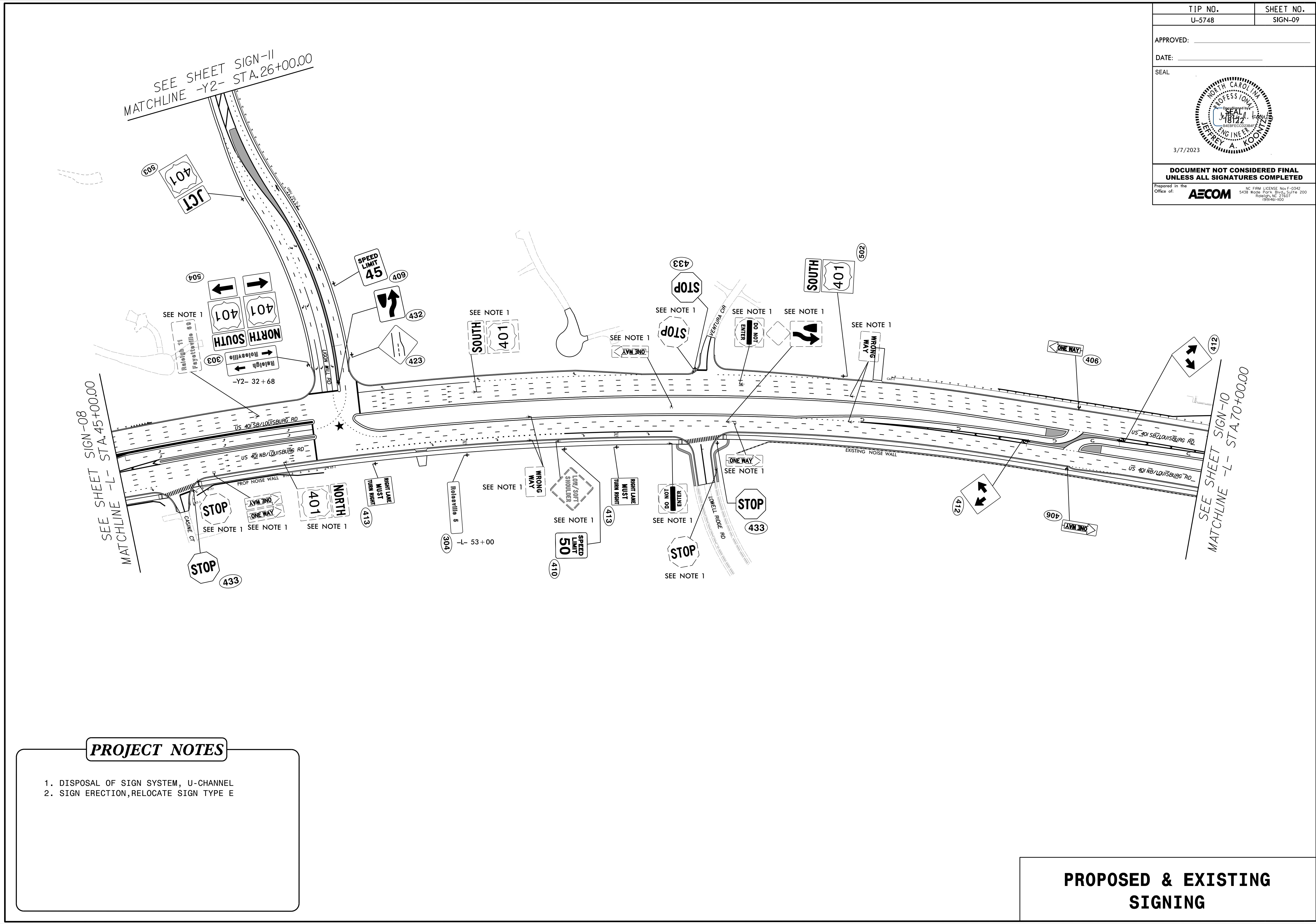
SEE SHEET SIGN-09
MATCHLINE -L- STA. 45+00.00

PROJECT NOTES

1. DISPOSAL OF SIGN SYSTEM, U-CHANNEL
2. SIGN ERECTION, RELOCATE SIGN TYPE E

PROPOSED & EXISTING SIGNING



TIP NO. U-5748	SHEET NO. SIGN-09
APPROVED: _____	
DATE: _____	
SEAL	
	
DOCUMENT NOT CONSIDERED FINAL UNLESS ALL SIGNATURES COMPLETED	
Prepared in the Office of:	

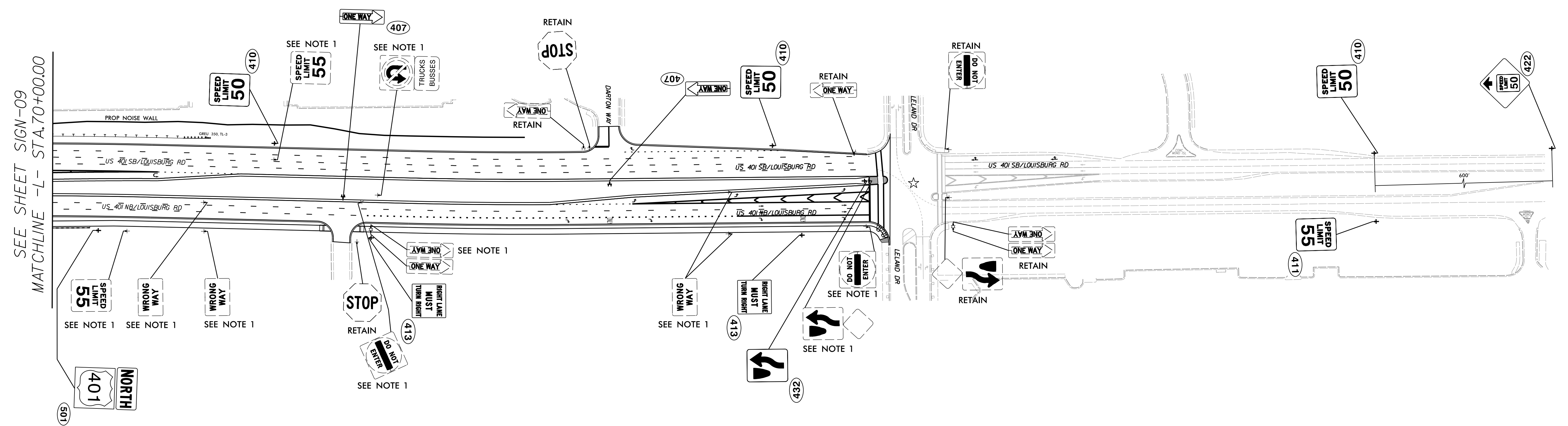


PROJECT NOTES

1. DISPOSAL OF SIGN SYSTEM, U-CHANNEL
2. SIGN ERECTION, RELOCATE SIGN TYPE E

**PROPOSED & EXISTING
SIGNING**



TIP NO. U-5748	SHEET NO. SIGN-10
APPROVED: _____	
DATE: _____	
SEAL	
	
DOCUMENT NOT CONSIDERED FINAL UNLESS ALL SIGNATURES COMPLETED	
Prepared in the Office of: 	NC FIRM LICENSE No. F-0342 5438 Wood Park Blvd, Suite 200 Raleigh, NC 27607 (919) 461-1000

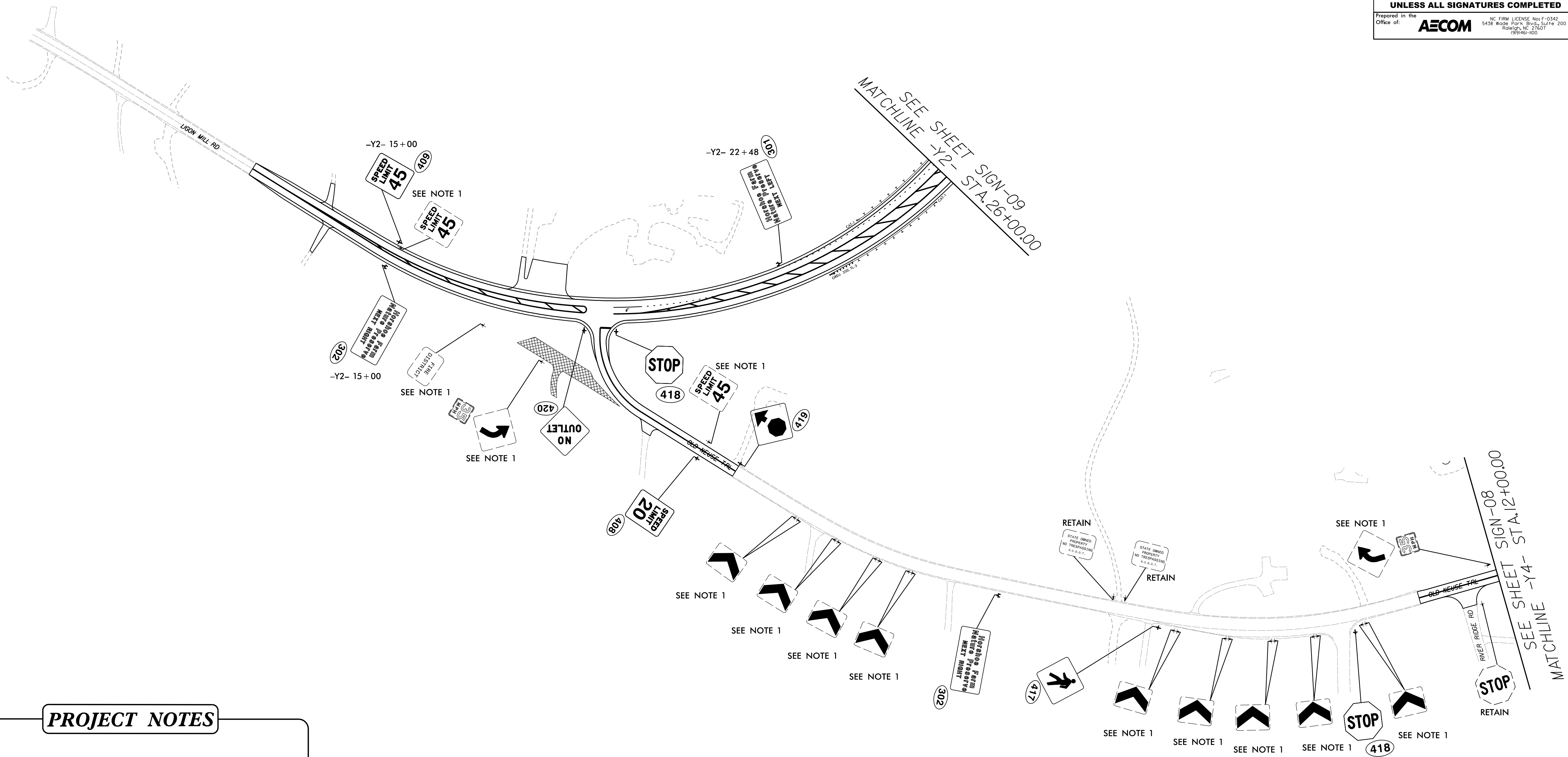


PROJECT NOTES

1. DISPOSAL OF SIGN SYSTEM, U-CHANNEL
2. SIGN ERECTION, RELOCATE SIGN TYPE E

**PROPOSED & EXISTING
SIGNING**

TIP NO. U-5748	SHEET NO. SIGN-11
APPROVED: _____	
DATE: _____	
SEAL	
	
3/7/2023	
DOCUMENT NOT CONSIDERED FINAL UNLESS ALL SIGNATURES COMPLETED	
Prepared in the Office of:	



PROJECT NOTES

1. DISPOSAL OF SIGN SYSTEM, U-CHANNEL
2. SIGN ERECTION, RELOCATE SIGN TYPE E

**PROPOSED & EXISTING
SIGNING**