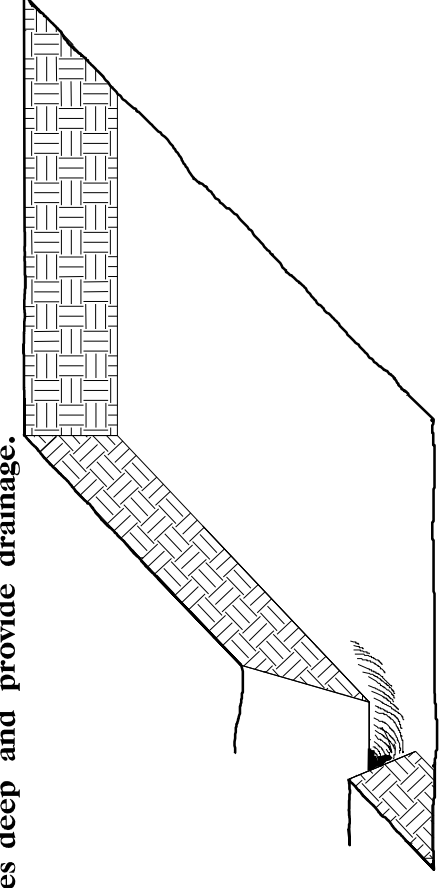


PLANTING DETAILS

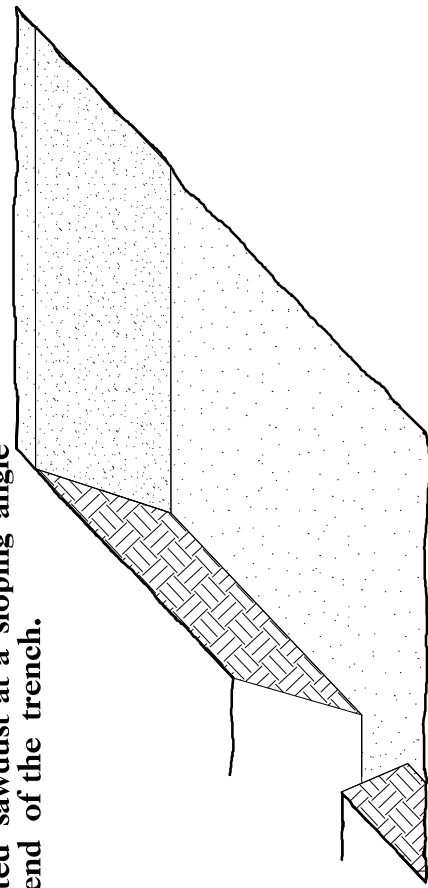
SEEDLING / LINER BAREROOT PLANTING DETAIL

HEALING IN

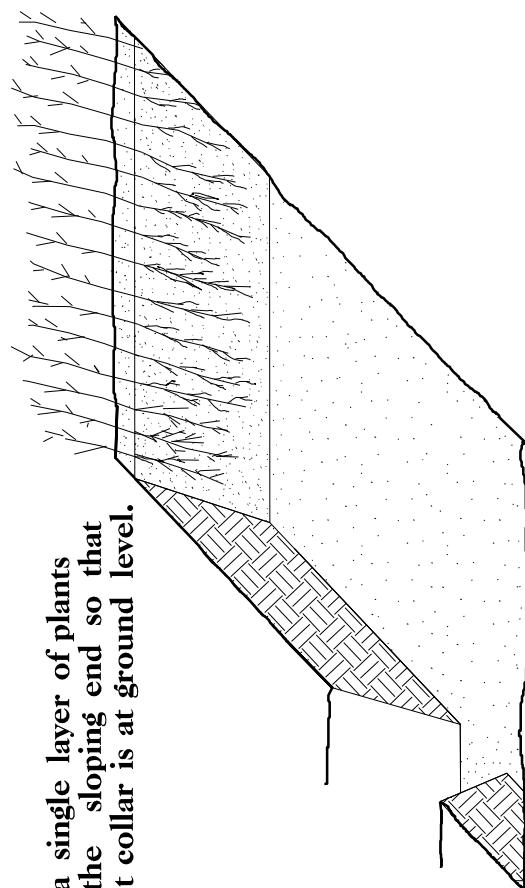
1. Locate a healing-in site in a shady, well protected area.
2. Excavate a flat bottom trench 12 inches deep and provide drainage.



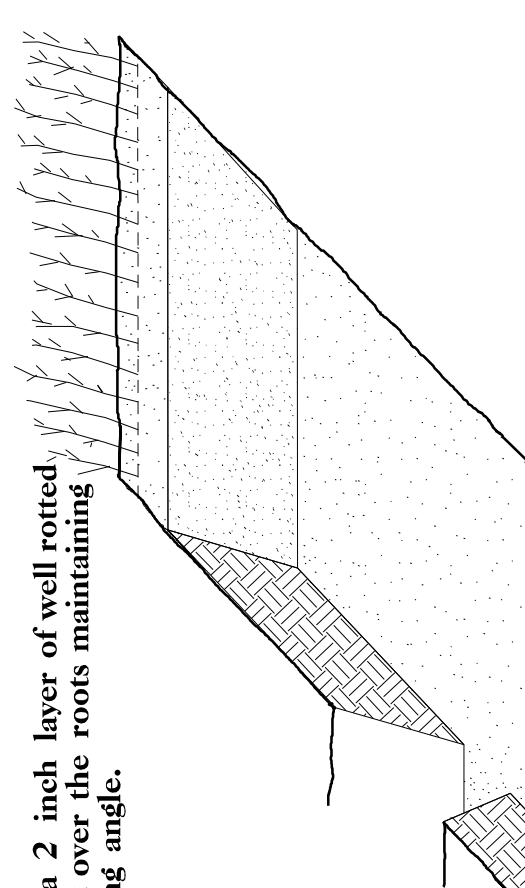
3. Backfill the trench with 2 inches well rotted sawdust. Place a 2 inch layer of well rotted sawdust at a sloping angle at one end of the trench.



4. Place a single layer of plants against the sloping end so that the root collar is at ground level.

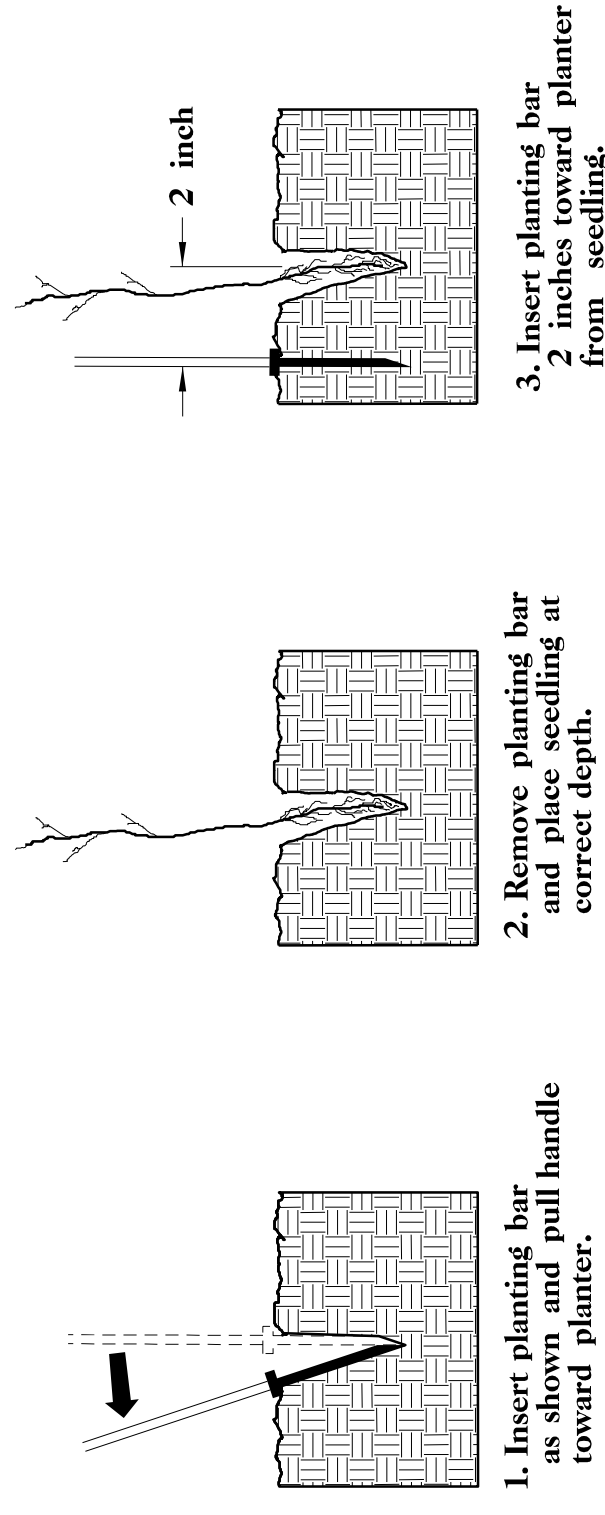


5. Place a 2 inch layer of well rotted sawdust over the roots maintaining a sloping angle.

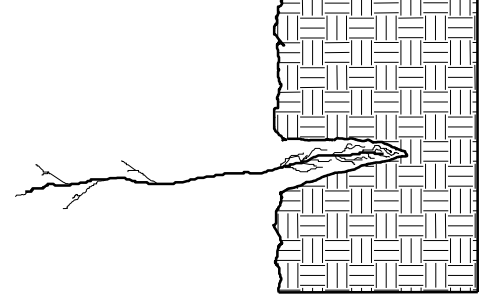


6. Repeat layers of plants and sawdust as necessary and water thoroughly.

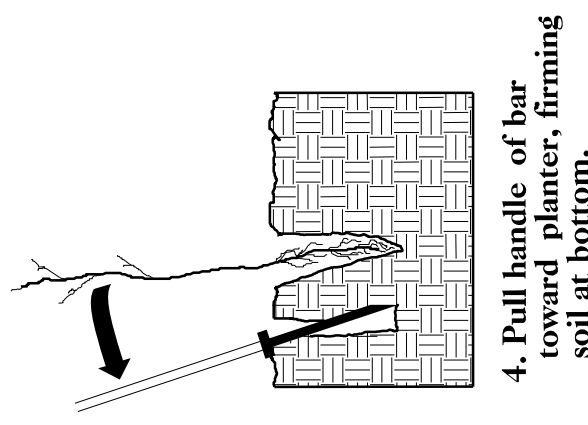
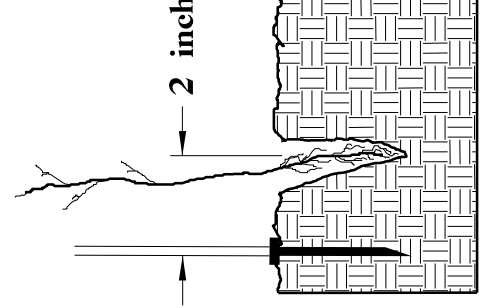
DIBBLE PLANTING METHOD USING THE KBC PLANTING BAR



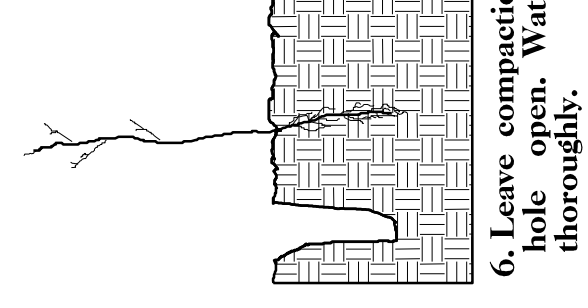
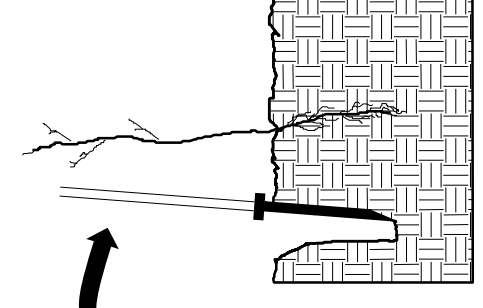
2. Remove planting bar and place seedling at correct depth.



3. Insert planting bar 2 inches toward planter from seedling.

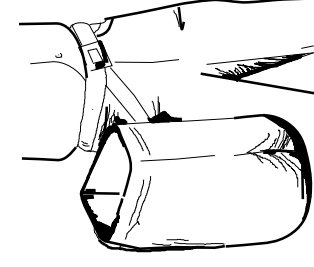


5. Push handle forward firming soil at top.



PLANTING NOTES:

PLANTING BAG
During planting, seedlings shall be kept in a moist canvas bag or similar container to prevent the root systems from drying.



KBC PLANTING BAR
Planting bar shall have a blade with a triangular cross-section, and shall be 12 inches long, 4 inches wide and 1 inch thick at center.



ROOT PRUNING
All seedlings shall be root pruned, if necessary, so that no roots extend more than 10 inches below the root collar.

REFORESTATION

- TREE REFORESTATION SHALL BE PLANTED 6 FT. TO 10 FT. ON CENTER, RANDOM SPACING, AVERAGING 8 FT. ON CENTER, APPROXIMATELY 680 PLANTS PER ACRE.

REFORESTATION

MIXTURE, TYPE, SIZE, AND FURNISH SHALL CONFORM TO THE FOLLOWING:

| | | |
|-----------------------------|-------------------|------------------|
| 40% LIRIODENDRON TULIPIFERA | TULIP POPLAR | 12 in - 18 in BR |
| 30% PLATANUS OCCIDENTALIS | AMERICAN SYCAMORE | 12 in - 18 in BR |
| 30% BETULA NIGRA | RIVER BIRCH | 12 in - 18 in BR |

| | | | |
|-----------------|-----------------------------|-------------|--------------|
| STATE | STATE PROJECT REFERENCE NO. | SHEET NO. | TOTAL SHEETS |
| N.C. | B-5947 | RF-1 | |
| STATE PROJ. NO. | F.A. PROJ. NO. | DESCRIPTION | |
| | | | |

REFORESTATION DETAIL SHEET

N.C.D.O.T. - ROADSIDE ENVIRONMENTAL UNIT