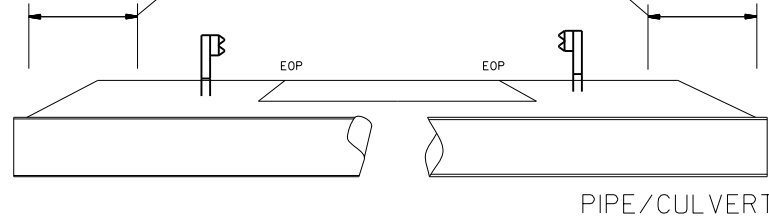


NOTES: LESS THAN 5' - 10' UNDISTURBED BUFFER FROM ROW, DITCHLINE, WATER FEATURE, OR DRAINAGE INLET, ADD BMP.

BMP OPTIONS: WATTLE OR SILT FENCE

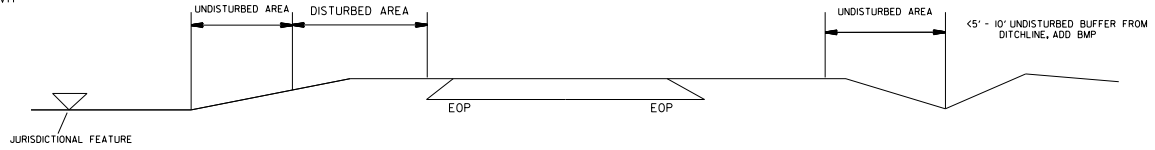
<5' - 10' UNDISTURBED BUFFER ADD BMP



PIPE/CULVERT

STATE	PROJECT NO.	SHEET NO.	TOTAL SHEETS
N.C.	HI-0010	EC-1	
F.A. PROJECT NO.			

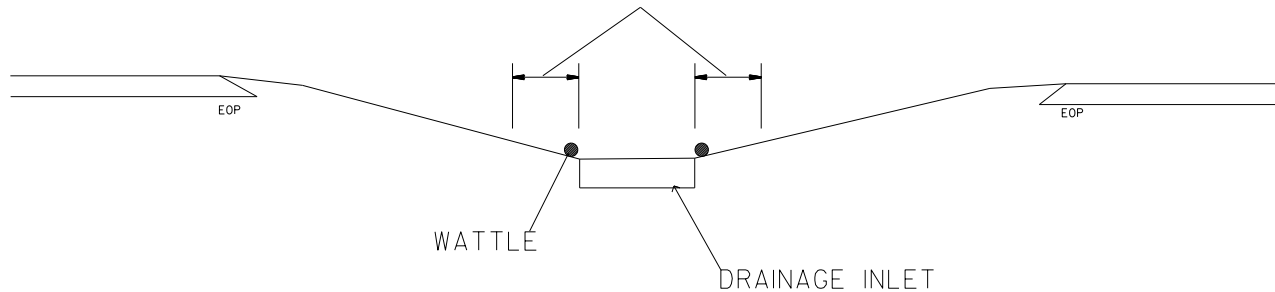
<5' - 10' UNDISTURBED BUFFER FROM JURISDICTIONAL FEATURE ADD BMP



USE BMP'S IF SHOULDERS AND/OR FRONTSLOPES AND/OR DITCHLINE AND/OR BACKSLOPES ARE DISTURBED



<5' - 10' UNDISTURBED BUFFER FROM INLET, ADD WATTLE



EROSION CONTROL DETAIL

SCALE	-NA-		REVISIONS
DATE	2/18		
DWG. BY	JAB		
DESIGN BY	JAB		
APPROVED	JAB		