

NOTES

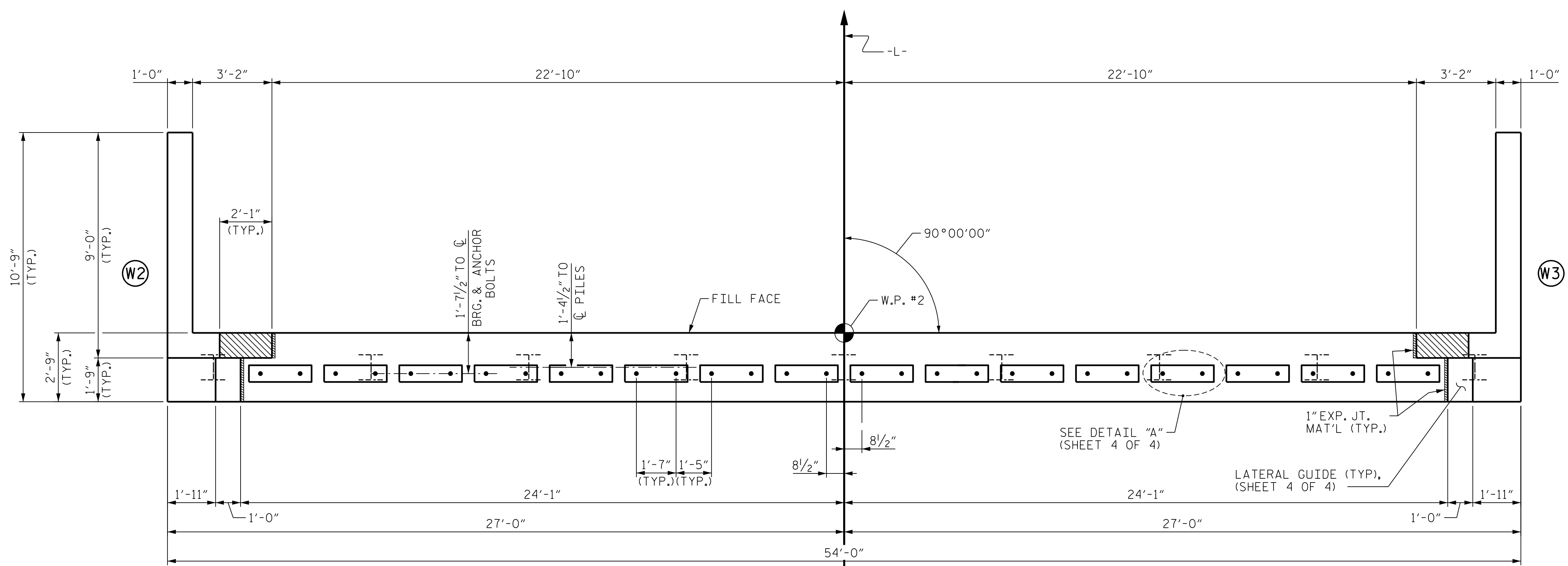
STIRRUPS IN CAP MAY BE SHIFTED AS NECESSARY TO ANCHOR BOLTS.

THE CONCRETE IN THE SHADED AREA OF THE WING SHALL BE POURED AFTER THE CONCRETE PARAPET IS CAST IF SLIP FORMING IS USED.

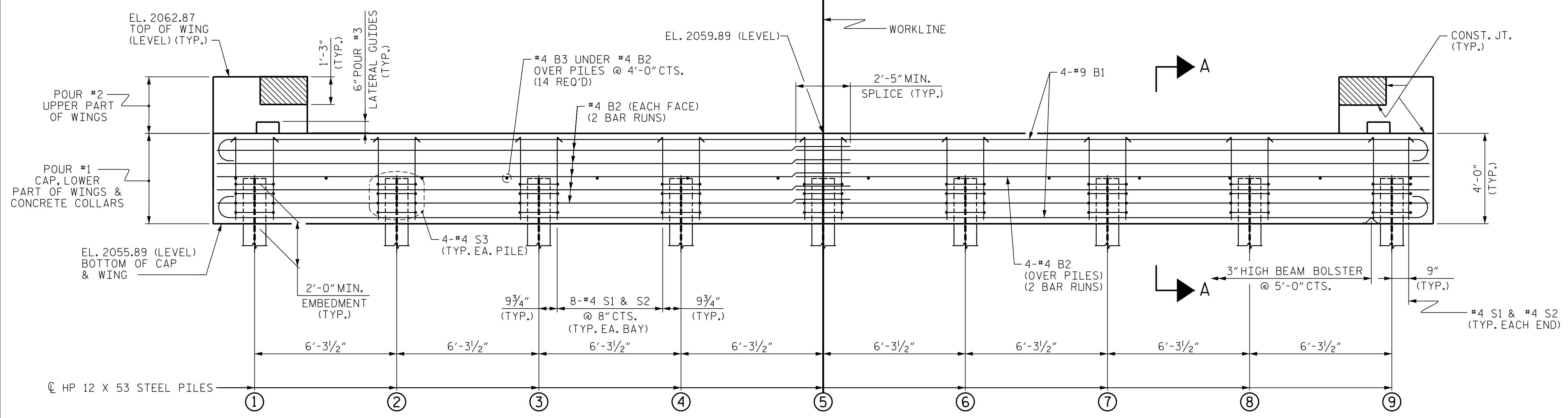
FOR PILE SPLICE DETAILS, SEE SHEET 4 OF 4.

FOR WING DETAILS, SEE SHEET 3 OF 4.

THE LATERAL GUIDE AT EACH END OF THE CAP IS NOT TO BE POURED UNTIL AFTER CORED SLAB UNITS ARE IN PLACE.



PLAN



ELEVATION

WINGS NOT SHOWN FOR CLARITY. FOR SECTION A-A, SEE SHEET 4 OF 4. CONCRETE COLLARS FOR STEEL PILES NOT SHOWN IN PLAN AND ELEVATION VIEWS FOR CLARITY. SEE "CORROSION PROTECTION FOR STEEL PILES DETAIL", SHEET 4 OF 4.

PROJECT NO. 17BP.14.R.212
JACKSON COUNTY
STATION: 19+91.00 -L-


SHEET 2 OF 4

STATE OF NORTH CAROLINA
DEPARTMENT OF TRANSPORTATION
RALEIGH

SUBSTRUCTURE END BENT 2

REVISIONS					
NO.	BY:	DATE:	NO.	BY:	DATE:
1	--	--	3	--	--
2	--	--	4	--	--

SHEET NO. S-16
TOTAL SHEETS 20



1/25/2022



DOCUMENT NOT CONSIDERED FINAL UNLESS ALL SIGNATURES COMPLETED

PLOT DRIVER: NCDOT_STRUCTURES_DEFAULT_PLOTTER.plt
USER: DCARTER
DATE: 3/31/2021
FILE: ...SUBSTRUCTURE_END_BENT_2

DES BY: S. DHONDE	DATE: 12/19	DWG BY: B. PETERSON	DATE: 08/19
DES CHK: J. ROBERTS	DATE: 12/19	CHK BY: K. DICKENS	DATE: 02/20