

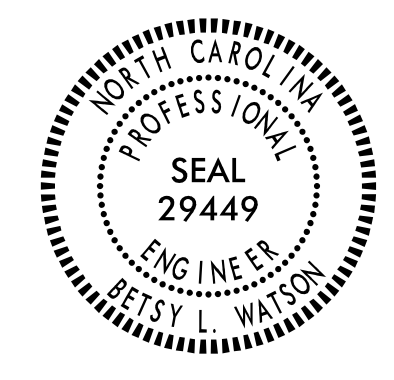
T.I.P.: R-2707D

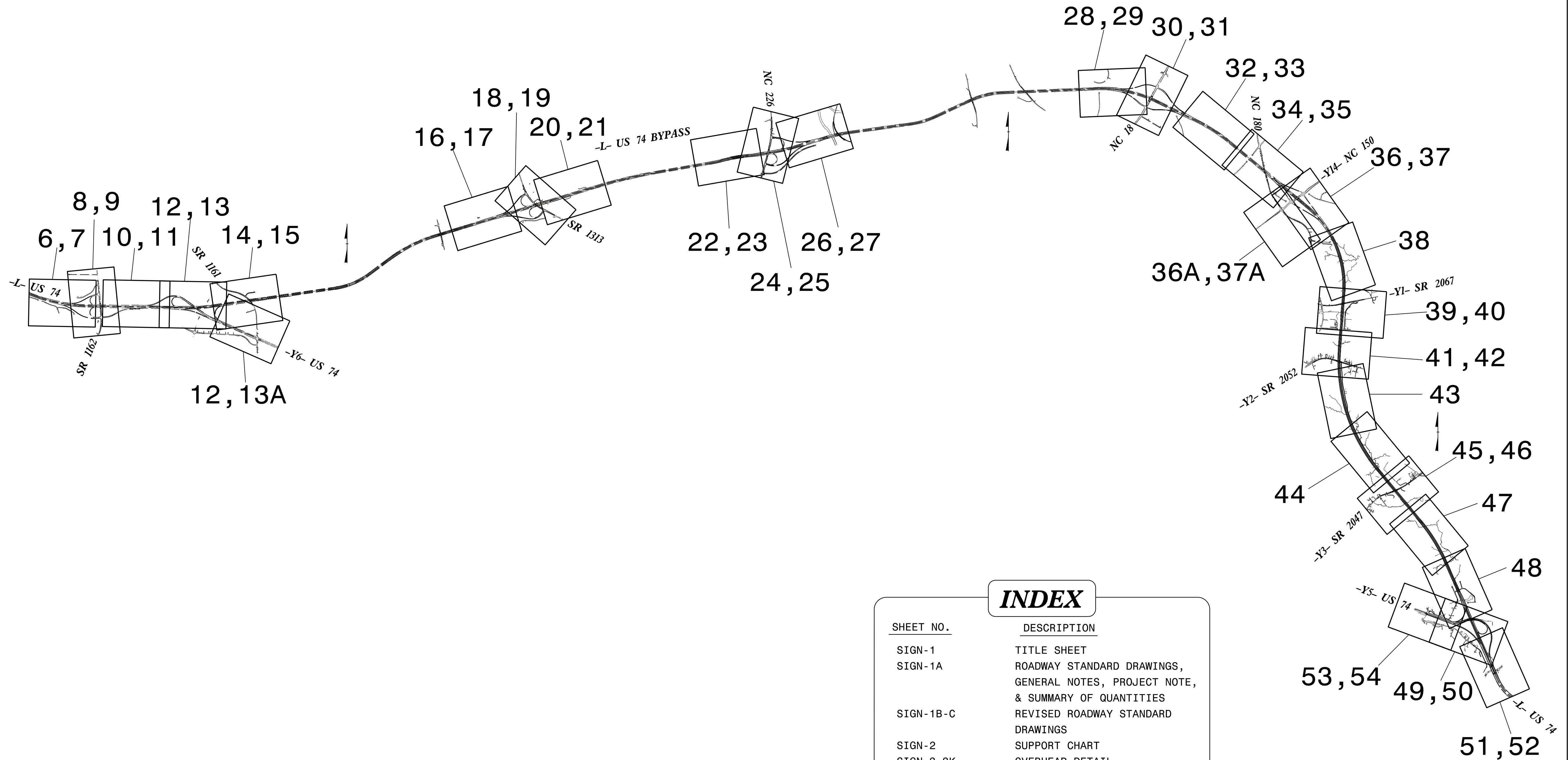
CONTRACT NO.: C204851

STATE OF NORTH CAROLINA DEPARTMENT OF TRANSPORTATION

SIGNING PLAN CLEVELAND COUNTY

LOCATION: US 74 FROM EAST OF SR 1162 (PEACHTREE RD)
TO EXISTING US 74 WEST OF SR 2238 (LONG BRANCH RD)

TIP NO.	SHEET NO.
R-2707D	SIGN-1
APPROVED: <i>Betsy L. Watson</i>	
DATE: 4/27/2023	
SEAL	
	
DOCUMENT NOT CONSIDERED FINAL UNLESS ALL SIGNATURES COMPLETED	





INDEX

SHEET NO.	DESCRIPTION
SIGN-1	TITLE SHEET
SIGN-1A	ROADWAY STANDARD DRAWINGS, GENERAL NOTES, PROJECT NOTE, & SUMMARY OF QUANTITIES
SIGN-1B-C	REVISED ROADWAY STANDARD DRAWINGS
SIGN-2	SUPPORT CHART
SIGN-3-3K	OVERHEAD DETAIL
SIGN-4-4P	SIGN DESIGNS
SIGN-5-5A	TYPE 'E' SIGNS
SIGN-5B	TYPE 'F' SIGNS, & MILEMARKERS
SIGN-5C	OVERLAY DETAIL SHEET
SIGN-6-54	SIGNING PLAN SHEETS

PLAN PREPARED BY:	
<i>BETSY L. WATSON, P.E.</i>	SENIOR TRANSPORTATION ENGINEER
<i>ROSI R. HENNEIN</i>	TRANSPORTATION DESIGNER

Stantec
 Stantec Consulting Services Inc.
 801 Jones Franklin Road
 Suite 300
 Raleigh, NC 27606
 Tel. (919) 851-6866
 Fax. (919) 851-7024
 www.stantec.com
 License No. F-0672

\$\$\$\$\$SYTIME\$\$\$\$\$
\$\$\$\$\$DGN\$\$\$\$\$
\$\$\$\$\$USERNAME\$\$\$\$\$

TIP NO. R-2707D	SHEET NO. SIGN-1A
APPROVED: <i>Betsy L. Watson</i> <small>REGISTERED BY: 35E9FB34F8743F</small>	
DATE: 4/27/2023	
SEAL	
	
DOCUMENT NOT CONSIDERED FINAL UNLESS ALL SIGNATURES COMPLETED	
	

ROADWAY STANDARD DRAWINGS

THE FOLLOWING ROADWAY STANDARDS AS APPEAR IN "ROADWAY STANDARD DRAWINGS" - PROJECT SERVICES UNIT - N.C. DEPARTMENT OF TRANSPORTATION - RALEIGH, N.C., DATED JANUARY 2018 ARE APPLICABLE TO THIS PROJECT AND BY REFERENCE HEREBY ARE CONSIDERED A PART OF THESE PLANS:

STD. NO.	TITLE
901.10	TYPE 'A' SIGNS (SEE SHEET 1B FOR SHEET 1 OF 2)
901.20	TYPE 'B' SIGNS (SEE SHEET 1C)
901.50	ARROWS AND SHIELDS
901.60	RIVET SPACING FOR OVERLAYED SIGNS
901.70	SIGN STRINGERS AND SUPPORT SPACING
901.80	SIGN MOUNTING DETAILS
903.10	GROUND MOUNTED SIGN SUPPORTS
903.40	MEDIAN BARRIER SIGN SUPPORT AND ANCHORAGE
904.10	ORIENTATION OF GROUND MOUNTED SIGNS
904.20	SECONDARY SIGN MOUNTING
904.30	SUPPLEMENTAL SIGN MOUNTING
904.40	MILEPOST AND PLACEMENT
904.50	MOUNTING OF TYPE 'D', 'E' AND 'F' SIGNS ON 'U' CHANNEL POSTS
910.40	ROUNDBOUT SIGNING (WITHOUT PEDESTRIANS)
910.50	SIGNING FOR SPEED REDUCTION ZONE
1264.01	OBJECT MARKERS - TYPES
1264.02	OBJECT MARKERS - INSTALLATION

SUMMARY OF QUANTITIES

ITEM NO.			QUANTITY	UNIT
	DESC. NO.	SECT. NO.		
4048000000	902		12	CY
4054000000	902		2	CY
4057000000	SP		92	CY
4060000000	903		9,381	LB
4066000000	903		3,650	LB
4072000000	903		5,000	LF
4096000000	904		24	EA
4102000000	904		211	EA
4108000000	904		36	EA
4109000000	904		6	EA
4109000000	904		5	EA
4110000000	904		21	EA
4110000000	904		5	EA
4114000000	904		8	EA
4116000000	904		2	EA
4116100000	904		1	EA
4116100000	904		2	EA
4116100000	904		1	EA
4116200000	904		4	EA
4082100000	906		1	LS
4082100000	906		1	LS
4082100000	906		1	LS
4082100000	906		1	LS
4141000000	907		1	EA
4152000000	907		6	EA
4155000000	907		105	EA
4192000000	907		3	EA
4234000000	907		6	EA
4236000000	907		1	EA
4915000000	1264		15	EA
4955000000	1264		15	EA

GENERAL NOTES


- . SIGNS FURNISHED BY STATE.
- . CONFIRM IN WRITING AT LEAST 4 MONTHS IN ADVANCE, THE ACTUAL DATE THE DEPARTMENT FURNISHED SIGNS WILL BE REQUIRED.
- . ALL TYPE 'D' SIGNS SHALL BE MOUNTED ON TWO U-CHANNEL POSTS UNLESS OTHERWISE INDICATED ON THE PLANS.
- . IF REMOVAL OR RELOCATION OF SIGNS ON PRIVATE STREET (NON-STATE MAINTAINED) IS REQUIRED DUE TO CONSTRUCTION, THE CONTRACTOR SHALL INFORM THE ENGINEER. THE WORK WILL BE COMPLETED BY OTHERS.
- . WHEN NOT STATIONED OR DIMENSIONED ON PLANS, ALL 'E' AND 'F' SIGNS SHALL BE FIELD LOCATED BY THE ENGINEER.
- . ALL EXISTING SIGNS ON "U" CHANNEL POST WITHIN THE PROJECT LIMITS SHALL BE REMOVED AND DISPOSED OF UNLESS OTHERWISE NOTED ON PLANS.
- . WHEN EXISTING SIGNS ARE REMOVED AND INSTALLED ON NEW SUPPORTS, THE RE-ERECTION SHALL IMMEDIATELY FOLLOW THE REMOVAL.
- . THE BACKGROUND FOR TYPE E & F SIGNS SHALL BE TYPE C REFLECTIVE SHEETING.
- . DO NOT BEGIN FABRICATION FOR TYPES A & B SIGNS MOUNTED ON OVERHEAD STRUCTURES OR STEEL SUPPORTS UNTIL 'S' DIMENSIONS HAVE BEEN FIELD VERIFIED.
- . SEE ROADWAY PLANS FOR GUARD/GUIDE RAIL DETAILS.

PROJECT NOTE

NOTE A: REMOVE AND DISPOSE OF "ALL TRAFFIC EXIT" PANEL (SEE NOTES 9,10).
REPOSITION EXISTING EXIT NUMBER PLAQUE PER RSD 904.20 (SEE NOTES 7,8).

ROADWAY STANDARD DRAWINGS,
GENERAL NOTES, PROJECT NOTE,
& SUMMARY OF QUANTITIES

\$\$\$SYTIME\$\$\$\$
 \$\$\$DGN\$\$\$\$
 \$\$\$L\$\$\$\$
 \$\$\$USERNAME\$\$\$\$

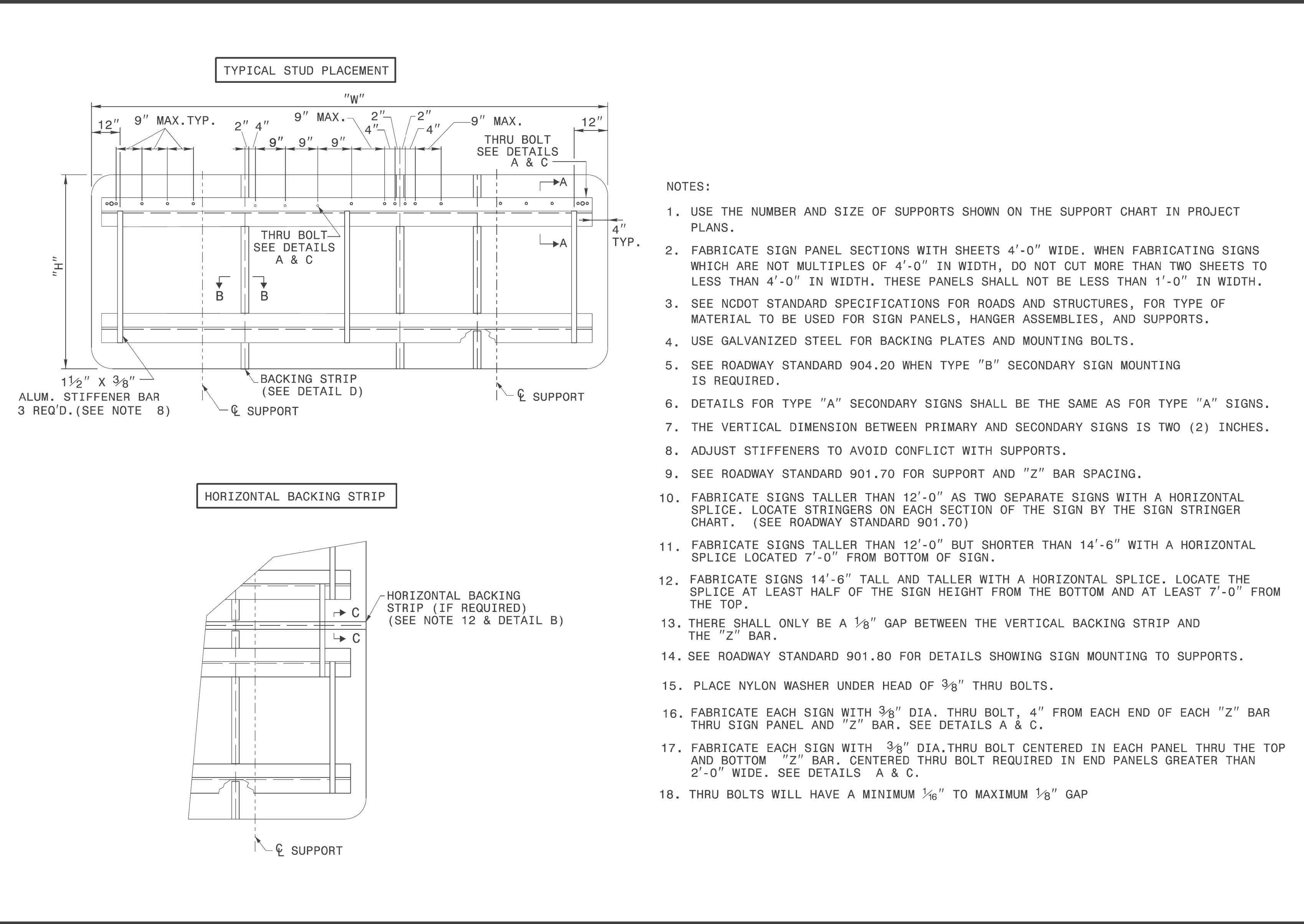
TIP NO.	SHEET NO.
DocuSigned by:	
<i>Matthew V. Springer</i>	
APPROVED:	3/21/2019
DATE:	BC60F6E8B584403...
SEAL	
	

STATE OF NORTH CAROLINA
DEPT. OF TRANSPORTATION
DIVISION OF HIGHWAYS
RALEIGH, N.C.

2-19

ENGLISH DETAIL DRAWING FOR
TYPE 'A' SIGNS
WELDED STUD CONSTRUCTION

SHEET 1 OF 2
901D10



- NOTES:
1. USE THE NUMBER AND SIZE OF SUPPORTS SHOWN ON THE SUPPORT CHART IN PROJECT PLANS.
 2. FABRICATE SIGN PANEL SECTIONS WITH SHEETS 4'-0" WIDE. WHEN FABRICATING SIGNS WHICH ARE NOT MULTIPLES OF 4'-0" IN WIDTH, DO NOT CUT MORE THAN TWO SHEETS TO LESS THAN 4'-0" IN WIDTH. THESE PANELS SHALL NOT BE LESS THAN 1'-0" IN WIDTH.
 3. SEE NCDOT STANDARD SPECIFICATIONS FOR ROADS AND STRUCTURES, FOR TYPE OF MATERIAL TO BE USED FOR SIGN PANELS, HANGER ASSEMBLIES, AND SUPPORTS.
 4. USE GALVANIZED STEEL FOR BACKING PLATES AND MOUNTING BOLTS.
 5. SEE ROADWAY STANDARD 904.20 WHEN TYPE "B" SECONDARY SIGN MOUNTING IS REQUIRED.
 6. DETAILS FOR TYPE "A" SECONDARY SIGNS SHALL BE THE SAME AS FOR TYPE "A" SIGNS.
 7. THE VERTICAL DIMENSION BETWEEN PRIMARY AND SECONDARY SIGNS IS TWO (2) INCHES.
 8. ADJUST STIFFENERS TO AVOID CONFLICT WITH SUPPORTS.
 9. SEE ROADWAY STANDARD 901.70 FOR SUPPORT AND "Z" BAR SPACING.
 10. FABRICATE SIGNS TALLER THAN 12'-0" AS TWO SEPARATE SIGNS WITH A HORIZONTAL SPLICE. LOCATE STRINGERS ON EACH SECTION OF THE SIGN BY THE SIGN STRINGER CHART. (SEE ROADWAY STANDARD 901.70)
 11. FABRICATE SIGNS TALLER THAN 12'-0" BUT SHORTER THAN 14'-6" WITH A HORIZONTAL SPLICE LOCATED 7'-0" FROM BOTTOM OF SIGN.
 12. FABRICATE SIGNS 14'-6" TALL AND TALLER WITH A HORIZONTAL SPLICE. LOCATE THE SPLICE AT LEAST HALF OF THE SIGN HEIGHT FROM THE BOTTOM AND AT LEAST 7'-0" FROM THE TOP.
 13. THERE SHALL ONLY BE A 1/8" GAP BETWEEN THE VERTICAL BACKING STRIP AND THE "Z" BAR.
 14. SEE ROADWAY STANDARD 901.80 FOR DETAILS SHOWING SIGN MOUNTING TO SUPPORTS.
 15. PLACE NYLON WASHER UNDER HEAD OF 3/8" THRU BOLTS.
 16. FABRICATE EACH SIGN WITH 3/8" DIA. THRU BOLT, 4" FROM EACH END OF EACH "Z" BAR THRU SIGN PANEL AND "Z" BAR. SEE DETAILS A & C.
 17. FABRICATE EACH SIGN WITH 3/8" DIA. THRU BOLT CENTERED IN EACH PANEL THRU THE TOP AND BOTTOM "Z" BAR. CENTERED THRU BOLT REQUIRED IN END PANELS GREATER THAN 2'-0" WIDE. SEE DETAILS A & C.
 18. THRU BOLTS WILL HAVE A MINIMUM 1/16" TO MAXIMUM 1/8" GAP

STATE OF NORTH CAROLINA
DEPT. OF TRANSPORTATION
DIVISION OF HIGHWAYS
RALEIGH, N.C.

2-19

ENGLISH DETAIL DRAWING FOR
TYPE 'A' SIGNS
WELDED STUD CONSTRUCTION


SHEET 1 OF 2
901D10

**REVISED SIGNING
ROADWAY STANDARD DRAWING**

REVISED ROADWAY STANDARD DRAWING
901.10 SHEET 1 OF 2

\$\$\$\$\$SYTIME\$\$\$\$\$
\$\$\$\$\$DDGN\$\$\$\$\$
\$\$\$\$\$USERNAME\$\$\$\$\$

03/20/19
S:\\$DDU\Standards Group\Standards and Drawings\Drawings\2018 Standard Dwg\Division 9 Final\09010_sgn_sht101_type a_sgn_2-19.dgn
User:stokes

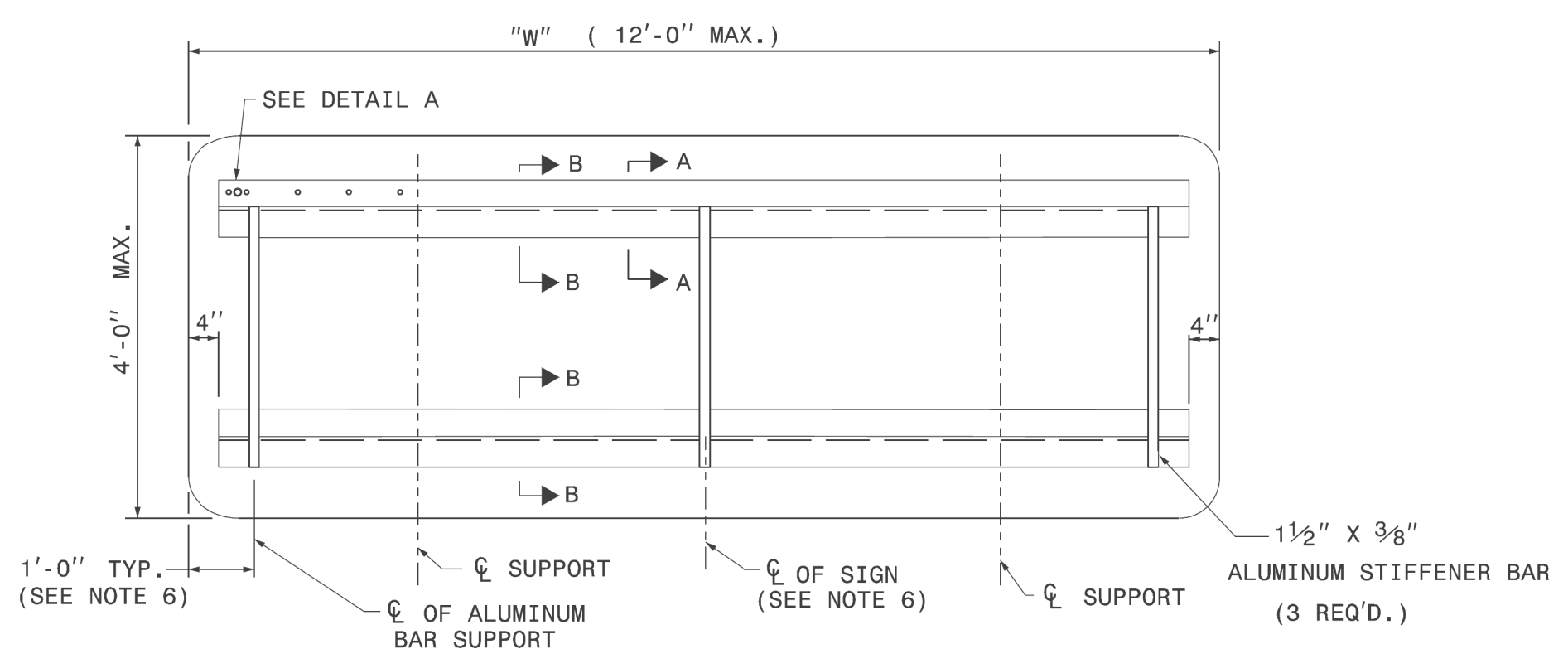
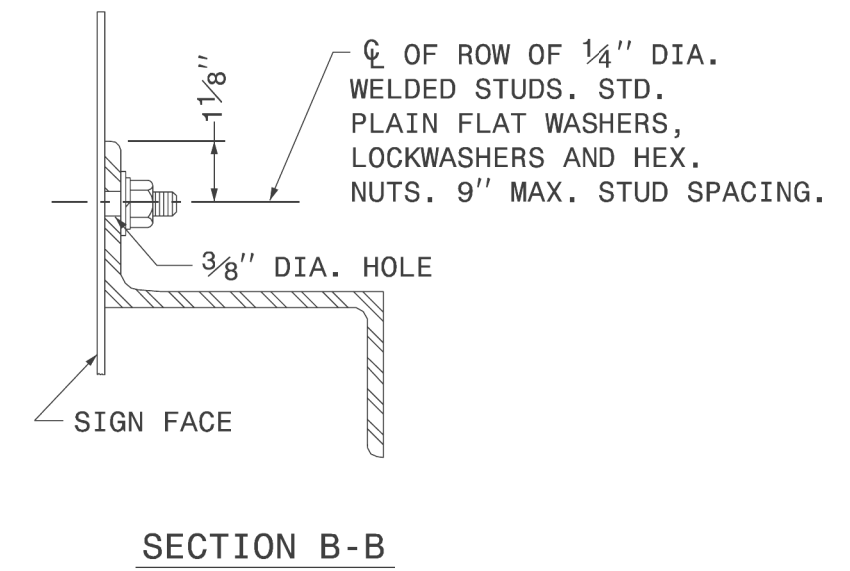
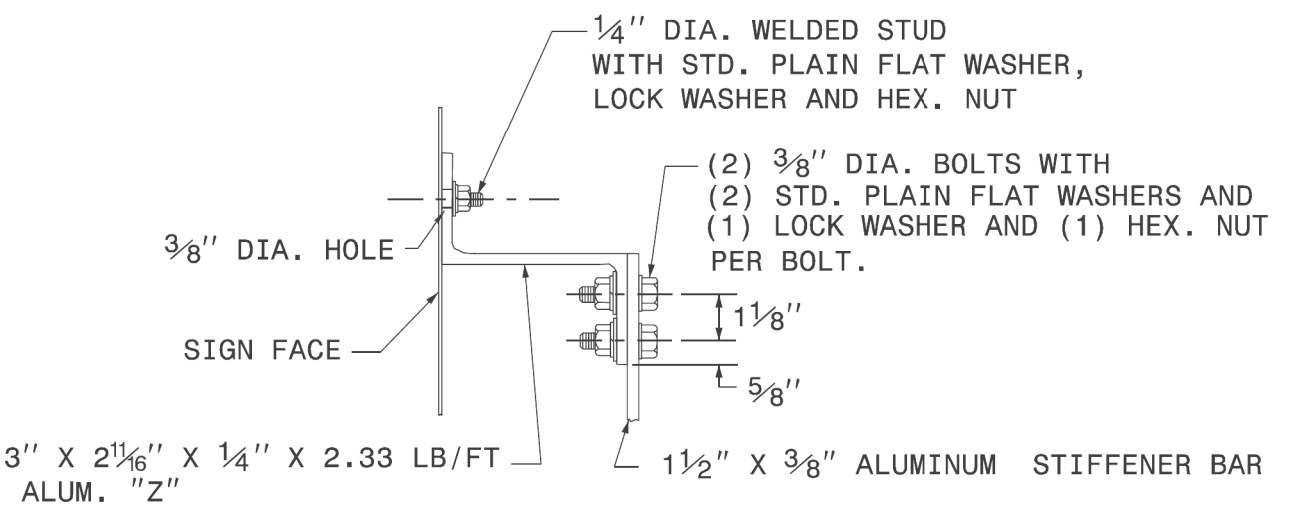
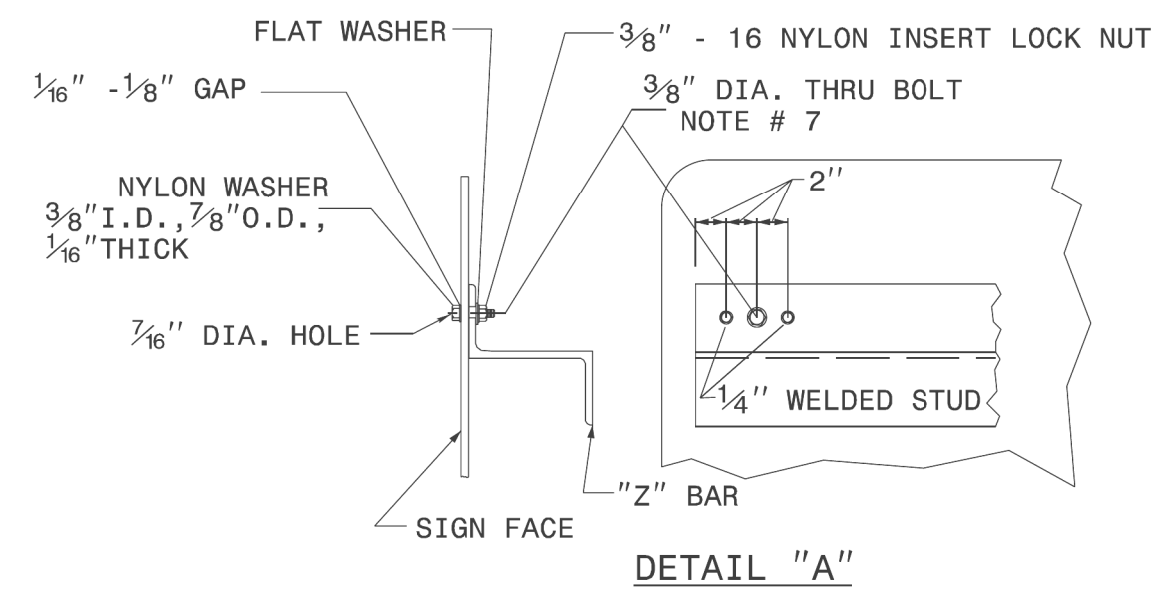
TIP NO.	SHEET NO.
DocuSigned by:	
APPROVED:	<i>Matthew V. Springer</i>
DATE:	3/21/2019
SEAL	
	

STATE OF NORTH CAROLINA
DEPT. OF TRANSPORTATION
DIVISION OF HIGHWAYS
RALEIGH, N.C.

2-19

ENGLISH DETAIL DRAWING FOR
TYPE 'B' SIGNS
WELDED STUD CONSTRUCTION

SHEET 1 OF 1
901D20



- NOTES:**
1. USE NUMBER AND SIZE OF SUPPORTS SHOWN ON SUPPORT CHART IN PROJECT PLAN SHEETS.
 2. SEE NCDOT STANDARD SPECIFICATIONS FOR ROADS AND STRUCTURES FOR THE TYPE OF MATERIAL TO BE USED FOR SIGN PANELS, HANGER ASSEMBLIES AND SUPPORTS.
 3. FURNISH ALL MOUNTING HARDWARE.
 4. USE GALVANIZED STEEL FOR BACKING PLATES AND MOUNTING BOLTS.
 5. THE VERTICAL DIMENSION BETWEEN PRIMARY AND SECONDARY SIGNS IS TWO (2) INCHES.
 6. ADJUST STIFFENERS TO AVOID CONFLICT WITH SUPPORTS.
 7. FABRICATE EACH SIGN WITH A 3/8" DIA. BOLT 4" FROM EACH END OF EACH "Z" BAR THRU SIGN PANEL AND "Z" BAR.
 8. SEE ROADWAY STANDARD 901.70 FOR SUPPORT AND "Z" BAR SPACING.
 9. SEE ROADWAY STANDARD 901.80 FOR DETAILS SHOWING SIGN MOUNTING TO SUPPORTS.
 10. PLACE NYLON WASHER UNDER HEAD OF 3/8" THRU BOLT.
 11. THRU BOLTS WILL HAVE A MINIMUM 1/16" TO MAXIMUM 1/8" GAP.

STATE OF NORTH CAROLINA
DEPT. OF TRANSPORTATION
DIVISION OF HIGHWAYS
RALEIGH, N.C.

2-19

ENGLISH DETAIL DRAWING FOR
TYPE 'B' SIGNS
WELDED STUD CONSTRUCTION

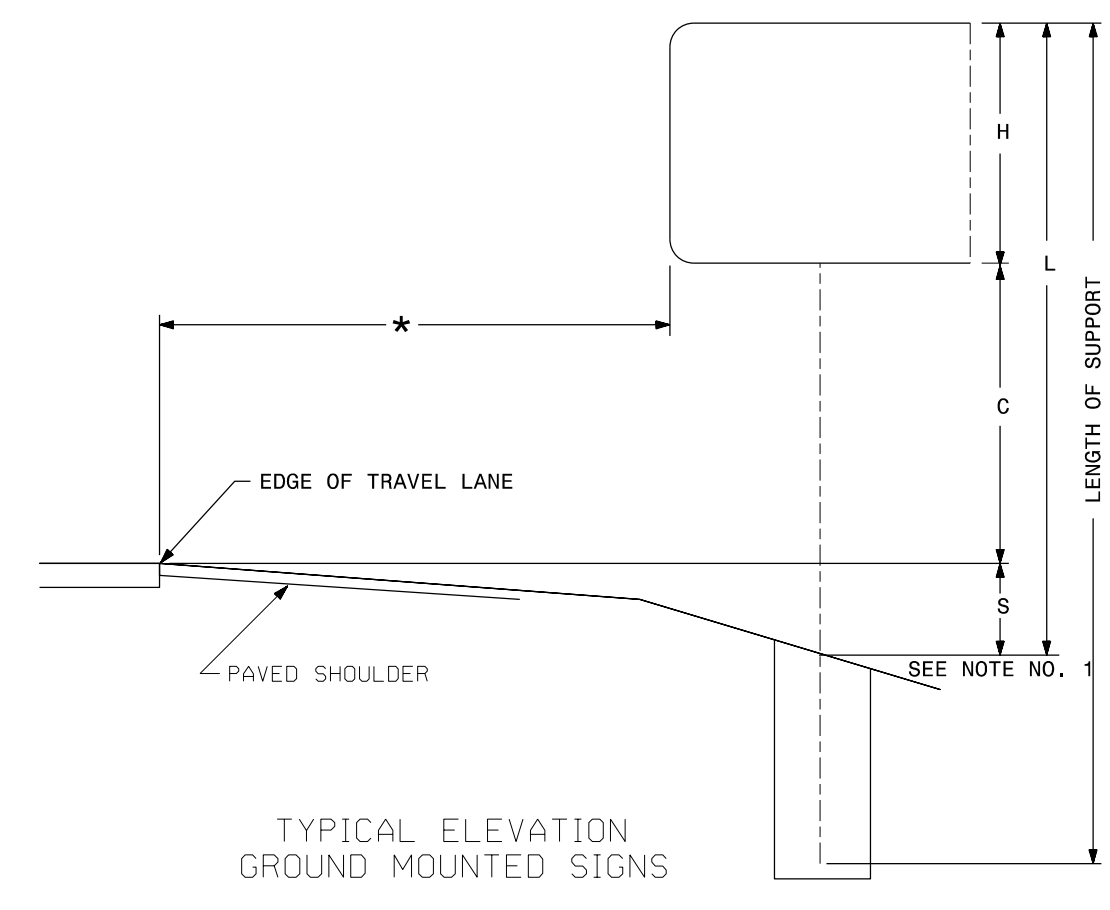
SHEET 1 OF 1
901D20

**REVISED SIGNING
ROADWAY STANDARD DRAWING**

REVISED ROADWAY STANDARD DRAWING
901.20 SHEET 1 OF 1

\$\$\$\$\$SYTIME\$\$\$\$\$
\$\$\$\$\$DGN\$\$\$\$\$
\$\$\$\$\$USERNAME\$\$\$\$\$

03/20/18
S:\X011\Standards Group\Standards and Drawings\Drawings\2018 Standard Dwg\Division 9 Final\090120_sgn_type_b_sgn_2-19.dgn
User:rdstokes



TYPE 'A' & 'B' GROUND MOUNTED SIGNS

TIP NO. R-2707D SHEET NO. SIGN-2

APPROVED: *Betsy L. Watson*

DATE: 4/27/2023

SEAL

DOCUMENT NOT CONSIDERED FINAL UNLESS ALL SIGNATURES COMPLETED

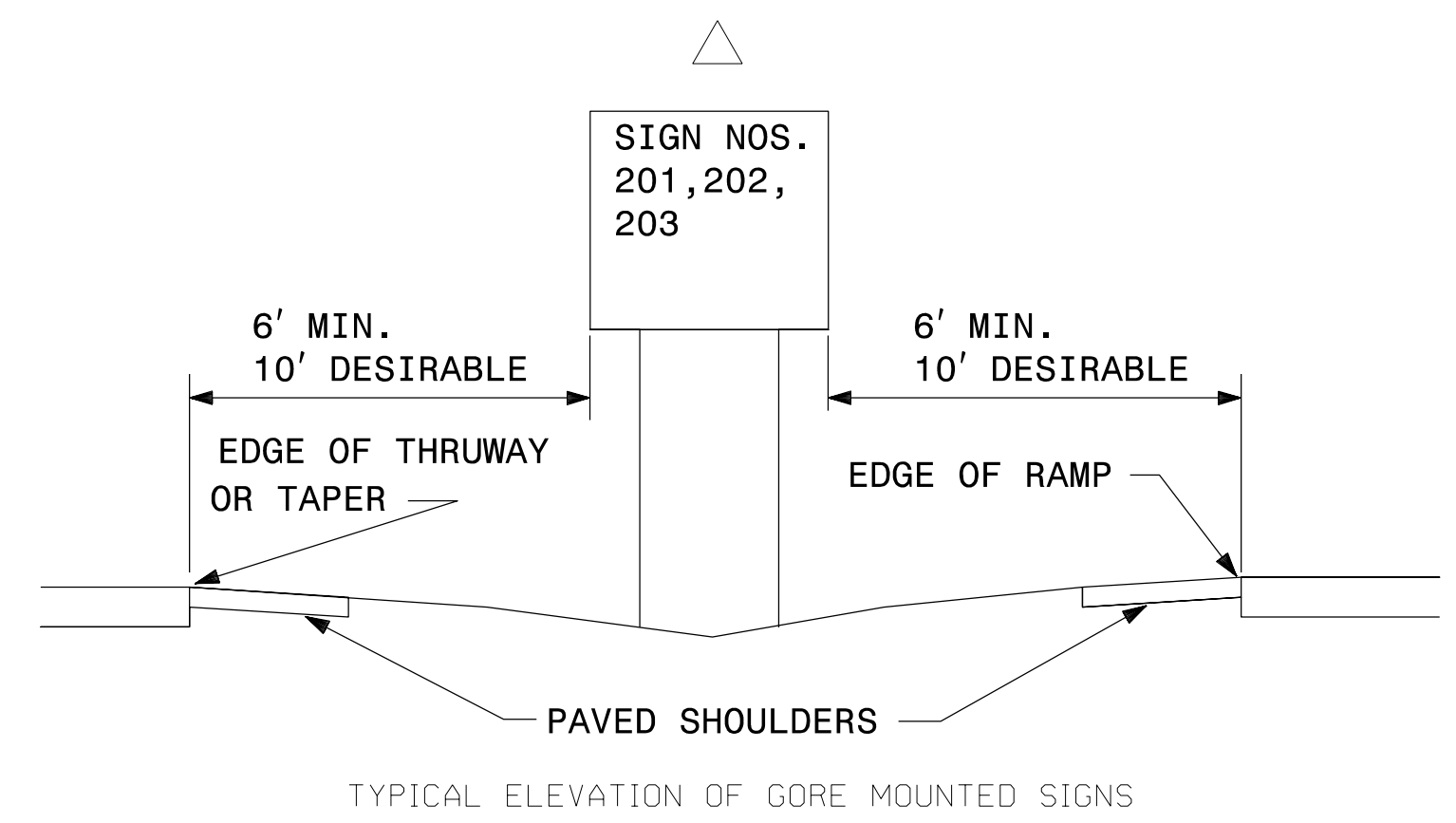
SUPPORT CHART

Version: 3.1 Posted: 6/2/2017

SIGN NUMBER	TYPE	SIZE (in.)			ROADWAY STATION	NUMBER OF SUPPORTS	BEAM SECTION	SUPPORT TYPE BA or S	OMNI COUPLER	ATTACHMENT METHOD	MOUNTING METHOD	HORIZONTAL CLEARANCE* (ft.)	SUPPORT SPACING	LENGTH (ft)			LEFT SUPPORT (ft)			CENTER SUPPORT (ft)			RIGHT SUPPORT (ft)			SUPPORT WEIGHTS		FOOTINGS				FIELD VERIFIED SEE NOTE 2 (mm/dd/yy)				
		w	x	h										SNS HT "H"	MTG HT "C"	EMBED-MENT	S	L	LENGTH	S	L	LENGTH	S	L	LENGTH	B/A (lbs.)	SIMPLE (lbs.)	DIAMETER (ft.)	DEPTH (ft.)	REINFORCED (c.y.)	PLAIN (c.y.)					
101	A	120	x	72	-L- 655+00	2	W6x9	S	N/A	N/A	N/A	18.00	5.86	6.00	7.00	3.0	2.51	15.51	18.51	0.00	0.00	0.00	5.24	18.24	21.24	0.00	357.75	1.5	3.5	0.46	0.00	_____				
102A	B	132	x	30	-L- 669+00	2	W14x30	S	N/A	1-R	N/A	18.00	10.55	11.00	7.00	4.5	4.08	22.08	26.58	0.00	0.00	0.00	9.35	27.35	31.85	0.00	1752.9	3.0	5	2.62	0.00	_____				
102B	A	216	x	132																																
103A	B	132	x	30	-L- 709+00	2	W6x16	BA	N/A	II	N/A	31.00	6.45	12.50	7.00	4.0	2.56	22.06	26.06	0.00	0.00	0.00	0.02	19.52	23.52	887.28	0	1.5	4.5	0.59	0.00	_____				
103B	A	132	x	120																																
104A	B	132	x	30	-L- 706+00	2	W10x26	BA	N/A	1-R	N/A	30.00	10.55	11.00	9.15	4.5	2.55	22.70	27.20	0.00	0.00	0.00	-2.15	18.00	22.50	1572.20	0	2.5	5	1.82	0.00	_____				
104B	A	216	x	132																																
105A	B	132	x	30	-L- 762+50	2	W6x16	S	N/A	II	N/A	18.00	6.45	12.50	7.00	4.5	2.19	21.69	26.19	0.00	0.00	0.00	3.02	22.52	27.02	0.00	851.36	1.5	5	0.65	0.00	_____				
105B	A	132	x	120																																
106	A	192	x	66	-L- 784+00	2	W6x16	S	N/A	N/A	N/A	18.00	9.38	5.50	7.00	3.5	3.88	16.38	19.88	0.00	0.00	0.00	7.09	19.59	23.09	0.00	687.52	1.5	4	0.52	0.00	_____				
107	A	180	x	90	-L- 800+00	2	W6x16	BA	N/A	N/A	N/A	30.00	8.79	7.50	7.97	4.0	2.70	18.17	22.17	0.00	0.00	0.00	-0.97	14.50	18.50	744.72	0	1.5	4.5	0.59	0.00	_____				
108	A	90	x	108	-Y14- 45+00	2	W6x9	BA	N/A	N/A	N/A	12.00	4.40	9.00	7.00	3.0	1.02	17.02	20.02	0.00	0.00	0.00	2.12	18.12	21.12	434.26	0	1.5	3.5	0.46	0.00	_____				
109	A	102	x	90	-Y5_EBL- 40+00	2	W6x9	BA	N/A	N/A	N/A	30.00	4.98	7.50	7.00	3.0	2.18	16.68	19.68	0.00	0.00	0.00	2.67	17.17	20.17	422.65	0	1.5	3.5	0.46	0.00	_____				
110	A	96	x	78	-Y5_EBL- 36+00	2	S4x7.7	BA	N/A	N/A	N/A	30.00	4.69	6.50	7.00	3.0	1.31	14.81	17.81	0.00	0.00	0.00	1.08	14.58	17.58	312.50	0	1.0	3.5	0.00	0.20	_____				
111	A	150	x	132	50FT ADVANCE OF EXSTING	2	W6x12	BA	N/A	N/A	N/A	20.00	7.33	11.00	7.74	4.0	-0.08	18.66	22.66	0.00	0.00	0.00	-0.74	18.00	22.00	613.92	0	1.5	4.5	0.59	0.00	_____				
112	A	150	x	132	-Y6- 20+50	2	W6x16	BA	N/A	N/A	N/A	20.00	7.33	11.00	7.00	4.5	3.13	21.13	25.63	0.00	0.00	0.00	4.96	22.96	27.46	943.44	0	1.5	5	0.65	0.00	_____				
113	A	150	x	150	-Y6- 15+50	2	W6x16	BA	N/A	N/A	N/A	22.00	7.33	12.50	7.00	4.5	2.58	22.08	26.58	0.00	0.00	0.00	3.17	22.67	27.17	954.00	0	1.5	5	0.65	0.00	_____				
114	A	156	x	60	-Y14RPA- 12+50	2	W6x12	BA	N/A	N/A	N/A	18.00	7.62	5.00	7.00	3.0	3.20	15.20	18.20	0.00	0.00	0.00	5.50	17.50	20.50	542.40	0	1.5	3.5	0.46	0.00	_____				
115	A	84	x	108	-Y14- 36+50	2	W6x9	BA	N/A	N/A	N/A	12.00	4.10	9.00	7.00	3.0	0.84	16.84	19.84	0.00	0.00	0.00	1.86	17.86	20.86	430.30	0	1.5	3.5	0.46	0.00	_____				
116	A	156	x	60	-Y14RPC- 9+00	2	W6x9	BA	N/A	N/A	N/A	18.00	7.62	5.00	7.00	3.0	2.20	14.20	17.20	0.00	0.00	0.00	3.47	15.47	18.47	385.03	0	1.5	3.5	0.46	0.00	_____				
201A	A	96	x	60	-L- 818+75	2	S4x7.7	BA	N/A	N/A	N/A	Δ	4.69	7.00	7.00	3.0	0.50	14.50	17.50	0.00	0.00	0.00	0.50	14.50	17.50	309.50	0	1.0	3.5	0.00	0.20	_____				
201B	B	96	x	24																																
202	A	72	x	60	-RAMP_D- 28+00	2	S3x5.7	BA	N/A	N/A	N/A	Δ	3.52	5.00	7.00	2.5	0.50	12.50	15.00	0.00	0.00	0.00	0.50	12.50	15.00	207.00	0	1.0	3	0.00	0.17	_____				
203	A	96	x	60	-L- 842+60	2	S3x5.7	BA	N/A	N/A	N/A	Δ	4.69	5.00	7.00	2.5	0.50	12.50	15.00	0.00	0.00	0.00	0.50	12.50	15.00	207.00	0	1.0	3	0.00	0.17	_____				
204	A	96	x	60	-L- 82+00	2	S3x5.7	BA	N/A	N/A	N/A	Δ	4.69	5.00	7.00	2.5	0.50	12.50	15.00	0.00	0.00	0.00	0.50	12.50	15.00	207.00	0	1.0	3	0.00	0.17	_____				
205	A	96	x	60	-L- 622+50	2	S3x5.7	BA	N/A	N/A	N/A	Δ	4.69	5.00	7.00	2.5	0.50	12.50	15.00	0.00	0.00	0.00	0.50	12.50	15.00	207.00	0	1.0	3	0.00	0.17	_____				
													TOTAL			TOTAL			TOTAL				TOTAL													
													9380.20			3649.53			11.44				1.11													
USE:													9381.00			3650.00			12.00				2.00													

NOTES

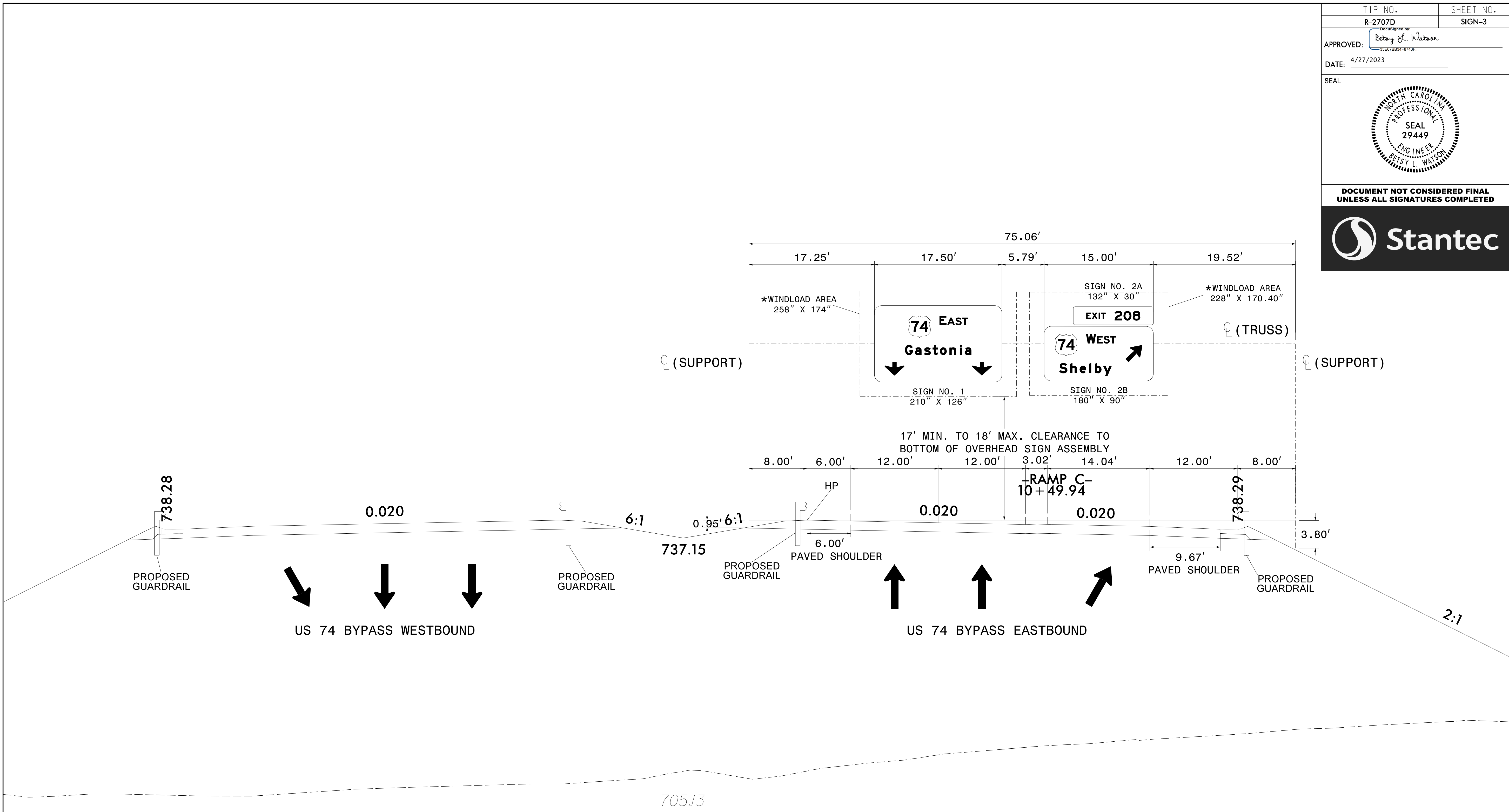
- DIMENSION "S" REPRESENTS AN INCREASE (+), OR A DECREASE (-) IN POLE LENGTH, RELATIVE TO THE ELEVATION OF THE EDGE OF TRAVEL LANE.
- FIELD VERIFICATIONS SHALL BE REQUIRED FOR ALL SUPPORTS, SEE (*) ARTICLE 903-3. FABRICATORS SHALL BE AISC CERTIFIED IN CATEGORY 1, SEE (*) ARTICLE 1072-1. (*) = N.C.D.O.T. STANDARD SPECIFICATIONS FOR ROADS AND STRUCTURES
- PLAN LOCATIONS FOR EXISTING UTILITIES ARE BASED ON THE BEST AVAILABLE INFORMATION AND, THEREFORE MAY NOT BE PRECISELY ACCURATE. THEREFORE, IT IS INCUMBENT UPON THE CONTRACTOR TO DETERMINE THE EXACT LOCATION OF UTILITIES BEFORE BEGINNING WORK IN A LOCATION.



TYPE 'A' & 'B' GROUND MOUNTED SIGNS

\$\$\$\$\$SYTIME\$\$\$\$\$
 \$\$\$DDGN\$\$\$\$\$
 \$\$\$USERNAME\$\$\$\$\$

TIP NO. R-2707D	SHEET NO. SIGN-3
DESIGNED BY: Betsy J. Watson 355978834P743F	
APPROVED:	
DATE: 4/27/2023	
SEAL	
DOCUMENT NOT CONSIDERED FINAL UNLESS ALL SIGNATURES COMPLETED	





NOTES:

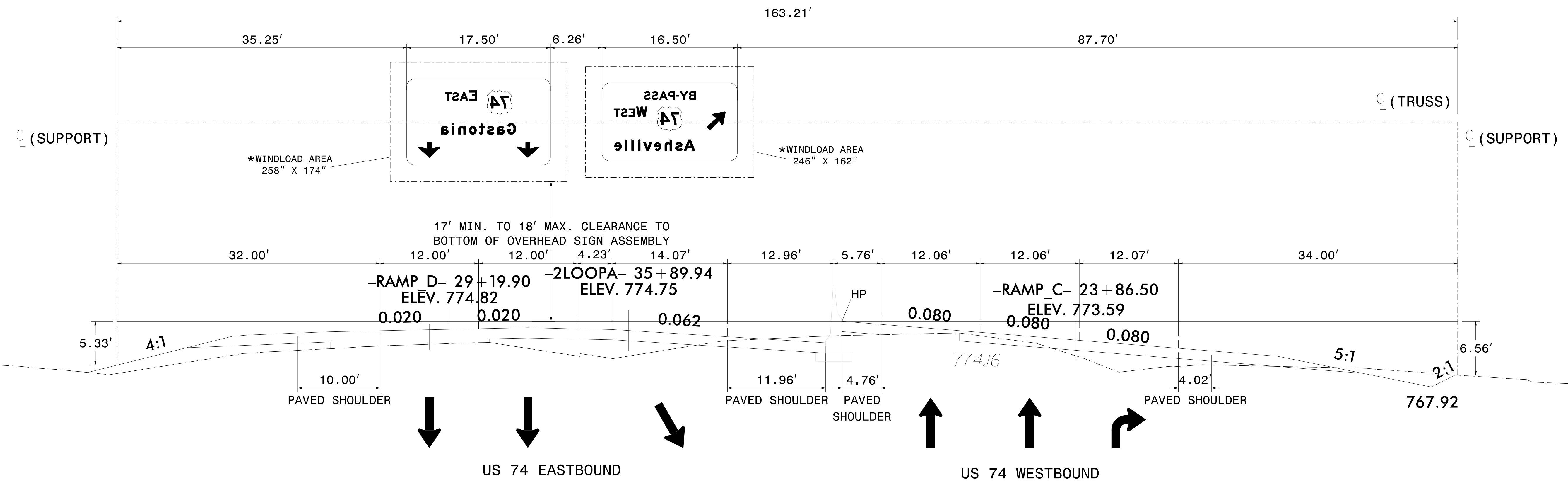
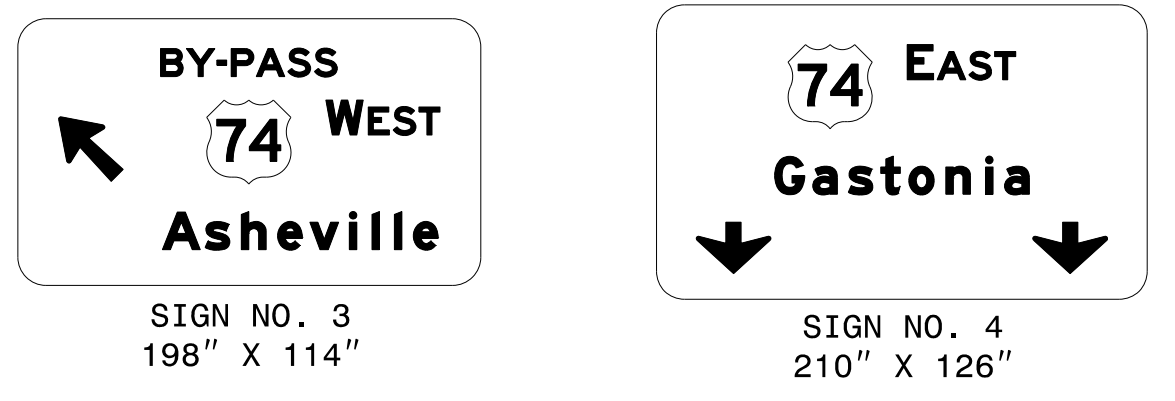
- IF CONTRACTOR BIDS ALUMINUM SIGN STRUCTURE, EACH SHALL BE PROVIDED WITH AN APPROVED HIGHWAY TRUSS DAMPER DEVICE IN ACCORDANCE WITH AASHTO SPECIFICATIONS.
- MOUNT SIGNS VERTICALLY CENTERED ON HORIZONTAL MEMBER OF STRUCTURE.
- FIELD VERIFICATION SHALL BE REQUIRED FOR ALL FOOTING ELEVATIONS, PER THE LATEST NCDOT STANDARD SPECIFICATIONS FOR ROADS AND STRUCTURES. PROVIDE FIELD VERIFICATION TO THE SIGNING SECTION.
- THE TOP OF THE FOOTING SHALL EXTEND AT LEAST 4 INCHES AND NOT MORE THAN 24 INCHES ABOVE THE HIGHEST POINT OF THE GROUND SURFACE AT THE FOOTING.
- SIGN HANGERS AND ATTACHMENT HARDWARE SHALL BE PROVIDED AND INSTALLED ON THE ASSEMBLY TO ACCOMMODATE ALL SIGNS SHOWN IN THIS PLAN SHEET.
- DESIGN AND CONSTRUCTION REQUIREMENTS FOR SIGN STRUCTURES SHALL ACCOMMODATE WIND VELOCITY OF 90 M.P.H.

* THESE DIMENSIONS SHALL BE USED FOR WIND LOAD AND DEAD LOAD COMPUTATIONS IN DESIGN OF STRUCTURE AND FOOTINGS. DESIGN AND CONSTRUCTION REQUIREMENTS FOR SIGN STRUCTURES SHALL ACCOMMODATE WIND VELOCITY OF 90 M.P.H.

SIGN STRUCTURE 220497
OVERHEAD SIGN STRUCTURE 'A'
US 74 BYPASS
-L- STA 815+20

\$\$\$SYTIME\$\$\$
 \$\$\$SERIAL\$\$\$
 \$\$\$DATE\$\$\$

TIP NO. R-2707D	SHEET NO. SIGN-3A
Designed by: APPROVED: <i>Betsy L. Watson</i> DATE: 4/27/2023	
SEAL 	
DOCUMENT NOT CONSIDERED FINAL UNLESS ALL SIGNATURES COMPLETED	
	



NOTES:



- IF CONTRACTOR BIDS ALUMINUM SIGN STRUCTURE, EACH SHALL BE PROVIDED WITH AN APPROVED HIGHWAY TRUSS DAMPER DEVICE IN ACCORDANCE WITH AASHTO SPECIFICATIONS.
- MOUNT SIGNS VERTICALLY CENTERED ON HORIZONTAL MEMBER OF STRUCTURE.
- FIELD VERIFICATION SHALL BE REQUIRED FOR ALL FOOTING ELEVATIONS, PER THE LATEST NCDOT STANDARD SPECIFICATIONS FOR ROADS AND STRUCTURES. PROVIDE FIELD VERIFICATION TO THE SIGNING SECTION.
- THE TOP OF THE FOOTING SHALL EXTEND AT LEAST 4 INCHES AND NOT MORE THAN 24 INCHES ABOVE THE HIGHEST POINT OF THE GROUND SURFACE AT THE FOOTING.
- SIGN HANGERS AND ATTACHMENT HARDWARE SHALL BE PROVIDED AND INSTALLED ON THE ASSEMBLY TO ACCOMMODATE ALL SIGNS SHOWN IN THIS PLAN SHEET.
- DESIGN AND CONSTRUCTION REQUIREMENTS FOR SIGN STRUCTURES SHALL ACCOMMODATE WIND VELOCITY OF 90 M.P.H.

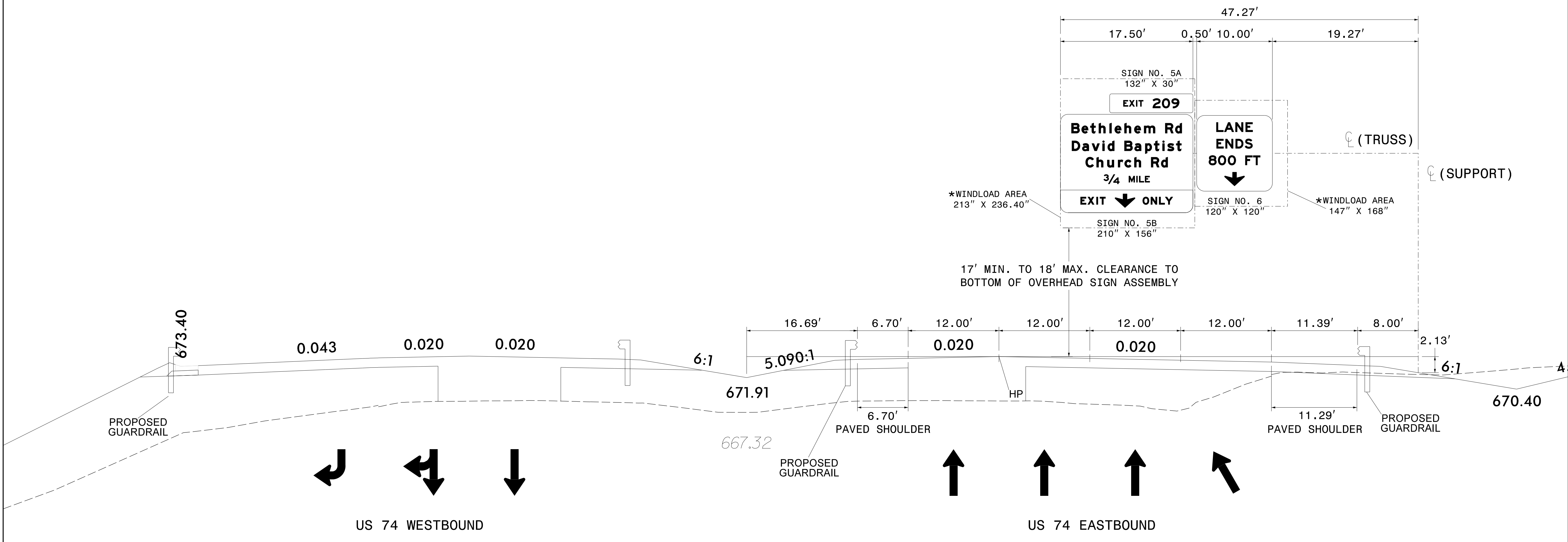
* THESE DIMENSIONS SHALL BE USED FOR WIND LOAD AND DEAD LOAD COMPUTATIONS IN DESIGN OF STRUCTURE AND FOOTINGS. DESIGN AND CONSTRUCTION REQUIREMENTS FOR SIGN STRUCTURES SHALL ACCOMMODATE WIND VELOCITY OF 90 M.P.H.

SIGN STRUCTURE 220498

OVERHEAD SIGN STRUCTURE 'B'
US 74
-RAMP_D- STA 29+50

\$\$\$SYTIME\$\$\$
 \$\$\$SERVTIME\$\$\$

TIP NO. R-2707D	SHEET NO. SIGN-3B
Designed by: APPROVED: <i>Betsy L. Watson</i> DATE: 4/27/2023	
SEAL 	
DOCUMENT NOT CONSIDERED FINAL UNLESS ALL SIGNATURES COMPLETED	
	



NOTES:

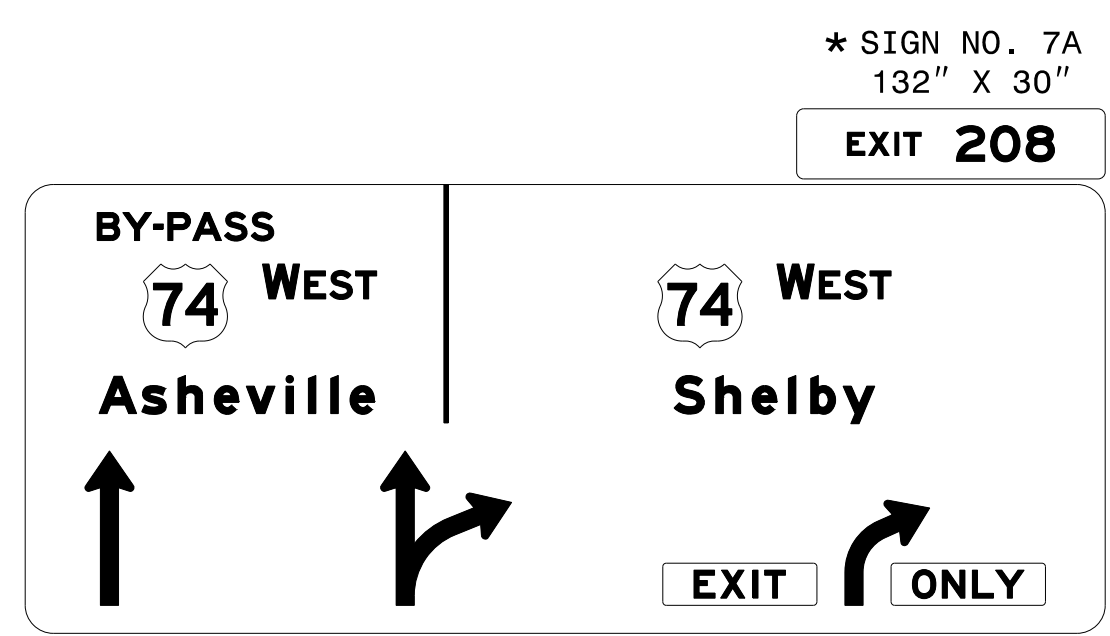
- IF CONTRACTOR BIDS ALUMINUM SIGN STRUCTURE, EACH SHALL BE PROVIDED WITH AN APPROVED HIGHWAY TRUSS DAMPER DEVICE IN ACCORDANCE WITH AASHTO SPECIFICATIONS.
- MOUNT SIGNS VERTICALLY CENTERED ON HORIZONTAL MEMBER OF STRUCTURE.
- FIELD VERIFICATION SHALL BE REQUIRED FOR ALL FOOTING ELEVATIONS, PER THE LATEST NCDOT STANDARD SPECIFICATIONS FOR ROADS AND STRUCTURES. PROVIDE FIELD VERIFICATION TO THE SIGNING SECTION.
- THE TOP OF THE FOOTING SHALL EXTEND AT LEAST 4 INCHES AND NOT MORE THAN 24 INCHES ABOVE THE HIGHEST POINT OF THE GROUND SURFACE AT THE FOOTING.
- SIGN HANGERS AND ATTACHMENT HARDWARE SHALL BE PROVIDED AND INSTALLED ON THE ASSEMBLY TO ACCOMMODATE ALL SIGNS SHOWN IN THIS PLAN SHEET.
- DESIGN AND CONSTRUCTION REQUIREMENTS FOR SIGN STRUCTURES SHALL ACCOMMODATE WIND VELOCITY OF 90 M.P.H.

* THESE DIMENSIONS SHALL BE USED FOR WIND LOAD AND DEAD LOAD COMPUTATIONS IN DESIGN OF STRUCTURE AND FOOTINGS. DESIGN AND CONSTRUCTION REQUIREMENTS FOR SIGN STRUCTURES SHALL ACCOMMODATE WIND VELOCITY OF 90 M.P.H.

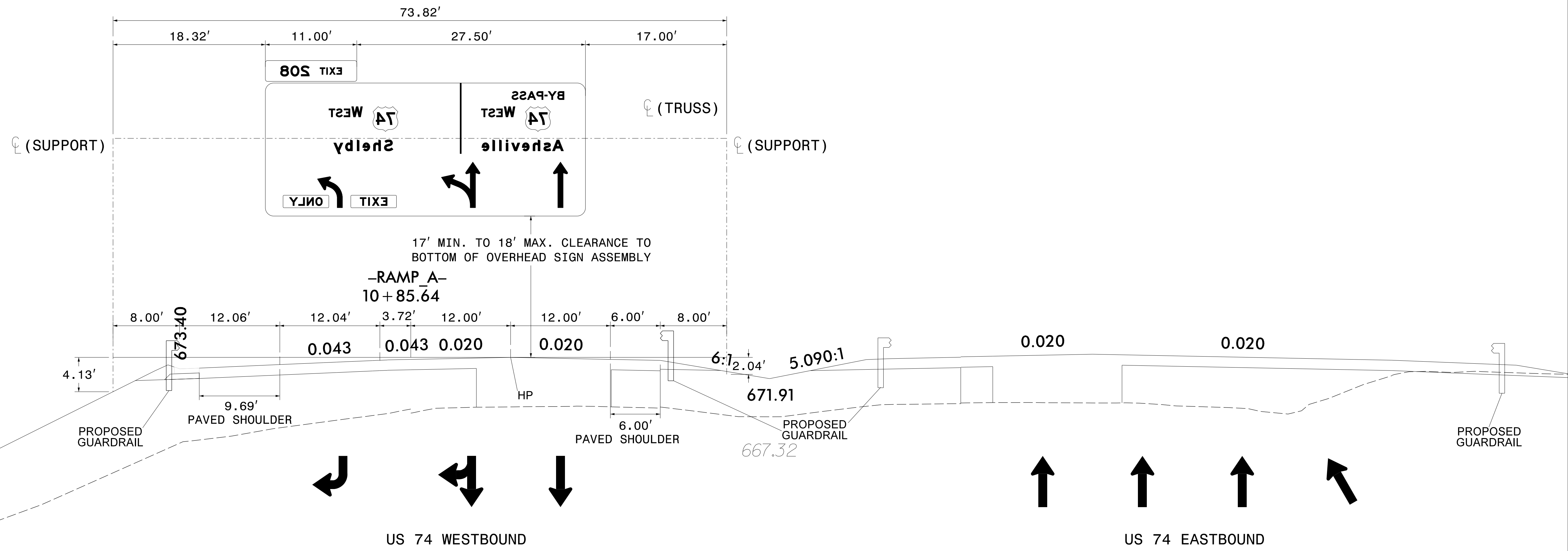
SIGN STRUCTURE 220499
 OVERHEAD SIGN STRUCTURE 'C'
 US 74
 -L- STA 846+85

\$\$\$SYTIME\$\$\$
 \$\$\$SERIAL\$\$\$

TIP NO. R-2707D	SHEET NO. SIGN-3C
DESIGNED BY: APPROVED: <i>Betsy L. Watson</i> <small>3559783487431</small>	
DATE: 4/27/2023	
SEAL	
DOCUMENT NOT CONSIDERED FINAL UNLESS ALL SIGNATURES COMPLETED	



* SIGN NO. 7B
462" X 192"





NOTES:

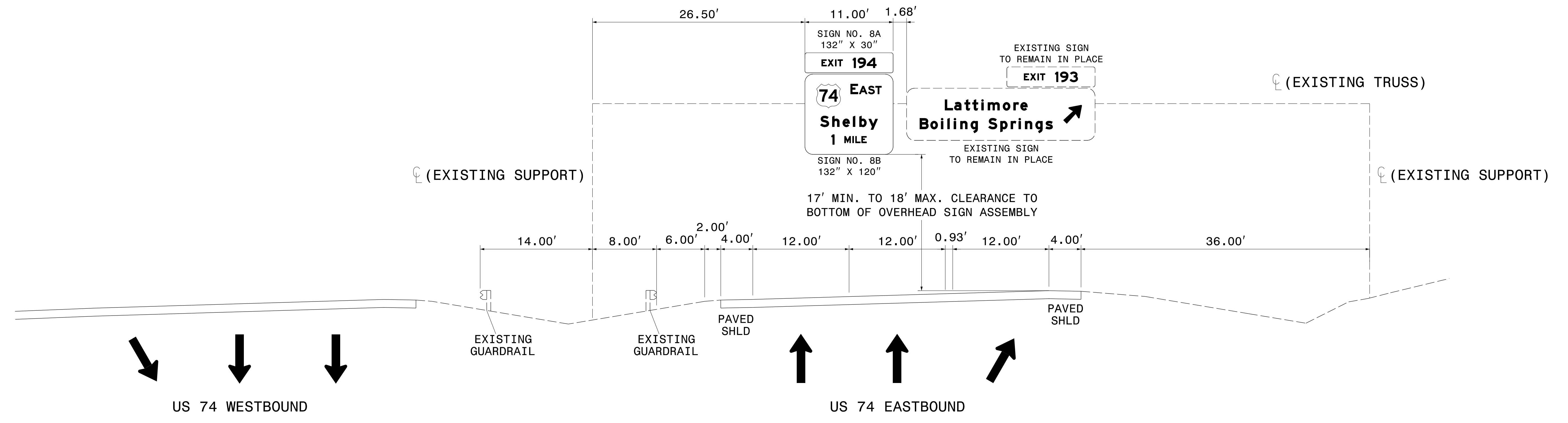
- IF CONTRACTOR BIDS ALUMINUM SIGN STRUCTURE, EACH SHALL BE PROVIDED WITH AN APPROVED HIGHWAY TRUSS DAMPER DEVICE IN ACCORDANCE WITH AASHTO SPECIFICATIONS.
- MOUNT SIGNS VERTICALLY CENTERED ON HORIZONTAL MEMBER OF STRUCTURE.
- FIELD VERIFICATION SHALL BE REQUIRED FOR ALL FOOTING ELEVATIONS, PER THE LATEST NCDOT STANDARD SPECIFICATIONS FOR ROADS AND STRUCTURES. PROVIDE FIELD VERIFICATION TO THE SIGNING SECTION.
- THE TOP OF THE FOOTING SHALL EXTEND AT LEAST 4 INCHES AND NOT MORE THAN 24 INCHES ABOVE THE HIGHEST POINT OF THE GROUND SURFACE AT THE FOOTING.
- SIGN HANGERS AND ATTACHMENT HARDWARE SHALL BE PROVIDED AND INSTALLED ON THE ASSEMBLY TO ACCOMMODATE ALL SIGNS SHOWN IN THIS PLAN SHEET.
- DESIGN AND CONSTRUCTION REQUIREMENTS FOR SIGN STRUCTURES SHALL ACCOMMODATE WIND VELOCITY OF 90 M.P.H.

* THESE DIMENSIONS SHALL BE USED FOR WIND LOAD AND DEAD LOAD COMPUTATIONS IN DESIGN OF STRUCTURE AND FOOTINGS. DESIGN AND CONSTRUCTION REQUIREMENTS FOR SIGN STRUCTURES SHALL ACCOMMODATE WIND VELOCITY OF 90 M.P.H.

SIGN STRUCTURE 220500
OVERHEAD SIGN STRUCTURE 'D'
US 74
-L- STA 845+35

\$\$\$SYTIME\$\$\$
 \$\$\$SERVNAME\$\$\$

TIP NO. R-2707D	SHEET NO. SIGN-3D
DESIGNED BY: <i>Betsy L. Watson</i> 35587883487431	
APPROVED: DATE: 4/27/2023	
SEAL 	
DOCUMENT NOT CONSIDERED FINAL UNLESS ALL SIGNATURES COMPLETED	
	





NOTES:

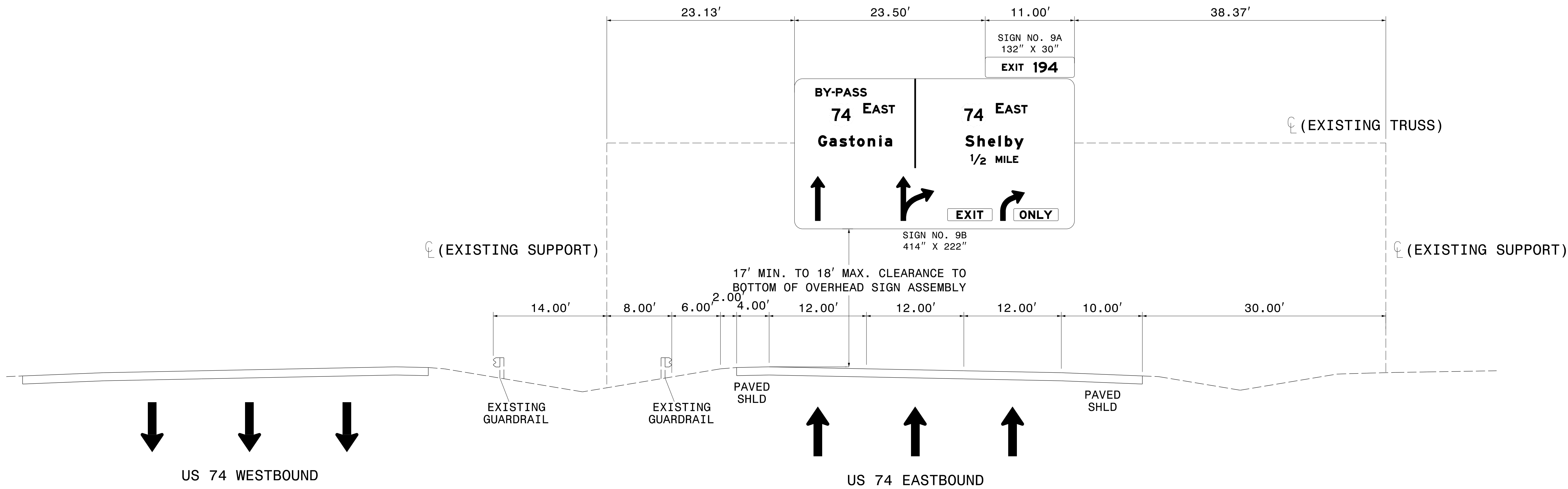
- SEE STANDARD SPECIFICATION 904-3(B)(3) FOR REQUIREMENTS OF NEW STRUCTURAL MEMBERS, MOUNTING HARDWARE FOR NEW SIGNS, SHOP DRAWINGS, BRACING AND ACCESSORY HARDWARE FOR ATTACHMENTS.
- MOUNT SIGNS VERTICALLY CENTERED ON HORIZONTAL MEMBER OF STRUCTURE AND MAINTAIN 17' MINIMUM CLEARANCE FROM HIGH POINT.

R-2707AA
OVERHEAD SIGN STRUCTURE 'A'

SIGN STRUCTURE 220481
EXISTING OVERHEAD SIGN STRUCTURE 'AA'
US 74
-L- STA 24+67

\$\$\$SYTIME\$\$\$
\$\$\$SERVTIME\$\$\$

TIP NO. R-2707D	SHEET NO. SIGN-3E
DESIGNED BY: <i>Betsy L. Watson</i> <small>355978834P743F</small>	
APPROVED: <i>Betsy L. Watson</i> <small>355978834P743F</small>	
DATE: 4/27/2023	
SEAL	
	
DOCUMENT NOT CONSIDERED FINAL UNLESS ALL SIGNATURES COMPLETED	
	




NOTES:

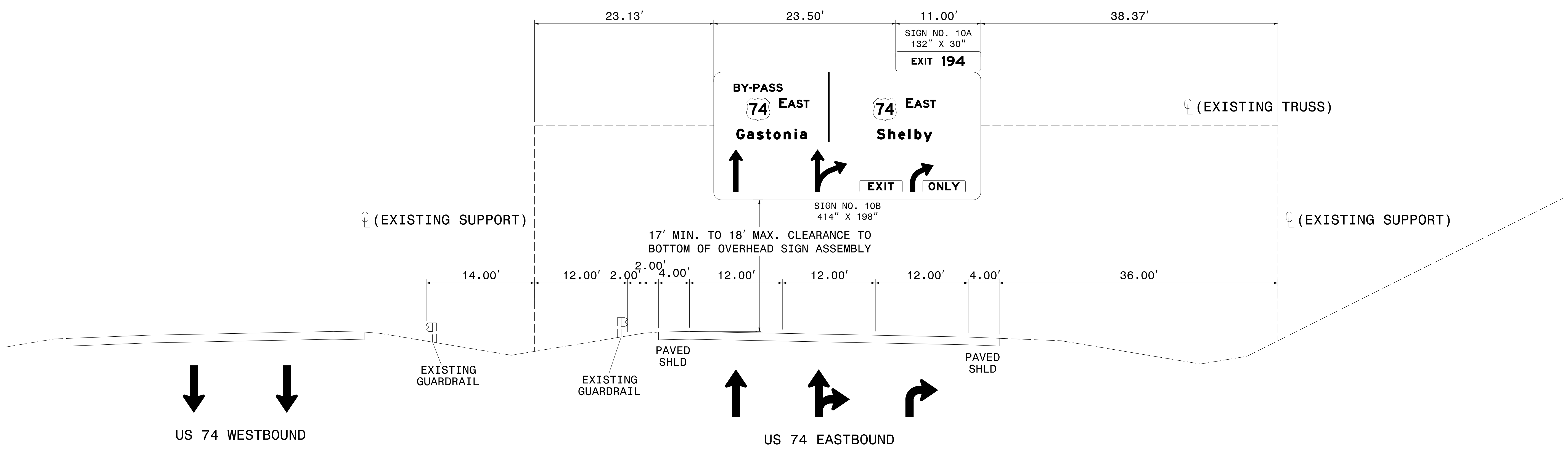
- SEE STANDARD SPECIFICATION 904-3(B)(3) FOR REQUIREMENTS OF NEW STRUCTURAL MEMBERS, MOUNTING HARDWARE FOR NEW SIGNS, SHOP DRAWINGS, BRACING AND ACCESSORY HARDWARE FOR ATTACHMENTS.
- MOUNT SIGNS VERTICALLY CENTERED ON HORIZONTAL MEMBER OF STRUCTURE AND MAINTAIN 17' MINIMUM CLEARANCE FROM HIGH POINT.

R-2707AA
OVERHEAD SIGN STRUCTURE 'B'

SIGN STRUCTURE 220482
EXISTING OVERHEAD SIGN STRUCTURE 'BB'
US 74
-L- STA 43+20

\$\$\$SYTIME\$\$\$
\$\$\$SERVTIME\$\$\$

TIP NO. R-2707D	SHEET NO. SIGN-3F
APPROVED: <i>Betsy L. Watson</i> 355878834F8743F	
DATE: 4/27/2023	
SEAL	
	
DOCUMENT NOT CONSIDERED FINAL UNLESS ALL SIGNATURES COMPLETED	





NOTES:

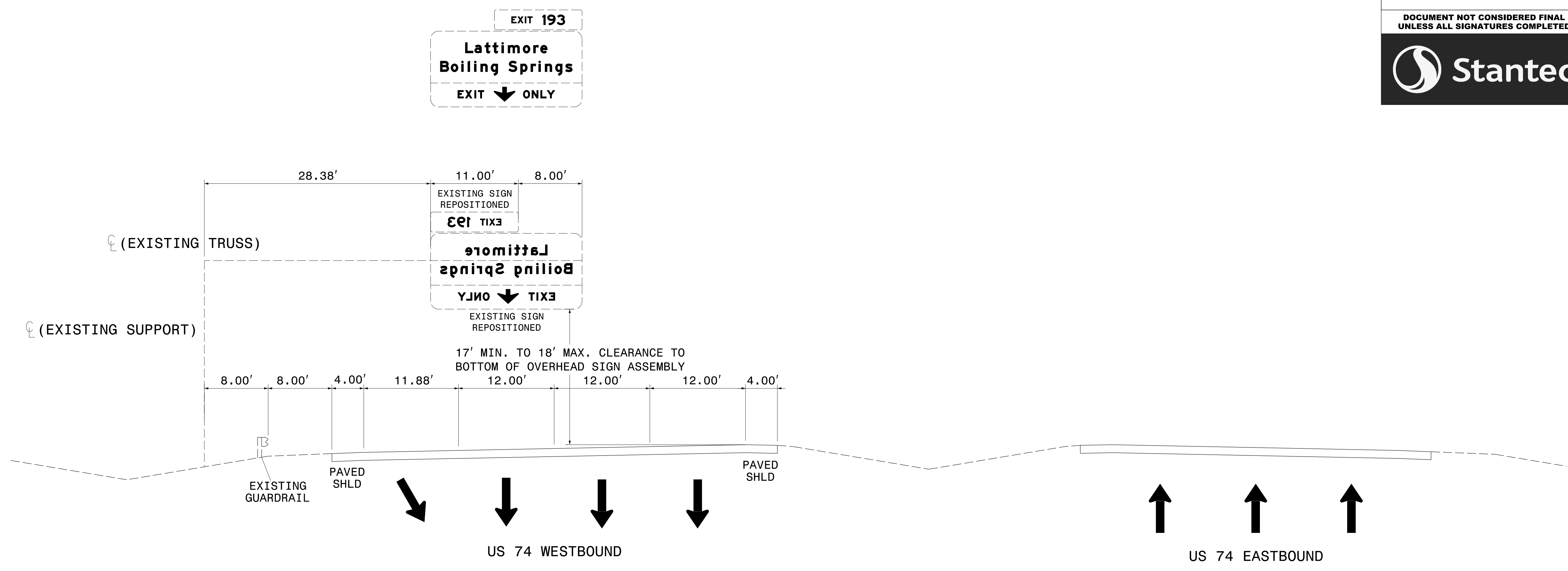
- SEE STANDARD SPECIFICATION 904-3(B)(3) FOR REQUIREMENTS OF NEW STRUCTURAL MEMBERS, MOUNTING HARDWARE FOR NEW SIGNS, SHOP DRAWINGS, BRACING AND ACCESSORY HARDWARE FOR ATTACHMENTS.
- MOUNT SIGNS VERTICALLY CENTERED ON HORIZONTAL MEMBER OF STRUCTURE AND MAINTAIN 17' MINIMUM CLEARANCE FROM HIGH POINT.

R-2707AA
OVERHEAD SIGN STRUCTURE 'D'

SIGN STRUCTURE 220484
EXISTING OVERHEAD SIGN STRUCTURE 'CC'
US 74
-L- STA 74+50

\$\$\$SYTIME\$\$\$
 \$\$\$SUBSERIAL\$\$\$

TIP NO. R-2707D	SHEET NO. SIGN-3G
APPROVED: <i>Betsy L. Watson</i> <small>DESIGNED BY</small> <small>35597883487431</small>	
DATE: 4/27/2023	
SEAL	
	
DOCUMENT NOT CONSIDERED FINAL UNLESS ALL SIGNATURES COMPLETED	
	





NOTES:

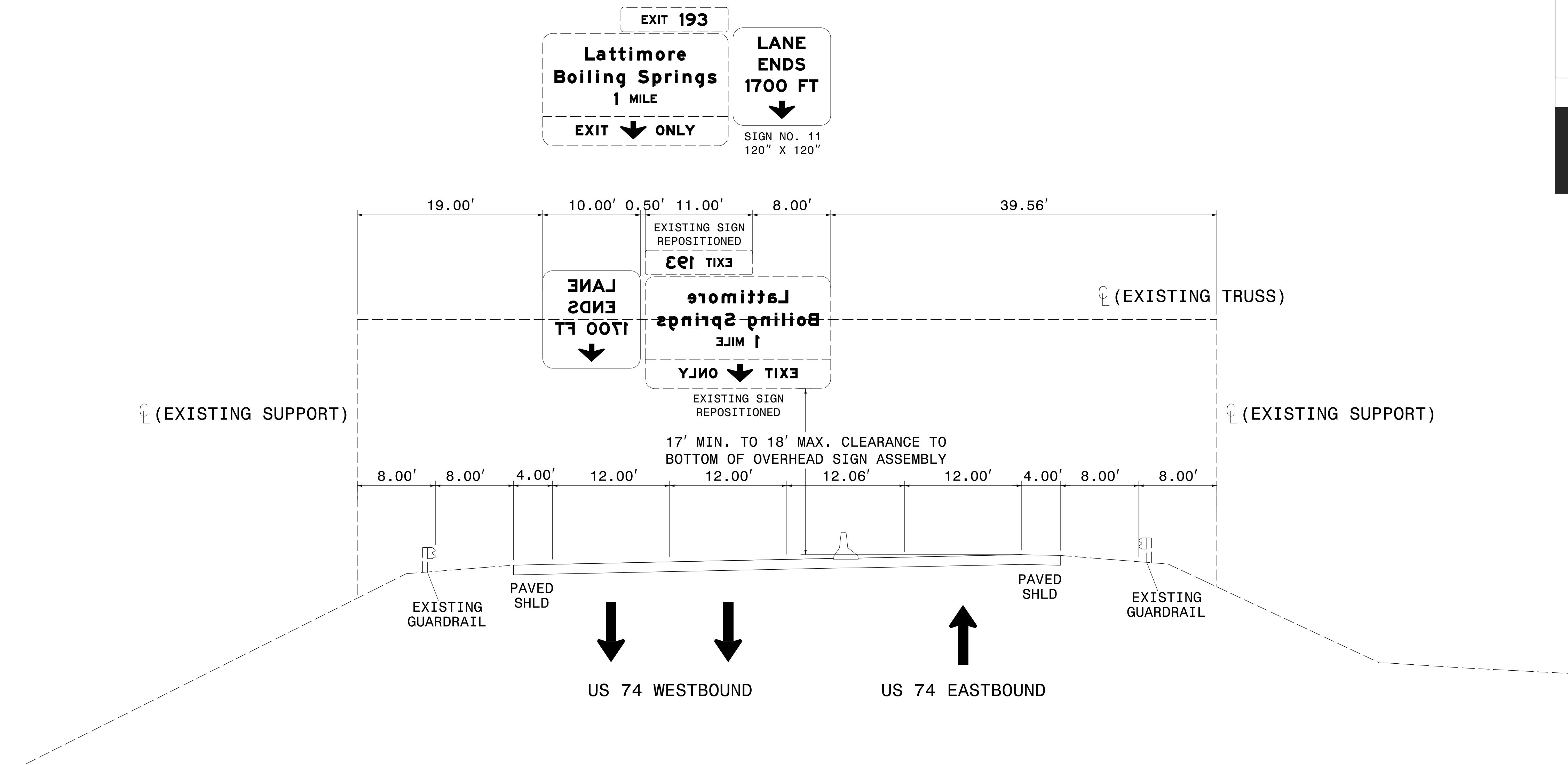
- SEE STANDARD SPECIFICATION 904-3(B)(3) FOR REQUIREMENTS OF NEW STRUCTURAL MEMBERS, MOUNTING HARDWARE FOR NEW SIGNS, SHOP DRAWINGS, BRACING AND ACCESSORY HARDWARE FOR ATTACHMENTS.
- MOUNT SIGNS VERTICALLY CENTERED ON HORIZONTAL MEMBER OF STRUCTURE AND MAINTAIN 17' MINIMUM CLEARANCE FROM HIGH POINT.

R-2707AA
OVERHEAD SIGN STRUCTURE 'F'

SIGN STRUCTURE 220486
EXISTING OVERHEAD SIGN STRUCTURE 'DD'
US 74
-L- STA 62+00

\$\$\$SYTIME\$\$\$
 \$\$\$SERIAL\$\$\$
 \$\$\$DATE\$\$\$

TIP NO. R-2707D	SHEET NO. SIGN-3H
APPROVED: <i>Betsy L. Watson</i> <small>DESIGNED BY: Betsy L. Watson</small> <small>35597883487431</small>	
DATE: 4/27/2023	
SEAL	
	
DOCUMENT NOT CONSIDERED FINAL UNLESS ALL SIGNATURES COMPLETED	
	





NOTES:

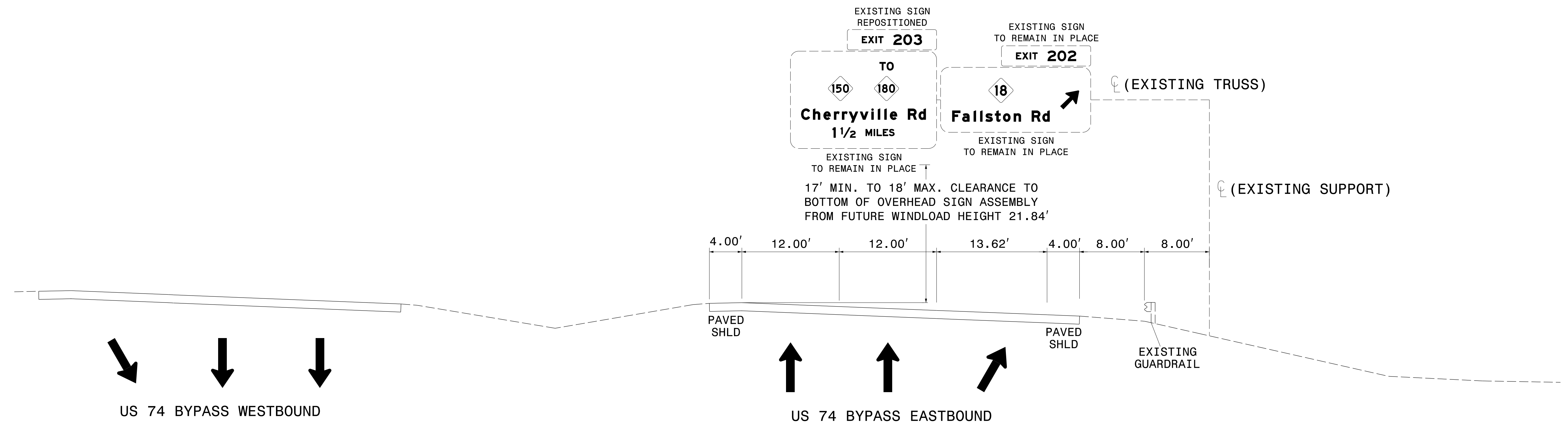
- SEE STANDARD SPECIFICATION 904-3(B)(3) FOR REQUIREMENTS OF NEW STRUCTURAL MEMBERS, MOUNTING HARDWARE FOR NEW SIGNS, SHOP DRAWINGS, BRACING AND ACCESSORY HARDWARE FOR ATTACHMENTS.
- MOUNT SIGNS VERTICALLY CENTERED ON HORIZONTAL MEMBER OF STRUCTURE AND MAINTAIN 17' MINIMUM CLEARANCE FROM HIGH POINT.

R-2707AA
OVERHEAD SIGN STRUCTURE 'G'

SIGN STRUCTURE 220487
EXISTING OVERHEAD SIGN STRUCTURE 'EE'
US 74
-RAMPB- STA 40+00

\$\$\$SYTIME\$\$\$
\$\$\$SERVTIME\$\$\$

TIP NO. R-2707D	SHEET NO. SIGN-3I
DESIGNED BY: <i>Betsy L. Watson</i> <small>355978834P0743F</small>	
APPROVED:	
DATE: 4/27/2023	
SEAL	
	
DOCUMENT NOT CONSIDERED FINAL UNLESS ALL SIGNATURES COMPLETED	
	





NOTES:

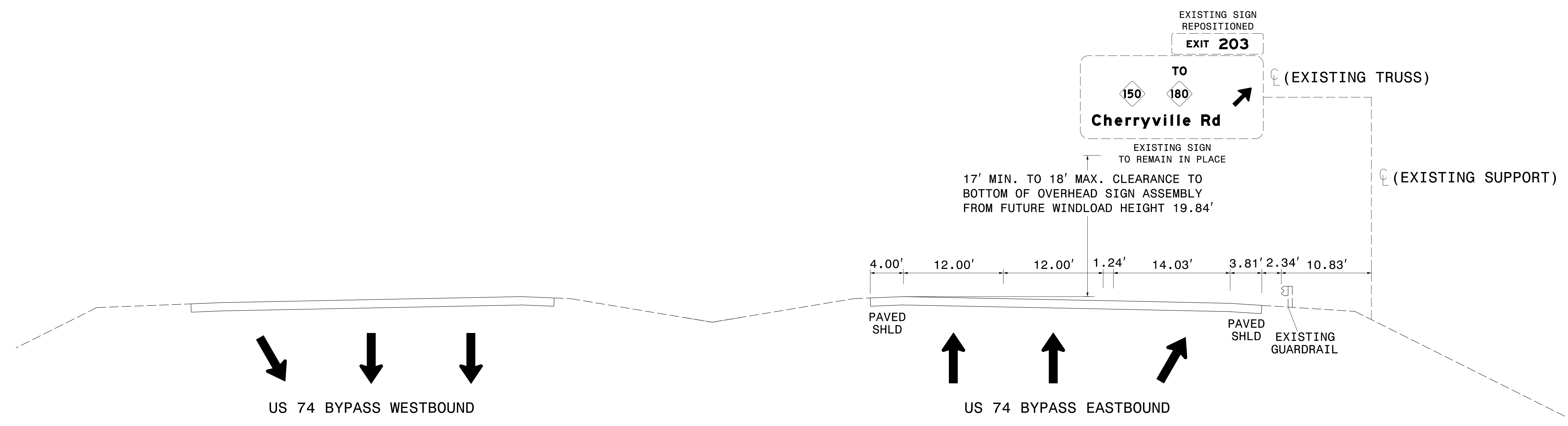
- SEE STANDARD SPECIFICATION 904-3(B)(3) FOR REQUIREMENTS OF NEW STRUCTURAL MEMBERS, MOUNTING HARDWARE FOR NEW SIGNS, SHOP DRAWINGS, BRACING AND ACCESSORY HARDWARE FOR ATTACHMENTS.
- MOUNT SIGNS VERTICALLY CENTERED ON HORIZONTAL MEMBER OF STRUCTURE AND MAINTAIN 17' MINIMUM CLEARANCE FROM HIGH POINT.

R-2707C
OVERHEAD SIGN STRUCTURE 'A'

SIGN STRUCTURE 220505
EXISTING OVERHEAD SIGN STRUCTURE 'FF'
US 74 BYPASS
-L- STA 514+50

\$\$\$SYTIME\$\$\$
 \$\$\$SERIAL\$\$\$
 \$\$\$DATE\$\$\$

TIP NO. R-2707D	SHEET NO. SIGN-3J
DESIGNED BY: <i>Betsy L. Watson</i> 355978834P743F	
APPROVED: DATE: 4/27/2023	
SEAL 	
DOCUMENT NOT CONSIDERED FINAL UNLESS ALL SIGNATURES COMPLETED	
	



NOTES:

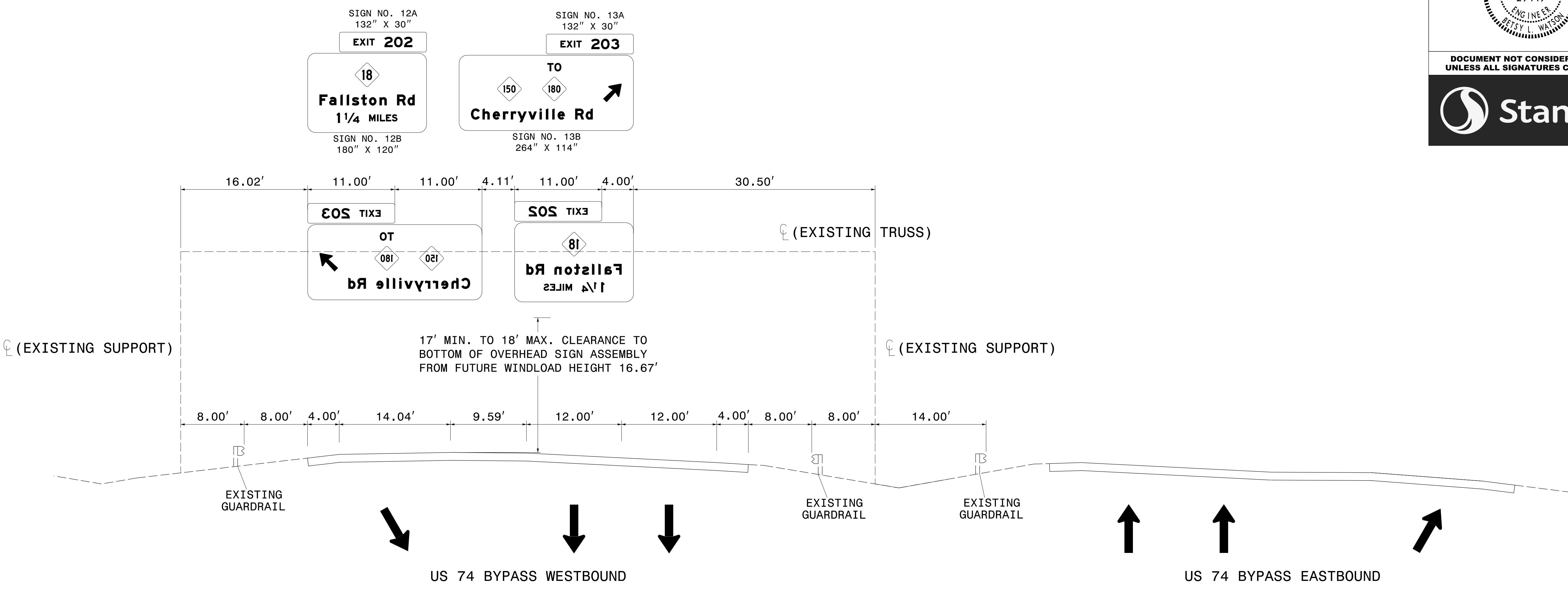
- SEE STANDARD SPECIFICATION 904-3(B)(3) FOR REQUIREMENTS OF NEW STRUCTURAL MEMBERS, MOUNTING HARDWARE FOR NEW SIGNS, SHOP DRAWINGS, BRACING AND ACCESSORY HARDWARE FOR ATTACHMENTS.
- MOUNT SIGNS VERTICALLY CENTERED ON HORIZONTAL MEMBER OF STRUCTURE AND MAINTAIN 17' MINIMUM CLEARANCE FROM HIGH POINT.

R-2707C
 OVERHEAD SIGN STRUCTURE 'C'

SIGN STRUCTURE 220507
 EXISTING OVERHEAD SIGN STRUCTURE 'GG'
 US 74 BYPASS
 -L- STA 598+00

\$\$\$SYTIME\$\$\$
 \$\$\$SERIAL\$\$\$

TIP NO. R-2707D	SHEET NO. SIGN-3K
DESIGNED BY: <i>Betsy L. Watson</i> APPROVED: _____ DATE: 4/27/2023	
SEAL	
DOCUMENT NOT CONSIDERED FINAL UNLESS ALL SIGNATURES COMPLETED	



NOTES:

- SEE STANDARD SPECIFICATION 904-3(B)(3) FOR REQUIREMENTS OF NEW STRUCTURAL MEMBERS, MOUNTING HARDWARE FOR NEW SIGNS, SHOP DRAWINGS, BRACING AND ACCESSORY HARDWARE FOR ATTACHMENTS.
- MOUNT SIGNS VERTICALLY CENTERED ON HORIZONTAL MEMBER OF STRUCTURE AND MAINTAIN 17' MINIMUM CLEARANCE FROM HIGH POINT.

R-2707C
OVERHEAD SIGN STRUCTURE 'D'

SIGN STRUCTURE 220508
EXISTING OVERHEAD SIGN STRUCTURE 'HH'
US 74 BYPASS
-L- STA 625+00

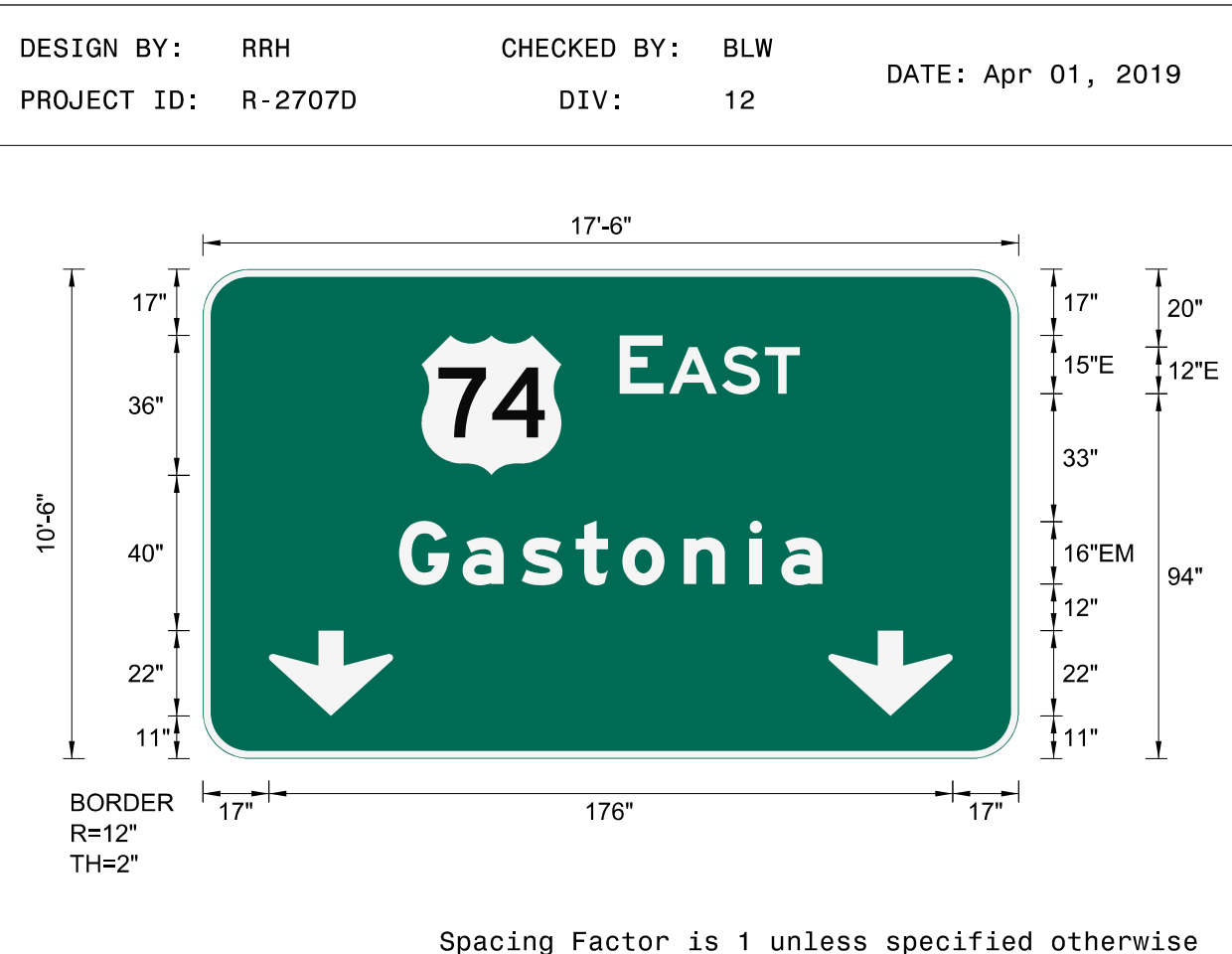
\$\$\$SYTIME\$\$\$
 \$\$\$SERIAL\$\$\$
 \$\$\$DATE\$\$\$

SIGN NUMBER: 1,4
 TYPE: A
 QUANTITY: 2
 SIGN WIDTH: 210"
 HEIGHT: 126"
 TOTAL AREA: 183.8 Sq.Ft.
 BORDER TYPE: FLUSH
 RADII: 12"
 WIDTH: 2"
 RECESS: 0"
 NO. Z BARS: 3
 LENGTH: 202.0

BACKG COLOR: Green
 COPY COLOR: White

SYMBOL	X	Y	WID	HT
M1_4	56.3	73	36	36
ARDOWN	17	11	32	22
ARDOWN	161	11	32	22

MAT'L: 0.125" (3.2MM) ALUMINUM



USE NOTES

- Legend and border (except those that are colored black) shall be direct applied Grade A sheeting.
- Background shall be Grade C reflective sheeting.
- Shields; A, B, and C type arrows shall be on 0.032" (0.8mm) aluminum and demountable.

LETTER POSITIONS

Letter spacings are to start of next letter

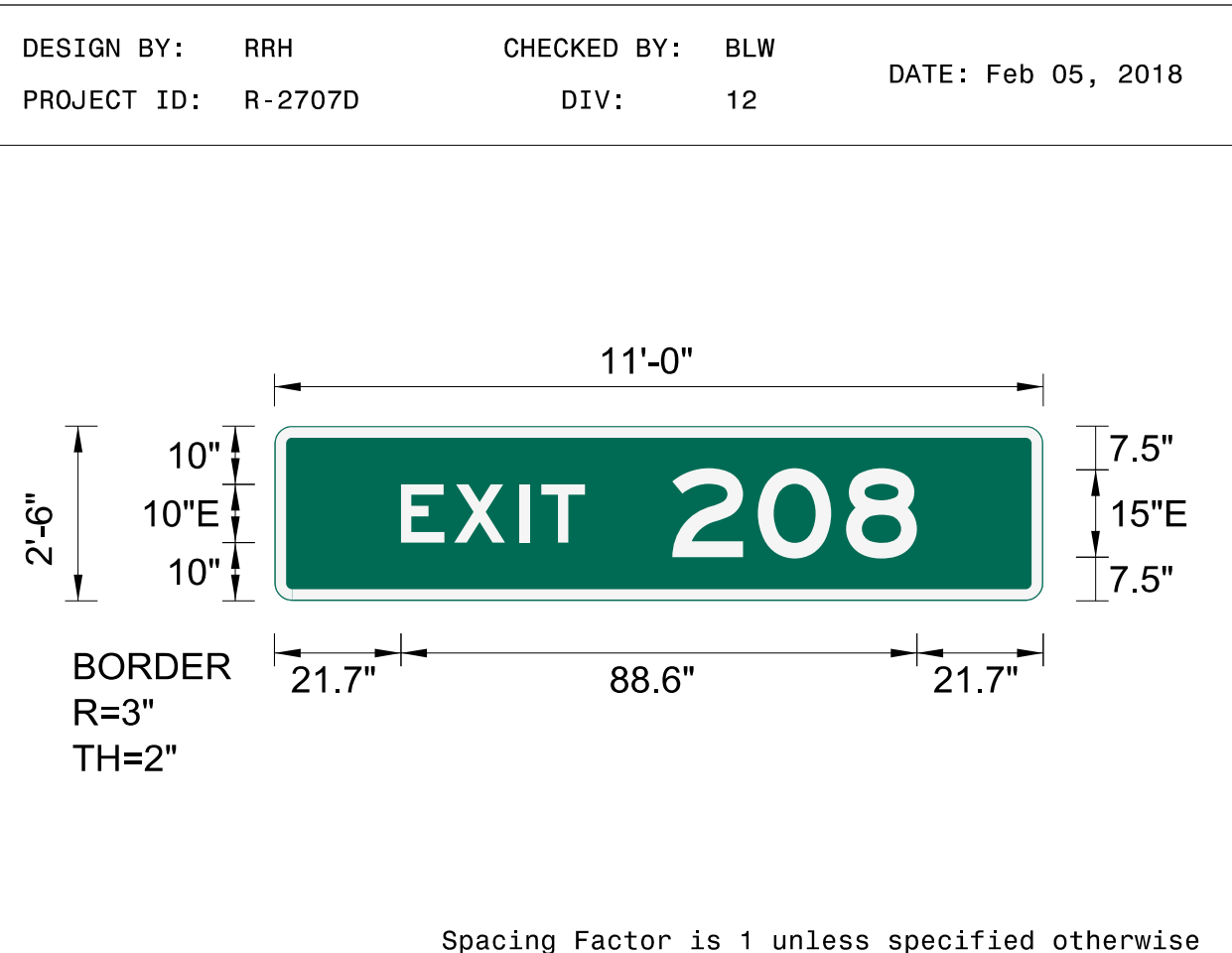
Letter spacings are to start of next letter											Series/Size Text Length
E	A	S	T								E 2000
107.3	11.3	1.5	13.6	11	9	56.3					46.4
G	a	s	t	o	n	i	a				EM 2000
50.5	16.3	15.2	13.9	12	15.8	17	8.2	10.6	50.5		109

SIGN NUMBER: 2A,7A
 TYPE: B
 QUANTITY: 2
 SIGN WIDTH: 132"
 HEIGHT: 30"
 TOTAL AREA: 27.5 Sq.Ft.
 BORDER TYPE: FLUSH
 RADII: 3"
 WIDTH: 2"
 RECESS: 0"
 NO. Z BARS: 2
 LENGTH: 124.0

BACKG COLOR: Green
 COPY COLOR: White

SYMBOL	X	Y	WID	HT

MAT'L: 0.125" (3.2MM) ALUMINUM



USE NOTES

- Legend and border (except those that are colored black) shall be direct applied Grade A sheeting.
- Background shall be Grade C reflective sheeting.

LETTER POSITIONS

Letter spacings are to start of next letter

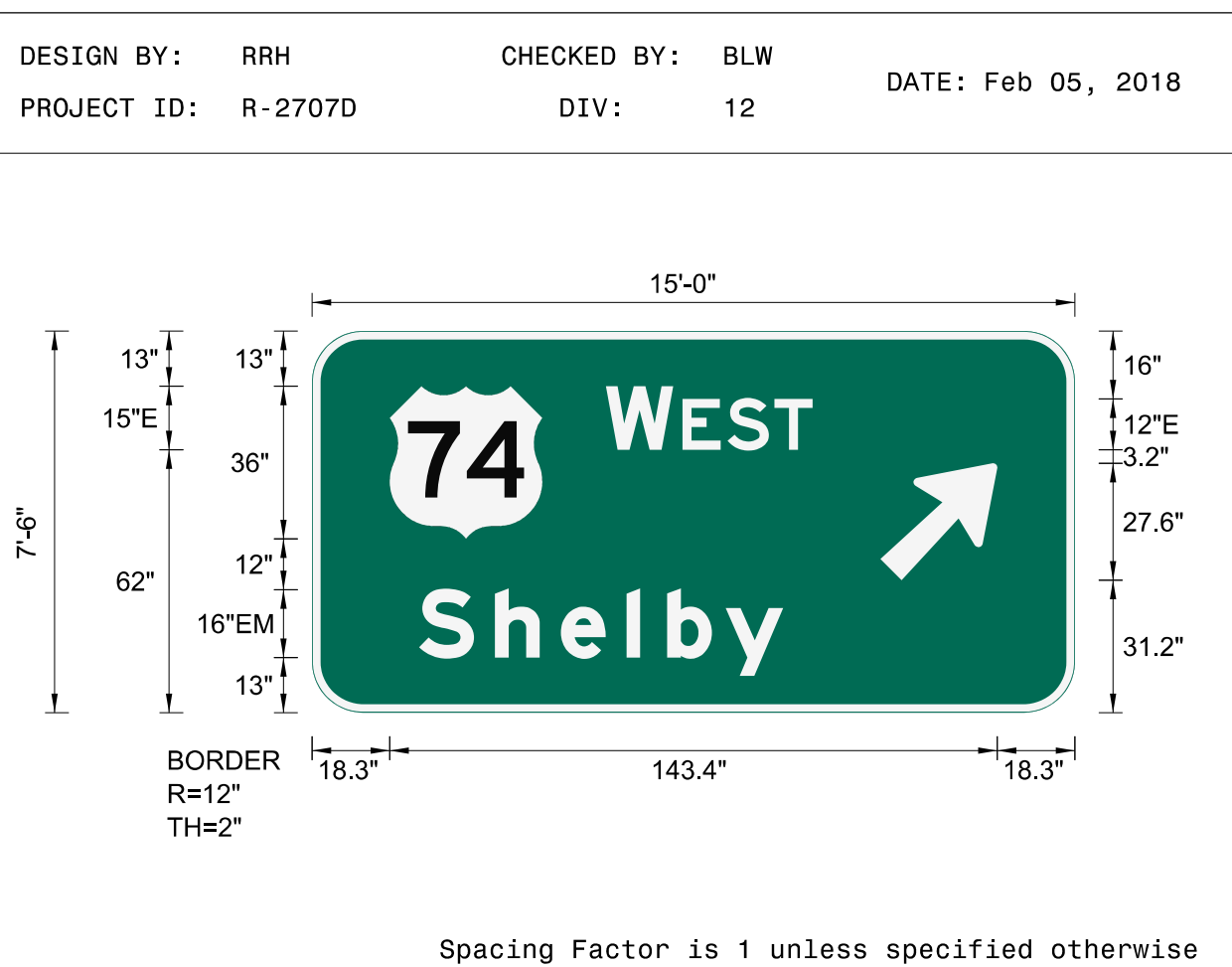
Letter spacings are to start of next letter											Series/Size Text Length
E	X	I	T								E 2000
21.7	9.2	11.1	3.8	7.5	78.7						31.6
2	0	8									E 2000
68.3	14.7	15.2	12.2	21.7							42

SIGN NUMBER: 2B
 TYPE: A
 QUANTITY: 1
 SIGN WIDTH: 180"
 HEIGHT: 90"
 TOTAL AREA: 112.5 Sq.Ft.
 BORDER TYPE: FLUSH
 RADII: 12"
 WIDTH: 2"
 RECESS: 0"
 NO. Z BARS: 3
 LENGTH: 172.0

BACKG COLOR: Green
 COPY COLOR: White

SYMBOL	X	Y	WID	HT
M1_4	18.3	41	36	36
AR_Type A	134.1	131.2	22.3	35

MAT'L: 0.125" (3.2MM) ALUMINUM



USE NOTES

- Legend and border (except those that are colored black) shall be direct applied Grade A sheeting.
- Background shall be Grade C reflective sheeting.
- Shields; A, B, and C type arrows shall be on 0.032" (0.8mm) aluminum and demountable.

LETTER POSITIONS

Letter spacings are to start of next letter

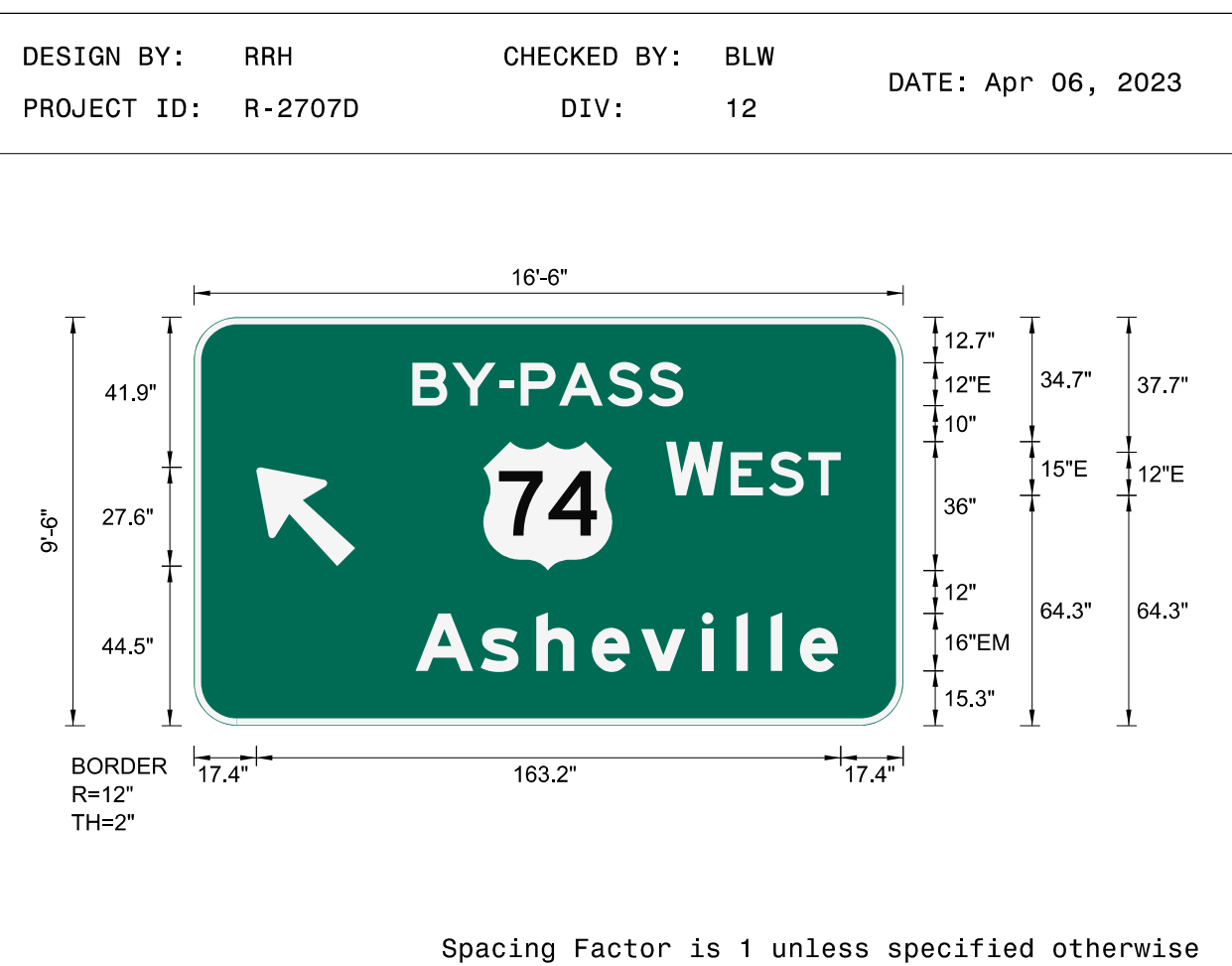
Letter spacings are to start of next letter											Series/Size Text Length
W	E	S	T								E 2000
69.3	15.9	2.2	10.7	11	9	61.9					48.8
s	h	e	l	b	y						EM 2000
25.2	17.9	15.5	15.5	9.6	13.8	13.6	68.8				85.9

SIGN NUMBER: 3
 TYPE: A
 QUANTITY: 1
 SIGN WIDTH: 198"
 HEIGHT: 114"
 TOTAL AREA: 156.8 Sq.Ft.
 BORDER TYPE: FLUSH
 RADII: 12"
 WIDTH: 2"
 RECESS: 0"
 NO. Z BARS: 3
 LENGTH: 190.0

BACKG COLOR: Green
 COPY COLOR: White

SYMBOL	X	Y	WID	HT
AR_Type A	17.4	44.5	22.3	35
M1_4	80.8	43.3	36	36

MAT'L: 0.125" (3.2MM) ALUMINUM



USE NOTES

- Legend and border (except those that are colored black) shall be direct applied Grade A sheeting.
- Background shall be Grade C reflective sheeting.
- Shields; A, B, and C type arrows shall be on 0.032" (0.8mm) aluminum and demountable.

LETTER POSITIONS

Letter spacings are to start of next letter

Letter spacings are to start of next letter											Series/Size Text Length
B	Y	-	P	A	S	S					E 2000
61	11	13.1	6.1	10.7	13.6	11.4	9.7	61.4			75.6
W	E	S	T								E 2000
131.8	15.9	2.2	10.7	11	9	17.4					48.8
A	s	h	e	v	i	l	l	e			EM 2000
61.8	18.2	15.5	15.5	13.8	17	9.6	9.6	8.2	10.6	18.2	117.9

TIP NO. R-2707D SHEET NO. SIGN-4

APPROVED: *Patsy L. Watson*

DATE: 4/27/2023

SEAL

DOCUMENT NOT CONSIDERED FINAL
 UNLESS ALL SIGNATURES COMPLETED

\$\$\$\$\$SYTIME\$\$\$\$\$
 \$\$\$DDON\$\$\$\$\$
 \$\$\$USERNAME\$\$\$\$\$

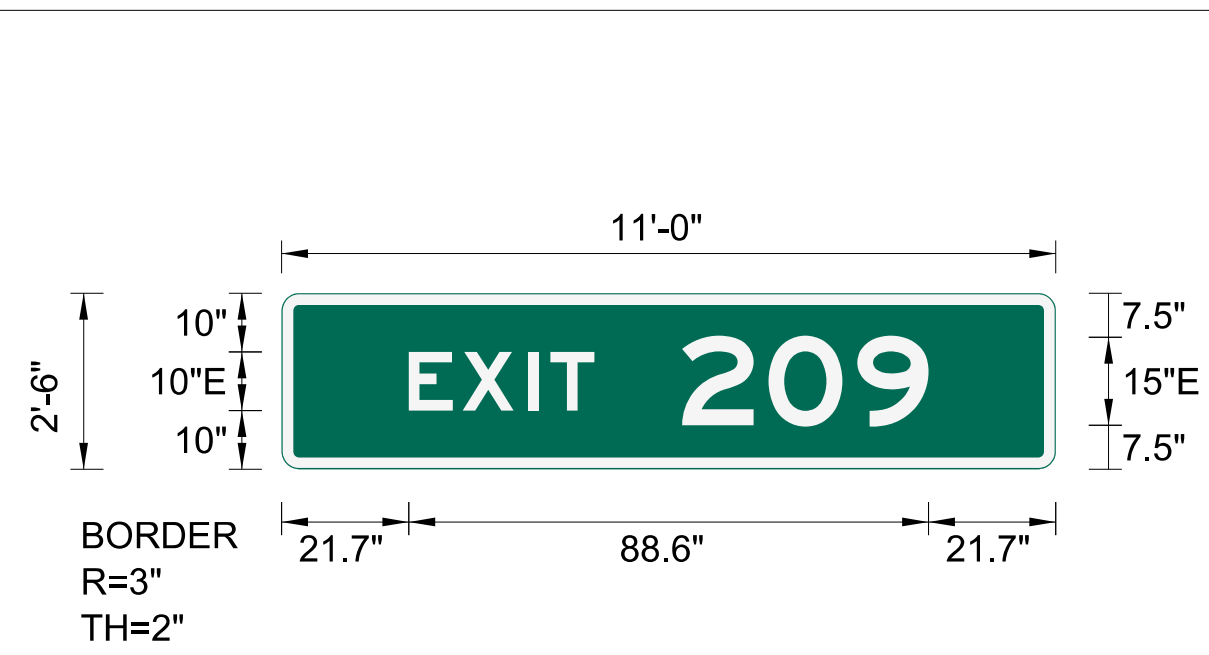
SIGN NUMBER: 5A
 TYPE: B
 QUANTITY: 1
 SIGN WIDTH: 132"
 HEIGHT: 30"
 TOTAL AREA: 27.5 Sq.Ft.
 BORDER TYPE: FLUSH
 RADII: 3"
 WIDTH: 2"
 RECESS: 0"
 NO. Z BARS: 2
 LENGTH: 124.0

BACKG COLOR: Green
 COPY COLOR: White

SYMBOL	X	Y	WID	HT

MAT'L: 0.125" (3.2MM) ALUMINUM

DESIGN BY: RRH CHECKED BY: BLW DATE: Feb 05, 2018
 PROJECT ID: R-2707D DIV: 12



USE NOTES
 1. Legend and border (except those that are colored black) shall be direct applied Grade A sheeting.
 2. Background shall be Grade C reflective sheeting.

Spacing Factor is 1 unless specified otherwise

LETTER POSITIONS

Letter spacings are to start of next letter										Series/Size	Text Length			
E	X	I	T							E	2000			
21.7	9.2	11.1	3.8	7.5	78.7							E	2000	31.6
2	0	9								E	2000			
68.3	14.7	15.2	12.2	21.7							E	2000	42	

SIGN NUMBER: 5B
 TYPE: A
 QUANTITY: 1
 SIGN WIDTH: 210"
 HEIGHT: 156"
 TOTAL AREA: 227.5 Sq.Ft.
 BORDER TYPE: FLUSH
 RADII: 12"
 WIDTH: 2"
 RECESS: 0"
 NO. Z BARS: 4
 LENGTH: 202.0

BACKG COLOR: Green
 COPY COLOR: White

SYMBOL	X	Y	WID	HT

MAT'L: 0.125" (3.2MM) ALUMINUM

DESIGN BY: RRH CHECKED BY: BLW DATE: Feb 10, 2018
 PROJECT ID: R-2707D DIV: 12



USE NOTES
 1. Legend and border (except those that are colored black) shall be direct applied Grade A sheeting.
 2. Background shall be Grade C reflective sheeting.
 3. Shields; A, B, and C type arrows shall be on 0.032" (0.8mm) aluminum and demountable.
 4. Bottom panel shall be yellow Grade C sheeting on background with black recessed border. RADII:11.5" THICKNESS:1.5" RECESS:0.5"

Spacing Factor is 1 unless specified otherwise

LETTER POSITIONS

Letter spacings are to start of next letter															Series/Size	Text Length					
B	e	t	h	l	e	h	e	m	R	d					EM	2000					
17.5	16	13.9	13.4	17	8.2	15.5	15.5	17.6	16	15.8	10.6	17.5					EM	2000	175		
D	a	v	i	d	B	a	p	t	i	s	t						EM	2000			
18.2	16.3	15.2	17	8.2	10.6	16	16	17	13.9	13.4	7.8	13.9	8.3	18.2					EM	2000	173.6
C	h	u	r	c	h	R	d								EM	2000					
39.9	17.4	17	17	10.4	15.5	10.6	16	15.8	10.6	39.9							EM	2000	130.2		
3/4	M	I	L	E								E	2000								
68.5	25	15	12	4.4	9.2	7.5	68.5							E	2000	73.1					

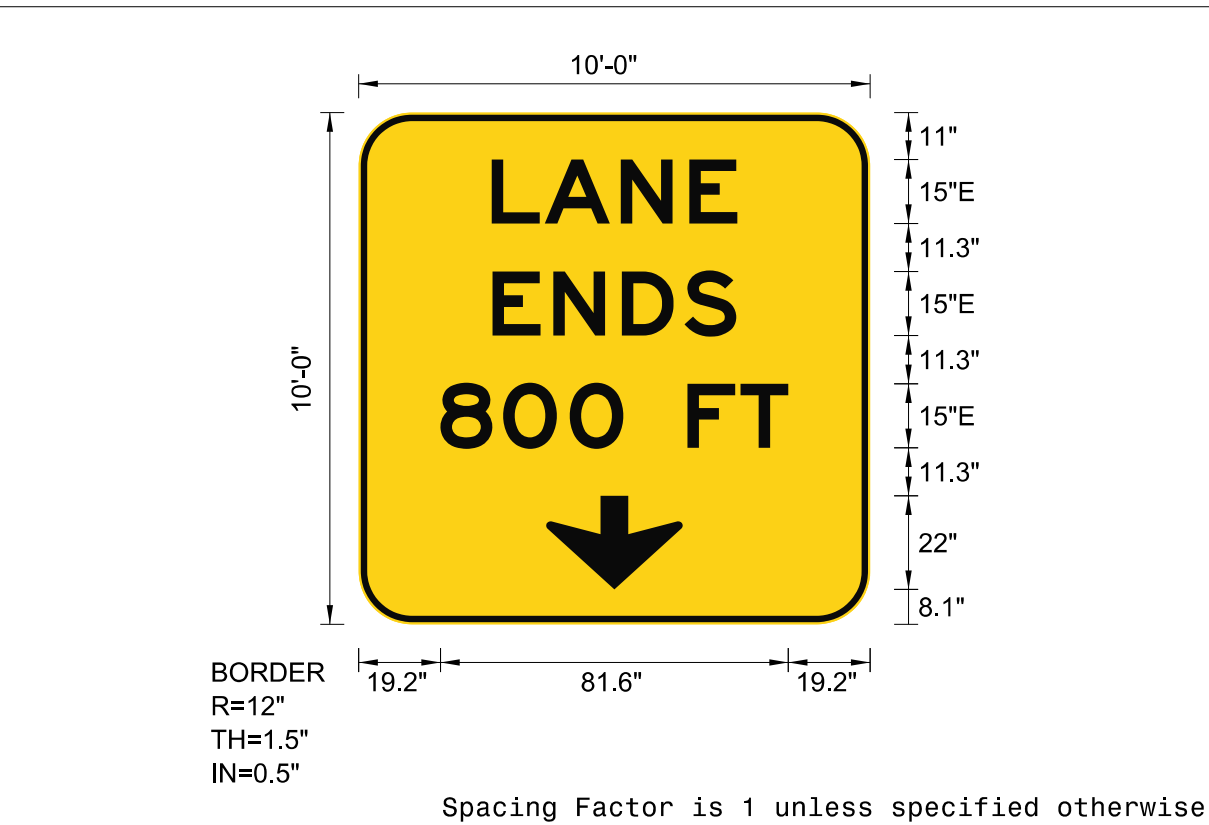
SIGN NUMBER: 6
 TYPE: A
 QUANTITY: 1
 SIGN WIDTH: 120"
 HEIGHT: 120"
 TOTAL AREA: 100.0 Sq.Ft.
 BORDER TYPE: RECESSED
 RADII: 12"
 WIDTH: 1.5"
 RECESS: 0.5"
 NO. Z BARS: 3
 LENGTH: 112.0

BACKG COLOR: Yellow
 COPY COLOR: Black

SYMBOL	X	Y	WID	HT
ARDDWN	44	8.1	32	22

MAT'L: 0.125" (3.2MM) ALUMINUM

DESIGN BY: RRH CHECKED BY: BLW DATE: Feb 05, 2018
 PROJECT ID: R-2707D DIV: 12



USE NOTES
 1. Legend and border shall be direct applied black non-reflective sheeting.
 2. Background shall be Grade C reflective sheeting.
 3. Shields; A, B, and C type arrows shall be on 0.032" (0.8mm) aluminum and demountable.

Spacing Factor is 1 unless specified otherwise

LETTER POSITIONS

Letter spacings are to start of next letter										Series/Size	Text Length					
L	A	N	E							E	2000					
31.2	12.5	17.8	16	11.3	31.2							E	2000	57.6		
E	N	D	S								E	2000				
31.4	14.3	16	14.7	12.2	31.4							E	2000	57.2		
8	0	0	F	T								E	2000			
19.2	14.7	15.6	12.6	15	12.5	11.3	19.2							E	2000	81.6

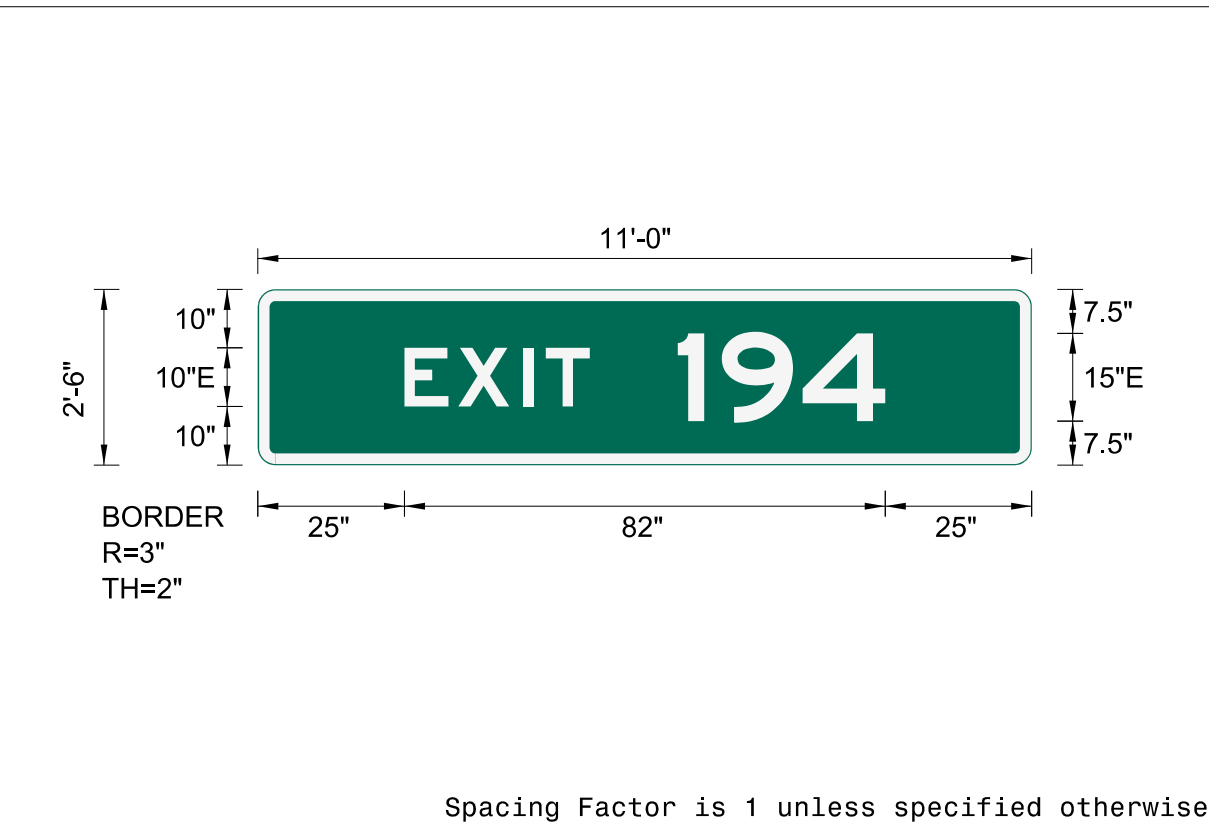
SIGN NUMBER: 8A,9A,10A
 TYPE: B
 QUANTITY: 3
 SIGN WIDTH: 132"
 HEIGHT: 30"
 TOTAL AREA: 27.5 Sq.Ft.
 BORDER TYPE: FLUSH
 RADII: 3"
 WIDTH: 2"
 RECESS: 0"
 NO. Z BARS: 2
 LENGTH: 124.0

BACKG COLOR: Green
 COPY COLOR: White

SYMBOL	X	Y	WID	HT

MAT'L: 0.125" (3.2MM) ALUMINUM

DESIGN BY: RRH CHECKED BY: BLW DATE: Mar 10, 2023
 PROJECT ID: R-2707D DIV: 12



USE NOTES
 1. Legend and border (except those that are colored black) shall be direct applied Grade A sheeting.
 2. Background shall be Grade C reflective sheeting.

Spacing Factor is 1 unless specified otherwise

LETTER POSITIONS

Letter spacings are to start of next letter										Series/Size	Text Length			
E	X	I	T							E	2000			
25	9.2	11.1	3.8	7.5	75.4							E	2000	31.6
1	9	4								E	2000			
71.6	7.5	13.8	14.1	25							E	2000	35.4	

TIP NO. R-2707D SHEET NO. SIGN-4A

APPROVED: *Betsy L. Watson*

DATE: 4/27/2023

SEAL

DOCUMENT NOT CONSIDERED FINAL UNLESS ALL SIGNATURES COMPLETED

\$\$\$\$\$SYTIME\$\$\$\$\$
 \$\$\$\$\$\$DGN\$\$\$\$\$
 \$\$\$\$\$\$USERNAME\$\$\$\$\$

SIGN NUMBER: 7B
TYPE: A
QUANTITY: 1

BACKG COLOR: Green
COPY COLOR: White

SYMBOL	X	Y	WID	HT
M1_4	50.5	122	36	36
M1_4	270.6	122	36	36
AR_THRU	25.6	12	21	66
AR_THRU_RIGHT	152	12	56	66
AR_RIGHT_ONLY	350.7	12	36.2	45

NO. Z BARS: 6
LENGTH: 454.0

MAT'L: 0.125" (3.2MM) ALUMINUM

DESIGN BY: RRH CHECKED BY: BLW DATE: Apr 06, 2023
PROJECT ID: R-2707D DIV: 12

Spacing Factor is 1 unless specified otherwise

- USE NOTES
- Legend and border (except those that are colored black) shall be direct applied Grade A sheeting.
 - Background shall be Grade C reflective sheeting.
 - Shields; A, B, and C type arrows shall be on 0.032" (0.8mm) aluminum and demountable.
 - Yellow panel shall be Grade C sheeting with direct applied black non-reflective sheeting for legend. RADII: 1.88"

LETTER POSITIONS

Letter spacings are to start of next letter

B	Y	-	P	A	S	S	Series/Size Text Length					
30.7	11	13.1	6.1	10.7	13.6	11.4	9.7 355.7	E 2000	75.6			
	W		E	S	T			E 2000	48.8			
101.5	15.9	2.2	10.7	11	9	311.7		E 2000	48.8			
	W		E	S	T			E 2000	48.8			
321.6	15.9	2.2	10.7	11	9	91.6		E 2000	48.8			
	A	s	h	e	v	i	l	l	e	EM 2000	117.9	
31.6	18.2	15.5	15.5	13.8	17	9.6	9.6	8.2	10.6	312.5	EM 2000	117.9
	S	h	e	l	b	y					EM 2000	85.9
277.6	17.9	15.5	15.5	9.6	13.8	13.6	98.5				E 2000	85.9
	E	X	I	T							E 2000	39.2
286.1	11.4	13.8	5	9	136.7						E 2000	39.2
	O	N	L	Y							E 2000	47.9
379.5	12.8	12.8	10	12.2	34.6						E 2000	47.9

SIGN NUMBER: 9B
TYPE: A
QUANTITY: 1

BACKG COLOR: Green
COPY COLOR: White

SYMBOL	X	Y	WID	HT
M1_4	50.9	150	36	36
M1_4	247	150	36	36
AR_THRU	23.9	12	21	66
AR_THRU_RIGHT	150.4	12	56	66
AR_RIGHT_ONLY	304.3	12	36.2	45

NO. Z BARS: 6
LENGTH: 406.0

MAT'L: 0.125" (3.2MM) ALUMINUM

DESIGN BY: RRH CHECKED BY: BLW DATE: Mar 10, 2023
PROJECT ID: R-2707D DIV: 12

Spacing Factor is 1 unless specified otherwise

- USE NOTES
- Legend and border (except those that are colored black) shall be direct applied Grade A sheeting.
 - Background shall be Grade C reflective sheeting.
 - Shields; A, B, and C type arrows shall be on 0.032" (0.8mm) aluminum and demountable.
 - Yellow panel shall be Grade C sheeting with direct applied black non-reflective sheeting for legend. RADII: 1.88"

LETTER POSITIONS

Letter spacings are to start of next letter

B	Y	-	P	A	S	S	Series/Size Text Length				
31.1	11	13.1	6.1	10.7	13.6	11.4	9.7 307.3	E 2000	75.6		
	E		A	S	T			E 2000	46.4		
101.9	11.3	1.5	13.6	11	9	265.7		E 2000	46.4		
	E		A	S	T			E 2000	46.4		
298	11.3	1.5	13.6	11	9	69.6		E 2000	46.4		
	G	a	s	t	o	n	i	a		EM 2000	109
35.2	16.3	15.2	13.9	12	15.8	17	8.2	10.6	269.8	EM 2000	109
	S	h	e	l	b	y				EM 2000	85.9
252.8	17.9	15.5	15.5	9.6	13.8	13.6	75.3			E 2000	85.9
	1/2		M	I	L	E				E 2000	70.1
260.7	22	15	12	4.4	9.2	7.5	83.2			E 2000	70.1
	E	X	I	T						E 2000	39.2
239.7	11.4	13.8	5	9	135.1					E 2000	39.2
	O	N	L	Y						E 2000	47.9
333.1	12.8	12.8	10	12.2	33					E 2000	47.9

SIGN NUMBER: 10B
TYPE: A
QUANTITY: 1

BACKG COLOR: Green
COPY COLOR: White/Black

SYMBOL	X	Y	WID	HT
M1_4	50.9	122	36	36
M1_4	247	122	36	36
AR_THRU	23.9	12	21	66
AR_THRU_RIGHT	150.4	12	56	66
AR_RIGHT_ONLY	304.3	12	36.2	45

NO. Z BARS: 6
LENGTH: 406.0

MAT'L: 0.125" (3.2MM) ALUMINUM

DESIGN BY: RRH CHECKED BY: BLW DATE: Mar 10, 2023
PROJECT ID: R-2707D DIV: 12

Spacing Factor is 1 unless specified otherwise

- USE NOTES
- Legend and border (except those that are colored black) shall be direct applied Grade A sheeting.
 - Background shall be Grade C reflective sheeting.
 - Shields; A, B, and C type arrows shall be on 0.032" (0.8mm) aluminum and demountable.
 - Yellow panel shall be Grade C sheeting with direct applied black non-reflective sheeting for legend. RADII: 1.88"

LETTER POSITIONS

Letter spacings are to start of next letter

B	Y	-	P	A	S	S	Series/Size Text Length				
31.1	11	13.1	6.1	10.7	13.6	11.4	9.7 307.3	E 2000	75.6		
	E		A	S	T			E 2000	46.4		
101.9	11.3	1.5	13.6	11	9	265.7		E 2000	46.4		
	E		A	S	T			E 2000	46.4		
298	11.3	1.5	13.6	11	9	69.6		E 2000	46.4		
	G	a	s	t	o	n	i	a		EM 2000	109
35.2	16.3	15.2	13.9	12	15.8	17	8.2	10.6	269.8	EM 2000	109
	S	h	e	l	b	y				EM 2000	85.9
252.8	17.9	15.5	15.5	9.6	13.8	13.6	75.3			E 2000	85.9
	E	X	I	T						E 2000	39.2
239.7	11.4	13.8	5	9	135.1					E 2000	39.2
	O	N	L	Y						E 2000	47.9
333.1	12.8	12.8	10	12.2	33					E 2000	47.9

TIP NO. R-2707D SHEET NO. SIGN-4B

APPROVED: *Betsy L. Watson*

DATE: 4/27/2023

SEAL

DOCUMENT NOT CONSIDERED FINAL
UNLESS ALL SIGNATURES COMPLETED



\$\$\$\$\$SYTIME\$\$\$\$\$
\$\$\$\$\$DGN\$\$\$\$\$
\$\$\$\$\$USERNAME\$\$\$\$\$

OVERHEAD SIGNS

SIGN NUMBER: 8B
 TYPE: A
 QUANTITY: 1
 SIGN WIDTH: 132"
 HEIGHT: 120"
 TOTAL AREA: 110.0 Sq.Ft.
 BORDER TYPE: FLUSH
 RADII: 12"
 WIDTH: 2"
 RECESS: 0"
 NO. Z BARS: 3
 LENGTH: 124.0

BACKG COLOR: Green
 COPY COLOR: White

SYMBOL	X	Y	WID	HT
M1_4	17.3	69.3	36	36

MAT'L: 0.125" (3.2MM) ALUMINUM

DESIGN BY: RRH
 PROJECT ID: R-2707D
 CHECKED BY: BLW
 DIV: 12
 DATE: Mar 10, 2023

BORDER R=12" TH=2"

Spacing Factor is 1 unless specified otherwise

USE NOTES

- Legend and border (except those that are colored black) shall be direct applied Grade A sheeting.
- Background shall be Grade C reflective sheeting.
- Shields; A, B, and C type arrows shall be on 0.032" (0.8mm) aluminum and demountable.

LETTER POSITIONS

Letter spacings are to start of next letter

	E	A	S	T						Series/Size Text Length	
	68.3	11.3	1.5	13.6	11	9	17.3			E 2000	46.4
		S	h	e	l	b	y			EM 2000	85.9
	23	17.9	15.5	15.5	9.6	13.8	13.6	23		E 2000	52.6
		1		M	I	L	E				
	39.7	4.5	15	12	4.4	9.2	7.5	39.7			

SIGN NUMBER: 11
 TYPE: A
 QUANTITY: 1
 SIGN WIDTH: 120"
 HEIGHT: 120"
 TOTAL AREA: 100.0 Sq.Ft.
 BORDER TYPE: RECESSED
 RADII: 12"
 WIDTH: 1.5"
 RECESS: 0.5"
 NO. Z BARS: 3
 LENGTH: 112.0

BACKG COLOR: Yellow
 COPY COLOR: Black

SYMBOL	X	Y	WID	HT
ARDOWN	44	8.1	32	22

MAT'L: 0.125" (3.2MM) ALUMINUM

DESIGN BY: RRH
 PROJECT ID: R-2707D
 CHECKED BY: BLW
 DIV: 12
 DATE: Mar 10, 2023

BORDER R=12" TH=1.5" IN=0.5"

Spacing Factor is 1 unless specified otherwise

USE NOTES

- Legend and border shall be direct applied black non-reflective sheeting.
- Background shall be Grade C reflective sheeting.
- Shields; A, B, and C type arrows shall be on 0.032" (0.8mm) aluminum and demountable.

LETTER POSITIONS

Letter spacings are to start of next letter

	L	A	N	E						Series/Size Text Length	
	31.2	12.5	17.8	16	11.3	31.2				E 2000	57.6
		E	N	D	S					E 2000	57.2
	31.4	14.3	16.1	14.7	12.2	31.4				E 2000	89.1
		1	7	0	0	F	T				
	15.5	7.1	15.2	15.6	12.6	15	12.4	11.3	15.4		

SIGN NUMBER: 12A
 TYPE: B
 QUANTITY: 1
 SIGN WIDTH: 132"
 HEIGHT: 30"
 TOTAL AREA: 27.5 Sq.Ft.
 BORDER TYPE: FLUSH
 RADII: 3"
 WIDTH: 2"
 RECESS: 0"
 NO. Z BARS: 2
 LENGTH: 124.0

BACKG COLOR: Green
 COPY COLOR: White

SYMBOL	X	Y	WID	HT

MAT'L: 0.125" (3.2MM) ALUMINUM

DESIGN BY: RRH
 PROJECT ID: R-2707D
 CHECKED BY: BLW
 DIV: 12
 DATE: Mar 10, 2023

BORDER R=3" TH=2"

Spacing Factor is 1 unless specified otherwise

USE NOTES

- Legend and border (except those that are colored black) shall be direct applied Grade A sheeting.
- Background shall be Grade C reflective sheeting.

LETTER POSITIONS

Letter spacings are to start of next letter

	E	X	I	T						Series/Size Text Length	
	21.7	9.2	11.1	3.8	7.5	78.7				E 2000	31.6
		2	0	2						E 2000	42
	68.3	14.7	15.1	12.2	21.7						

SIGN NUMBER: 12B
 TYPE: A
 QUANTITY: 1
 SIGN WIDTH: 180"
 HEIGHT: 120"
 TOTAL AREA: 150.0 Sq.Ft.
 BORDER TYPE: FLUSH
 RADII: 12"
 WIDTH: 2"
 RECESS: 0"
 NO. Z BARS: 3
 LENGTH: 172.0

BACKG COLOR: Green
 COPY COLOR: White

SYMBOL	X	Y	WID	HT
M1-5-2-36-15C	72	69.3	36	36

MAT'L: 0.125" (3.2MM) ALUMINUM

DESIGN BY: RRH
 PROJECT ID: R-2707D
 CHECKED BY: BLW
 DIV: 12
 DATE: Mar 10, 2023

BORDER R=12" TH=2"

Spacing Factor is 1 unless specified otherwise

USE NOTES

- Legend and border (except those that are colored black) shall be direct applied Grade A sheeting.
- Background shall be Grade C reflective sheeting.
- Shields; A, B, and C type arrows shall be on 0.032" (0.8mm) aluminum and demountable.

LETTER POSITIONS

Letter spacings are to start of next letter

	F	a	l	l	s	t	o	n	R	d						Series/Size Text Length	
	18.1	14.7	17	9.6	7.8	13.9	12	15.8	10.6	16	15.8	10.6	18.1			EM 2000	143.8
		1		1/4	M	I	L	E	S							E 2000	91.6
	44.2	4.5	7.5	22	15	12	4.4	9.2	8.9	8.1	44.2						

TIP NO. R-2707D SHEET NO. SIGN-4C

APPROVED: *Patsy L. Watson*

DATE: 4/27/2023

SEAL

DOCUMENT NOT CONSIDERED FINAL
UNLESS ALL SIGNATURES COMPLETED

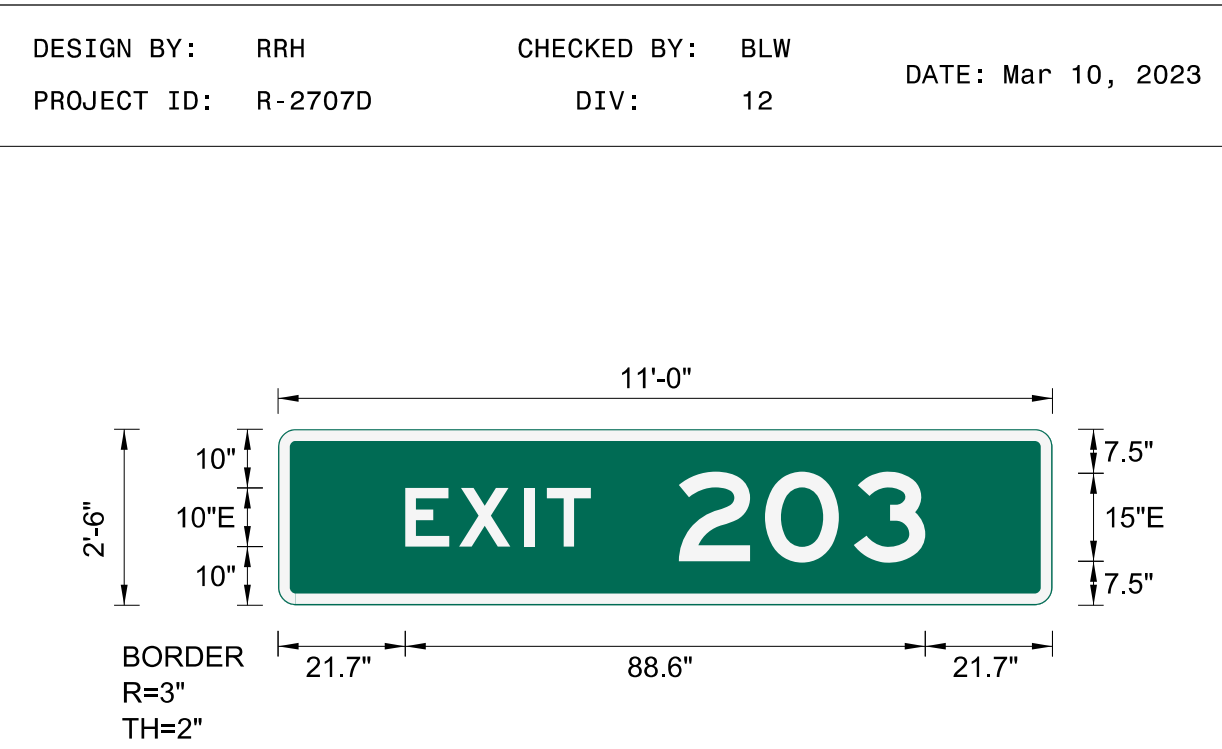
\$\$\$\$\$SYTIME\$\$\$\$\$
\$\$\$\$\$DGN\$\$\$\$\$
\$\$\$\$\$USERNAME\$\$\$\$\$

SIGN NUMBER: 13A
 TYPE: B
 QUANTITY: 1
 SIGN WIDTH: 132"
 HEIGHT: 30"
 TOTAL AREA: 27.5 Sq.Ft.
 BORDER TYPE: FLUSH
 RADI: 3"
 WIDTH: 2"
 RECESS: 0"
 NO. Z BARS: 2
 LENGTH: 124.0

BACKG COLOR: Green
 COPY COLOR: White

SYMBOL	X	Y	WID	HT

MAT'L: 0.125" (3.2MM) ALUMINUM



USE NOTES
 1. Legend and border (except those that are colored black) shall be direct applied Grade A sheeting.
 2. Background shall be Grade C reflective sheeting.

LETTER POSITIONS

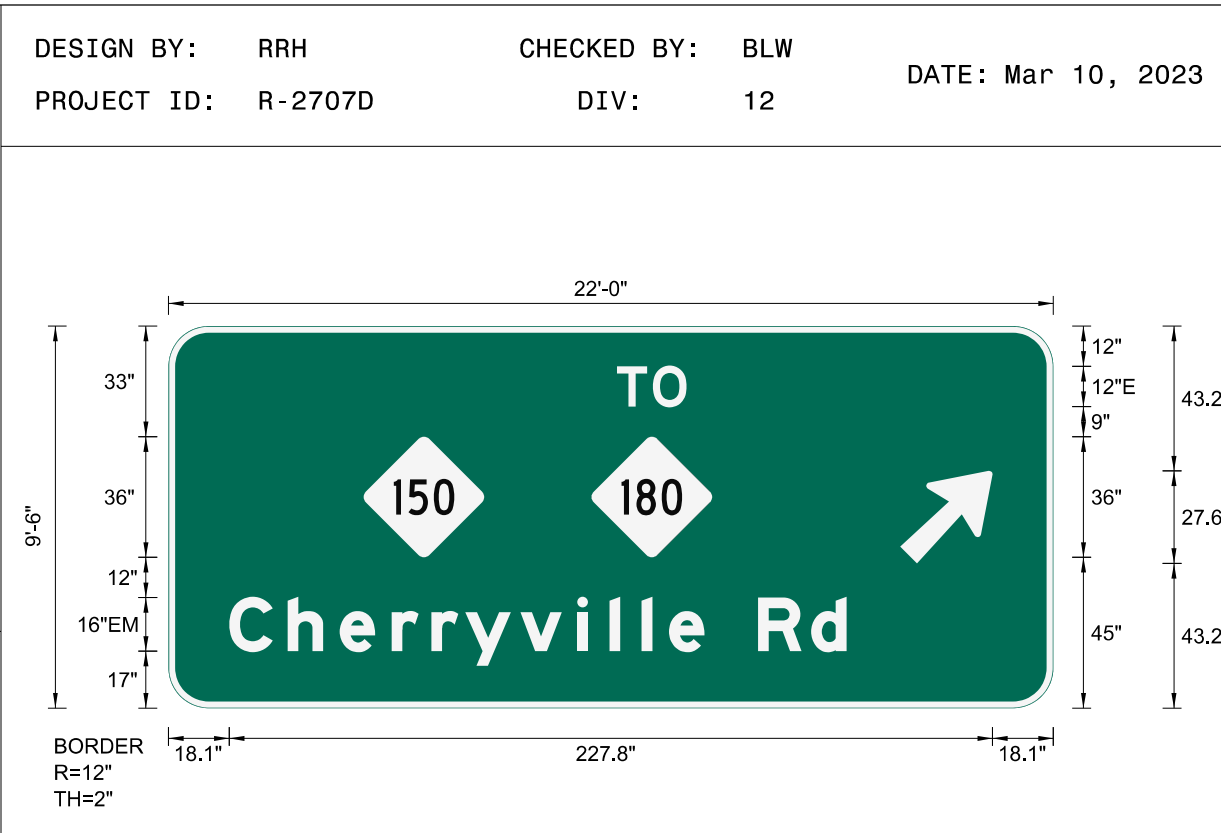
Letter spacings are to start of next letter												Series/Size	Text Length
E	X	I	T									E 2000	31.6
21.7	9.2	11.1	3.8	7.5	78.7							E 2000	42
2	0	3											
68.3	14.7	15.2	12.2	21.7									

SIGN NUMBER: 13B
 TYPE: A
 QUANTITY: 1
 SIGN WIDTH: 264"
 HEIGHT: 114"
 TOTAL AREA: 209.0 Sq.Ft.
 BORDER TYPE: FLUSH
 RADI: 12"
 WIDTH: 2"
 RECESS: 0"
 NO. Z BARS: 3
 LENGTH: 256.0

BACKG COLOR: Green
 COPY COLOR: White

SYMBOL	X	Y	WID	HT
M1-5-3-24-76	58.2	45	36	36
M1-5-3-24-76	126.2	45	36	36
AR_Type A	218.3	43.2	22.3	35

MAT'L: 0.125" (3.2MM) ALUMINUM



USE NOTES
 1. Legend and border (except those that are colored black) shall be direct applied Grade A sheeting.
 2. Background shall be Grade C reflective sheeting.
 3. Shields: A, B, and C type arrows shall be on 0.032" (0.8mm) aluminum and demountable.

LETTER POSITIONS

Letter spacings are to start of next letter												Series/Size	Text Length				
T	O											E 2000	20.8				
133.8	10.7	10.1	109.4									EM 2000	184.2				
C	h	e	r	r	y	v	i	l	l	e	R	d					
18.1	17.4	15.5	15.5	11.8	10.1	16.5	17	9.6	9.6	8.2	10.6	16	15.8	10.6	61.7		

TIP NO.: R-2707D SHEET NO.: SIGN-4D

APPROVED: *Betsy L. Watson*
 DATE: 4/27/2023

SEAL

**DOCUMENT NOT CONSIDERED FINAL
 UNLESS ALL SIGNATURES COMPLETED**

\$\$\$\$\$SYTIME\$\$\$\$\$
 \$\$\$\$\$\$DDON\$\$\$\$\$
 \$\$\$\$\$\$USERNAME\$\$\$\$\$

OVERHEAD SIGNS

SIGN NUMBER: 101
 TYPE: A
 QUANTITY: 1
 SIGN WIDTH: 120"
 HEIGHT: 72"
 TOTAL AREA: 60.0 Sq.Ft.
 BORDER TYPE: FLUSH
 RADII: 9"
 WIDTH: 2"
 RECESS: 0"
 NO. Z BARS: 2
 LENGTH: 112.0

BACKG COLOR: Green
 COPY COLOR: White

SYMBOL	X	Y	WID	HT

MAT'L: 0.125" (3.2MM) ALUMINUM

DESIGN BY: RRH CHECKED BY: BLW DATE: Feb 06, 2018
 PROJECT ID: R-2707D DIV: 12

BORDER R=9" TH=2"

Spacing Factor is 1 unless specified otherwise

USE NOTES
 1. Legend and border (except those that are colored black) shall be direct applied Grade C sheeting.
 2. Background shall be Grade C reflective sheeting.

LETTER POSITIONS

Letter spacings are to start of next letter

Series/Size Text Length	W	o	c	o																
EM 2000	35.1	16.1	12.9	11.7	9	35.1														
E 2000		E	X	I	T		2	0	3											
	16.2	8.9	10.7	3.5	7.5	15	14.7	15.1	12.2	16.2										

SIGN NUMBER: 102A,104A
 TYPE: B
 QUANTITY: 2
 SIGN WIDTH: 132"
 HEIGHT: 30"
 TOTAL AREA: 27.5 Sq.Ft.
 BORDER TYPE: FLUSH
 RADII: 3"
 WIDTH: 2"
 RECESS: 0"
 NO. Z BARS: 2
 LENGTH: 124.0

BACKG COLOR: Green
 COPY COLOR: White

SYMBOL	X	Y	WID	HT

MAT'L: 0.125" (3.2MM) ALUMINUM

DESIGN BY: RRH CHECKED BY: BLW DATE: Feb 06, 2018
 PROJECT ID: R-2707D DIV: 12

BORDER R=3" TH=2"

Spacing Factor is 1 unless specified otherwise

USE NOTES
 1. Legend and border (except those that are colored black) shall be direct applied Grade C sheeting.
 2. Background shall be Grade C reflective sheeting.

LETTER POSITIONS

Letter spacings are to start of next letter

Series/Size Text Length	E	X	I	T																
E 2000	21.7	9.2	11.1	3.8	7.5	78.7														
E 2000		2	0	3																
	68.3	14.7	15.1	12.2	21.7															

SIGN NUMBER: 102B
 TYPE: A
 QUANTITY: 1
 SIGN WIDTH: 216"
 HEIGHT: 132"
 TOTAL AREA: 198.0 Sq.Ft.
 BORDER TYPE: FLUSH
 RADII: 12"
 WIDTH: 2"
 RECESS: 0"
 NO. Z BARS: 3
 LENGTH: 208.0

BACKG COLOR: Green
 COPY COLOR: White

SYMBOL	X	Y	WID	HT
NC243A	56	64.8	36	36
NC243A	124	64.8	36	36

MAT'L: 0.125" (3.2MM) ALUMINUM

DESIGN BY: RRH CHECKED BY: BLW DATE: Mar 28, 2023
 PROJECT ID: R-2707D DIV: 12

BORDER R=12" TH=2"

Spacing Factor is 1 unless specified otherwise

USE NOTES
 1. Legend and border (except those that are colored black) shall be direct applied Grade C sheeting.
 2. Background shall be Grade C reflective sheeting.
 3. Shields; A, B, and C type arrows shall be on 0.032" (0.8mm) aluminum and demountable.

LETTER POSITIONS

Letter spacings are to start of next letter

Series/Size Text Length	T	O																		
E 2000	131.6	10.7	10.1	63.6																
EM 2000		C	h	e	r	r	y	v	i	l	l	e	R	d						
	15.9	17.4	15.5	15.5	11.8	10.1	16.5	17	9.6	9.6	8.2	10.6	16	15.8	10.6	15.9				
E 2000		3/4	M	I	L	E														
	71.5	25	15	12	4.4	9.2	7.5	71.5												

SIGN NUMBER: 103A,105A
 TYPE: B
 QUANTITY: 2
 SIGN WIDTH: 132"
 HEIGHT: 30"
 TOTAL AREA: 27.5 Sq.Ft.
 BORDER TYPE: FLUSH
 RADII: 3"
 WIDTH: 2"
 RECESS: 0"
 NO. Z BARS: 2
 LENGTH: 124.0

BACKG COLOR: Green
 COPY COLOR: White

SYMBOL	X	Y	WID	HT

MAT'L: 0.125" (3.2MM) ALUMINUM

DESIGN BY: RRH CHECKED BY: BLW DATE: Feb 05, 2018
 PROJECT ID: R-2707D DIV: 12

BORDER R=3" TH=2"

Spacing Factor is 1 unless specified otherwise

USE NOTES
 1. Legend and border (except those that are colored black) shall be direct applied Grade C sheeting.
 2. Background shall be Grade C reflective sheeting.

LETTER POSITIONS

Letter spacings are to start of next letter

Series/Size Text Length	E	X	I	T																
E 2000	21.7	9.2	11.1	3.8	7.5	78.7														
E 2000		2	0	8																
	68.3	14.7	15.2	12.2	21.7															

TIP NO. R-2707D SHEET NO. SIGN-4E

APPROVED: *Patsy L. Watson*
 SEAL 29449
 DATE: 4/27/2023

SEAL

DOCUMENT NOT CONSIDERED FINAL UNLESS ALL SIGNATURES COMPLETED

\$\$\$\$\$SYTIME\$\$\$\$\$
 \$\$\$DDON\$\$\$\$\$
 \$\$\$USERNAME\$\$\$\$\$

GROUND MOUNTED TYPE 'A' & 'B' SIGNS

SIGN NUMBER: 107
 TYPE: A
 QUANTITY: 1

BACKG COLOR: Green
 COPY COLOR: White

DESIGN BY: RRH CHECKED BY: BLW DATE: Feb 06, 2018
 PROJECT ID: R-2707D DIV: 12

SYMBOL	X	Y	WID	HT

MAT'L: 0.125" (3.2MM) ALUMINUM

USE NOTES

- Legend and border (except those that are colored black) shall be direct applied Grade C sheeting.
- Background shall be Grade C reflective sheeting.

LETTER POSITIONS

Letter spacings are to start of next letter															Series/Size Text Length
C	l	e	v	e	l	a	n	d							EM 2000
39.5	14.5	6.8	11.4	12.9	6.8	14.1	12.9	8.8	39.5						101.1
C	o	m	m		C	o	l	l	e	g	e				EM 2000
15.5	13.3	13.2	20	14.6	13.3	13.3	13.2	8	6.8	11.7	12.9	8.8	15.5		149
E	X	I	T		2	0	8								E 2000
46.2	8.9	10.7	3.5	7.5	15	14.7	15.1	12.2	46.2						87.6

SIGN NUMBER: 108
 TYPE: A
 QUANTITY: 1

BACKG COLOR: Green
 COPY COLOR: White

DESIGN BY: RRH CHECKED BY: BLW DATE: Mar 12, 2023
 PROJECT ID: R-2707D DIV: 12

SYMBOL	X	Y	WID	HT
M1-5-3-24-70	17.4	72.4	18	18
M1_4	59.3	23.3	18	18
D1-5 THRU/RT ARROW	22.4	7.1	29.1	50.2

MAT'L: 0.125" (3.2MM) ALUMINUM

USE NOTES

- Legend and border (except those that are colored black) shall be direct applied Grade C sheeting.
- Background shall be Grade C reflective sheeting.

LETTER POSITIONS

Letter spacings are to start of next letter															Series/Size Text Length
E	A	S	T												D 2000
18.3	3.7	0.9	4.7	3.8	3.1	55.5									16.2
C	h	e	r	r	y	v	i	l	l	e					D 2000
6.8	5.3	4.4	4.4	3	2.5	4.7	5	2.2	2.2	1.9	3.5	44			39.1
E	A	S	T												D 2000
60.2	3.7	0.9	4.6	3.8	3.1	13.6									16.2
B	Y	-	P	A	S	S									D 2000
55.1	3.8	4.6	2.5	3.7	4.6	3.9	3.4	8.4							26.6
G	a	s	t	o	n	i	a								D 2000
53.5	5	4.2	3.1	2.8	4.6	4.7	1.9	3.4	6.8						29.6

TIP NO. R-2707D SHEET NO. SIGN-4G

APPROVED: *Betsy L. Watson*

DATE: 4/27/2023

SEAL

DOCUMENT NOT CONSIDERED FINAL UNLESS ALL SIGNATURES COMPLETED

SIGN NUMBER: 109
 TYPE: A
 QUANTITY: 1

BACKG COLOR: Green
 COPY COLOR: White

DESIGN BY: RRH CHECKED BY: BLW DATE: Apr 06, 2023
 PROJECT ID: R-2707D DIV: 12

SYMBOL	X	Y	WID	HT
M1_4	24.3	43.4	24	24

MAT'L: 0.125" (3.2MM) ALUMINUM

USE NOTES

- Legend and border (except those that are colored black) shall be direct applied Grade C sheeting.
- Background shall be Grade C reflective sheeting.
- Shields; A, B, and C type arrows shall be on 0.032" (0.8mm) aluminum and demountable.

LETTER POSITIONS

Letter spacings are to start of next letter															Series/Size Text Length
B	Y	-	P	A	S	S									E 2000
11.1	7.4	8.7	4.1	7.1	9	7.6	6.5	40.5							50.4
W	E	S	T												E 2000
58.3	10.6	1.4	7.1	7.4	6	11.1									32.5
A	s	h	e	v	i	l	l	e							EM 2000
11.7	12.2	10.3	10.3	9.2	11.3	6.4	6.4	5.4	7	11.7					78.6
K	E	E	P	L	E	F	T								E 2000
18.4	7.9	7.6	7.6	6.5	8	7.4	7.6	6.6	6	18.4					65.2

SIGN NUMBER: 110
 TYPE: A
 QUANTITY: 1

BACKG COLOR: Green
 COPY COLOR: White

DESIGN BY: RRH CHECKED BY: BLW DATE: Apr 01, 2019
 PROJECT ID: R-2707D DIV: 12

SYMBOL	X	Y	WID	HT
M1_4	15.5	43.8	24	24

MAT'L: 0.125" (3.2MM) ALUMINUM

USE NOTES

- Legend and border (except those that are colored black) shall be direct applied Grade C sheeting.
- Background shall be Grade C reflective sheeting.
- Shields; A, B, and C type arrows shall be on 0.032" (0.8mm) aluminum and demountable.

LETTER POSITIONS

Letter spacings are to start of next letter															Series/Size Text Length
E	A	S	T												E 2000
49.5	7.5	1	9	7.4	6	15.5									30.9
G	a	s	t	o	n	i	a								EM 2000
11.6	10.9	10.2	9.3	8	10.6	11.3	5.5	7.1	11.6						72.9
K	E	E	P	R	I	G	H	T							E 2000
12.4	7.9	7.6	7.6	6.5	8	8.1	3.3	8.3	7.8	6	12.4				71.1

GROUND MOUNTED TYPE 'A' & 'B' SIGNS

\$\$\$\$\$SYTIME\$\$\$\$\$
 \$\$\$\$\$\$DGN\$\$\$\$\$
 \$\$\$\$\$\$USERNAM\$\$\$\$\$

SIGN NUMBER: 111
 TYPE: A
 QUANTITY: 1
 SIGN WIDTH: 150"
 HEIGHT: 132"
 TOTAL AREA: 137.5 Sq.Ft.
 BORDER TYPE: FLUSH
 RADII: 12"
 WIDTH: 2"
 RECESS: 0"
 NO. Z BARS: 3
 LENGTH: 142.0

BACKG COLOR: Green
 COPY COLOR: White

SYMBOL	X	Y	WID	HT
M1_4	36.2	64.4	36	36

MAT'L: 0.125" (3.2MM) ALUMINUM

DESIGN BY: RRH
 CHECKED BY: BLW
 PROJECT ID: R-2707D
 DIV: 12
 DATE: Mar 13, 2023

Spacing Factor is 1 unless specified otherwise

USE NOTES

- Legend and border (except those that are colored black) shall be direct applied Grade C sheeting.
- Background shall be Grade C reflective sheeting.
- Shields; A, B, and C type arrows shall be on 0.032" (0.8mm) aluminum and demountable.

LETTER POSITIONS

Letter spacings are to start of next letter

	B	Y	-	P	A	S	S			Series/Size
	16.4	11	13.1	6.1	10.7	13.6	11.4	9.7	58	E 2000
										75.6
										E 2000
	87.2	11.3	1.5	13.6	11	9	16.4			46.4
										EM 2000
	20.5	16.3	15.2	13.9	12	15.8	17	8.2	10.6	20.5
										E 2000
	25.9	8.9	10.7	3.5	7.5	15	4.5	15	12	4.4
										98.2

SIGN NUMBER: 112
 TYPE: A
 QUANTITY: 1
 SIGN WIDTH: 150"
 HEIGHT: 132"
 TOTAL AREA: 137.5 Sq.Ft.
 BORDER TYPE: FLUSH
 RADII: 12"
 WIDTH: 2"
 RECESS: 0"
 NO. Z BARS: 3
 LENGTH: 142.0

BACKG COLOR: Green
 COPY COLOR: White

SYMBOL	X	Y	WID	HT
M1_4	36.2	64.4	36	36

MAT'L: 0.125" (3.2MM) ALUMINUM

DESIGN BY: RRH
 CHECKED BY: BLW
 PROJECT ID: R-2707D
 DIV: 12
 DATE: Mar 13, 2023

Spacing Factor is 1 unless specified otherwise

USE NOTES

- Legend and border (except those that are colored black) shall be direct applied Grade C sheeting.
- Background shall be Grade C reflective sheeting.
- Shields; A, B, and C type arrows shall be on 0.032" (0.8mm) aluminum and demountable.

LETTER POSITIONS

Letter spacings are to start of next letter

	B	Y	-	P	A	S	S			Series/Size
	16.4	11	13.1	6.1	10.7	13.6	11.4	9.7	58	E 2000
										75.6
										E 2000
	87.2	11.3	1.5	13.6	11	9	16.4			46.4
										EM 2000
	20.5	16.3	15.2	13.9	12	15.8	17	8.2	10.6	20.5
										E 2000
	17.2	8.9	10.7	3.5	7.5	15	22	15	12	4.4
										115.7

SIGN NUMBER: 113
 TYPE: A
 QUANTITY: 1
 SIGN WIDTH: 150"
 HEIGHT: 150"
 TOTAL AREA: 156.3 Sq.Ft.
 BORDER TYPE: FLUSH
 RADII: 12"
 WIDTH: 2"
 RECESS: 0"
 NO. Z BARS: 4
 LENGTH: 142.0

BACKG COLOR: Green
 COPY COLOR: White

SYMBOL	X	Y	WID	HT
M1_4	36.2	78.1	36	36
AR_Type A	61.2	10.5	22.3	35

MAT'L: 0.125" (3.2MM) ALUMINUM

DESIGN BY: RRH
 CHECKED BY: BLW
 PROJECT ID: R-2707D
 DIV: 12
 DATE: Mar 10, 2023

Spacing Factor is 1 unless specified otherwise

USE NOTES

- Legend and border (except those that are colored black) shall be direct applied Grade C sheeting.
- Background shall be Grade C reflective sheeting.
- Shields; A, B, and C type arrows shall be on 0.032" (0.8mm) aluminum and demountable.

LETTER POSITIONS

Letter spacings are to start of next letter

	B	Y	-	P	A	S	S			Series/Size
	16.4	11	13.1	6.1	10.7	13.6	11.4	9.7	58	E 2000
										75.6
										E 2000
	87.2	11.3	1.5	13.6	11	9	16.4			46.4
										EM 2000
	20.5	16.3	15.2	13.9	12	15.8	17	8.2	10.6	20.5

SIGN NUMBER: 114
 TYPE: A
 QUANTITY: 1
 SIGN WIDTH: 156"
 HEIGHT: 60"
 TOTAL AREA: 65.0 Sq.Ft.
 BORDER TYPE: FLUSH
 RADII: 9"
 WIDTH: 0.75"
 RECESS: 0"
 NO. Z BARS: 2
 LENGTH: 148.0

BACKG COLOR: Green
 COPY COLOR: White

SYMBOL	X	Y	WID	HT
M1-5-3-24-70	9.3	21	18	18
M1-5-3-24-70	36.6	21	18	18
M1-5-3-24-70	121.4	21	18	18
D1-5-LT_RT	60.6	4.9	50.2	37.9
ARROW_REV				

MAT'L: 0.125" (3.2MM) ALUMINUM

DESIGN BY: RRH
 CHECKED BY: BLW
 PROJECT ID: R-2707D
 DIV: 12
 DATE: Mar 13, 2023

Spacing Factor is 1 unless specified otherwise

USE NOTES

- Legend and border (except those that are colored black) shall be direct applied Grade C sheeting.
- Background shall be Grade C reflective sheeting.

LETTER POSITIONS

Letter spacings are to start of next letter

	W	E	S	T						Series/Size
	10	5.3	0.9	3.6	3.8	3.1	129.3			D 2000
										16.7
										D 2000
	41.2	4.5	4.3	106						8.8
										D 2000
	122.3	3.7	0.9	4.7	3.8	3.1	17.5			16.2
										D 2000
	6.1	5	4.4	4.4	2.2	4.1	4.5	125.4		24.5
										D 2000
	110.8	5.3	4.4	4.4	3	2.5	4.7	5	2.2	2.2
										1.9
										3.5
										6.1

TIP NO. R-2707D SHEET NO. SIGN-4H

APPROVED: *Betsy L. Watson*

DATE: 4/27/2023

SEAL

DOCUMENT NOT CONSIDERED FINAL
 UNLESS ALL SIGNATURES COMPLETED

\$\$\$\$\$SYTIME\$\$\$\$\$
 \$\$\$DGN\$\$\$\$\$
 \$\$\$USERNAME\$\$\$\$\$

GROUND MOUNTED TYPE 'A' & 'B' SIGNS

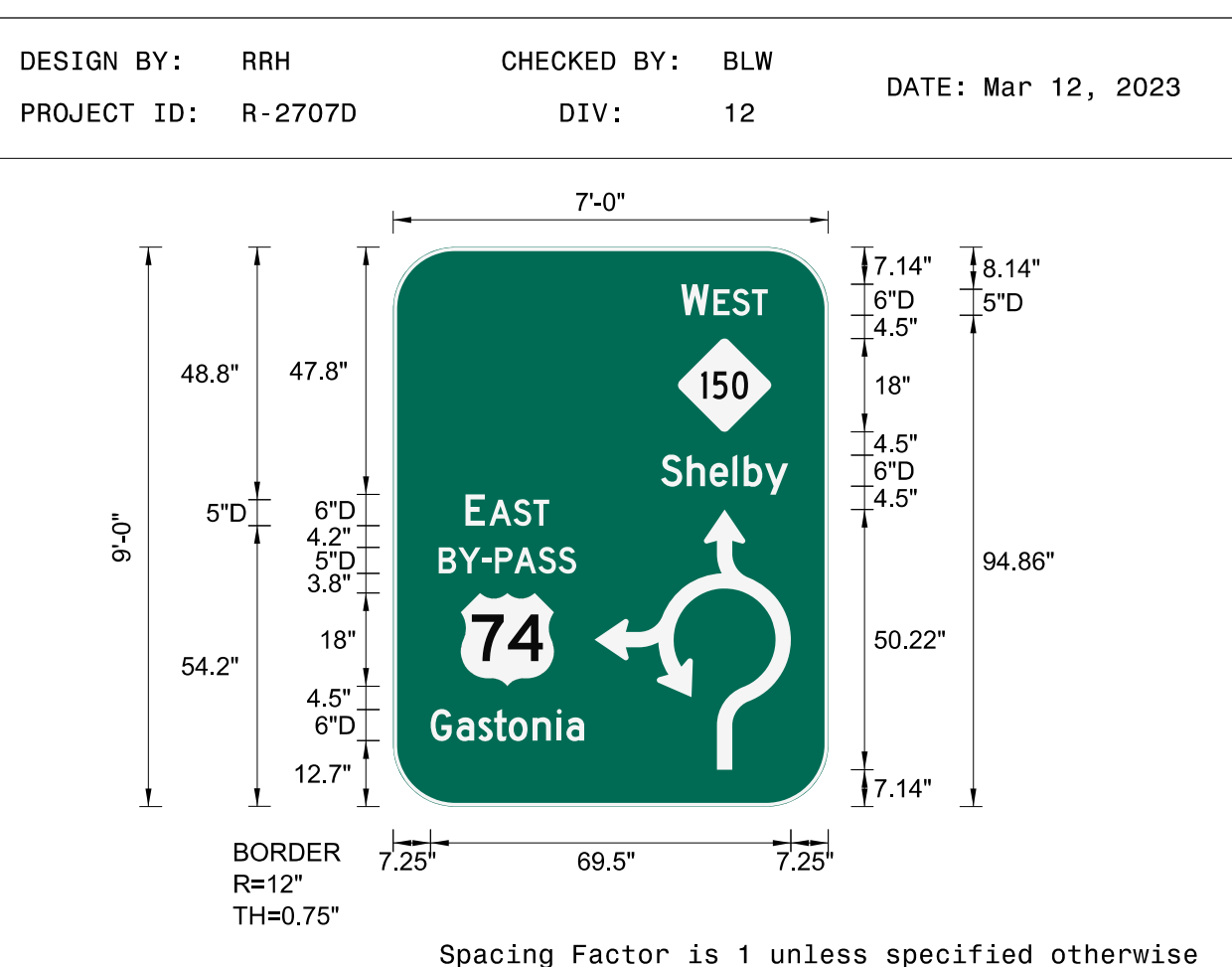
SIGN NUMBER: 115
 TYPE: A
 QUANTITY: 1

BACKG COLOR: Green
 COPY COLOR: White

SYMBOL	X	Y	WID	HT
M1-5-3-24-70	55	72.4	18	18
M1_4	13	23.3	18	18
D1-5 LY/ THRU ARROW	38.9	7.1	37.9	50.2

BORDER TYPE: FLUSH
 RADI: 12"
 WIDTH: 0.75"
 RECESS: 0"
 NO. Z BARS: 3
 LENGTH: 76.0

MAT'L: 0.125" (3.2MM) ALUMINUM



USE NOTES

- Legend and border (except those that are colored black) shall be direct applied Grade C sheeting.
- Background shall be Grade C reflective sheeting.

LETTER POSITIONS

Letter spacings are to start of next letter

	W	E	S	T																	Series/Size Text Length	
55.6	5.3	0.9	3.6	3.8	3.1	11.7															D 2000	
																						16.7
	S	h	e	l	b	y																D 2000
51.7	5	4.4	4.4	2.2	4.1	4.5	7.8															24.5
	E	A	S	T																		D 2000
14	3.7	0.9	4.7	3.8	3.1	53.9																16.2
	B	Y	-	P	A	S	S															D 2000
8.8	3.8	4.6	2.5	3.7	4.6	3.9	3.4	48.7														26.6
	G	a	s	t	o	n	i	a														D 2000
7.2	5	4.2	3.1	2.8	4.6	4.7	1.9	3.4	47.1													29.6

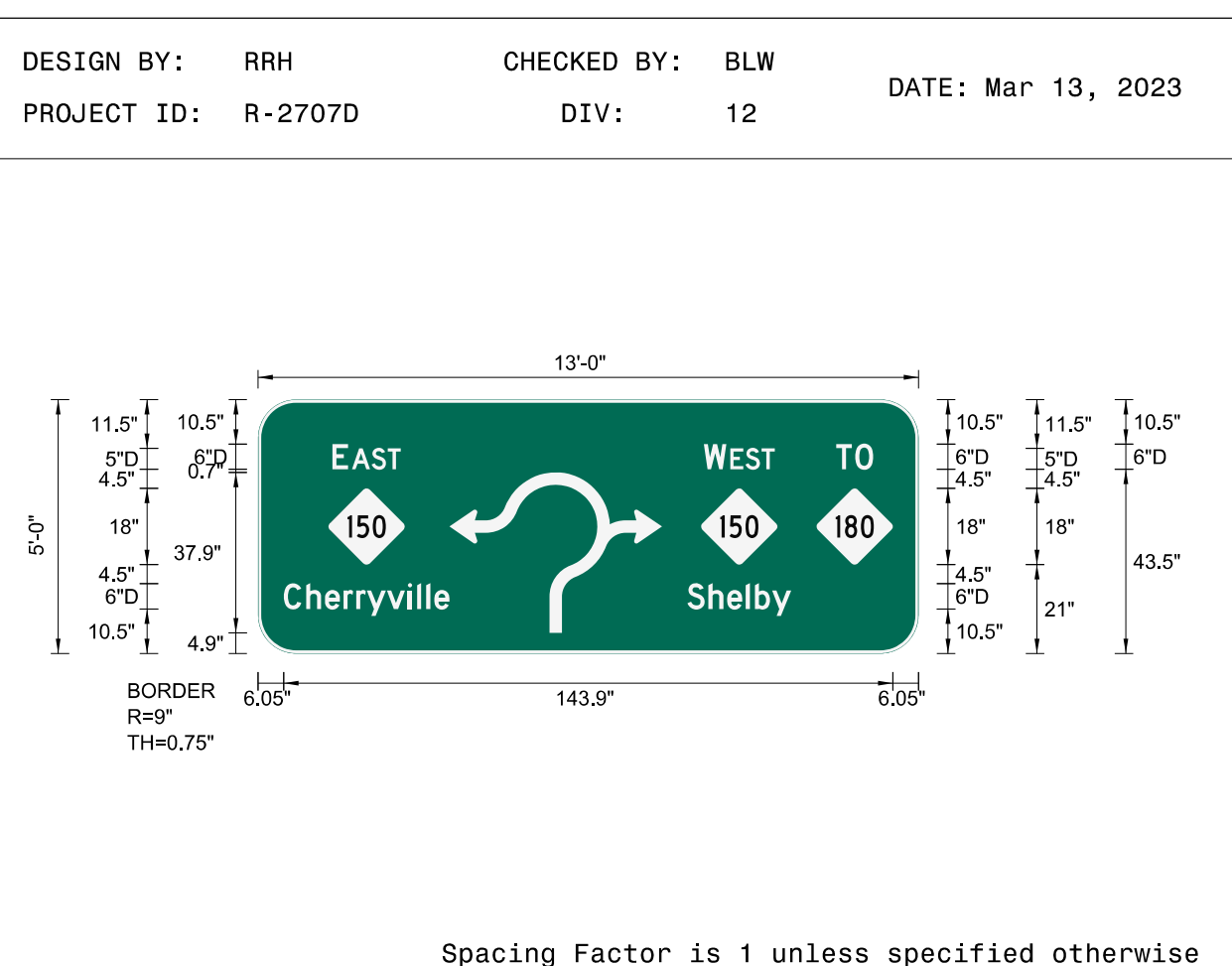
SIGN NUMBER: 116
 TYPE: A
 QUANTITY: 1

BACKG COLOR: Green
 COPY COLOR: White

SYMBOL	X	Y	WID	HT
M1-5-3-24-70	16.6	21	18	18
M1-5-3-24-70	104.7	21	18	18
M1-5-3-24-70	131.9	21	18	18
D1-5 LY_RT ARROW REV	45.2	4.9	50.2	37.9

BORDER TYPE: FLUSH
 RADI: 9"
 WIDTH: 0.75"
 RECESS: 0"
 NO. Z BARS: 2
 LENGTH: 148.0

MAT'L: 0.125" (3.2MM) ALUMINUM



USE NOTES

- Legend and border (except those that are colored black) shall be direct applied Grade C sheeting.
- Background shall be Grade C reflective sheeting.

LETTER POSITIONS

Letter spacings are to start of next letter

	E	A	S	T																		Series/Size Text Length	
17.5	3.7	0.9	4.7	3.8	3.1	122.3																D 2000	
																							16.2
	W	E	S	T																		D 2000	
105.3	5.3	0.9	3.6	3.8	3.1	34																16.7	
	T	O																				D 2000	
136.6	4.5	4.3	10.7																			8.8	
	C	h	e	r	r	y	v	i	l	l	e											D 2000	
6.1	5.3	4.4	4.4	3	2.5	4.7	5	2.2	2.2	1.9	3.5	110.8										39.1	
	S	h	e	l	b	y																D 2000	
101.4	5	4.4	4.4	2.2	4.1	4.5	30.1															24.5	

TIP NO. R-2707D SHEET NO. SIGN-4I

APPROVED: *Betsy L. Watson*

DATE: 4/27/2023

SEAL

DOCUMENT NOT CONSIDERED FINAL
 UNLESS ALL SIGNATURES COMPLETED

\$\$\$\$\$SYTIME\$\$\$\$\$
 \$\$\$\$\$\$DGN\$\$\$\$\$
 \$\$\$\$\$\$USERNAME\$\$\$\$\$

GROUND MOUNTED TYPE 'A' & 'B' SIGNS

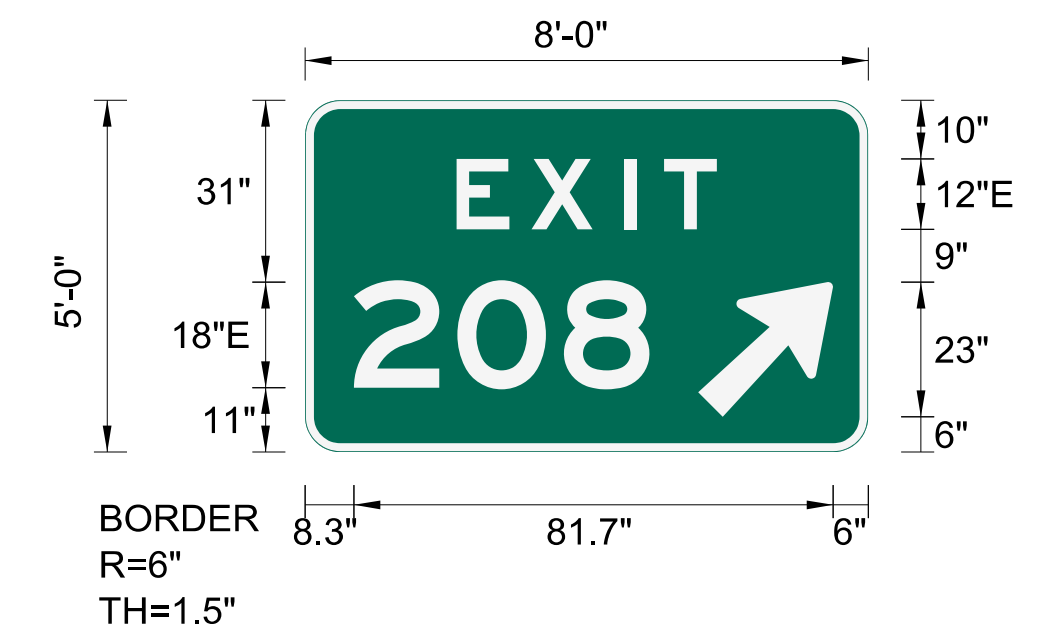
SIGN NUMBER: 201A,203
 TYPE: A
 QUANTITY: 2
 SIGN WIDTH: 96"
 HEIGHT: 60"
 TOTAL AREA: 40.0 Sq.Ft.
 BORDER TYPE: FLUSH
 RADII: 6"
 WIDTH: 1.5"
 RECESS: 0"
 NO. Z BARS: 2
 LENGTH: 88.0

BACKG COLOR: Green
 COPY COLOR: White

SYMBOL	X	Y	WID	HT
AR_Type A	67	6	18.5	29.2

MAT'L: 0.125" (3.2MM) ALUMINUM

DESIGN BY: RRH
 PROJECT ID: R-2707D
 CHECKED BY: BLW
 DIV: 12
 DATE: Feb 06, 2018



Spacing Factor is 1 unless specified otherwise

USE NOTES
 1. Legend and border (except those that are colored black) shall be direct applied Grade C sheeting.
 2. Background shall be Grade C reflective sheeting.
 3. Shields; A, B, and C type arrows shall be on 0.032" (0.8mm) aluminum and demountable.

LETTER POSITIONS

Letter spacings are to start of next letter

	E	X	I	T						Series/Size Text Length
	25.8	12.8	15.8	6.8	9	25.8				E 2000
		2	0	8						E 2000
	8.3	17.6	18.2	14.6	37.3					50.4

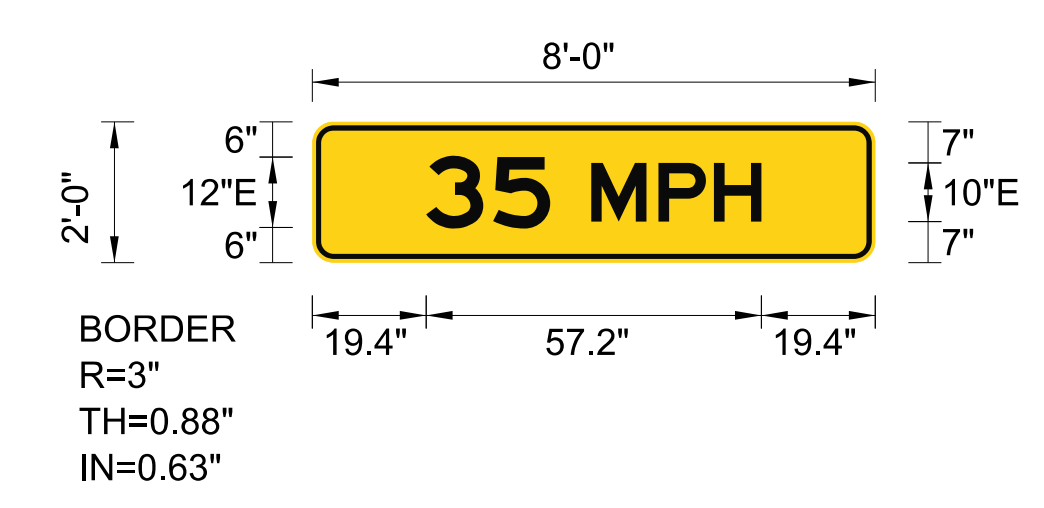
SIGN NUMBER: 201B
 TYPE: B
 QUANTITY: 1
 SIGN WIDTH: 96"
 HEIGHT: 24"
 TOTAL AREA: 16.0 Sq.Ft.
 BORDER TYPE: RECESSED
 RADII: 3"
 WIDTH: 0.88"
 RECESS: 0.63"
 NO. Z BARS: 2
 LENGTH: 88.0

BACKG COLOR: Yellow
 COPY COLOR: Black

SYMBOL	X	Y	WID	HT
AR_Type A	67	6	18.5	29.2

MAT'L: 0.125" (3.2MM) ALUMINUM

DESIGN BY: RRH
 PROJECT ID: R-2707D
 CHECKED BY: BLW
 DIV: 12
 DATE: Feb 06, 2018



Spacing Factor is 1 unless specified otherwise

USE NOTES
 1. Legend and border shall be direct applied black non-reflective sheeting.
 2. Background shall be Grade C reflective sheeting.

LETTER POSITIONS

Letter spacings are to start of next letter

	3	5								Series/Size Text Length
	19.4	11.4	9.7	55.4						E 2000
		M	P	H						E 2000
	47.6	11.5	9.5	8.1	19.4					29

TIP NO. R-2707D SHEET NO. SIGN-4J

APPROVED: *Betsy L. Watson*

DATE: 4/27/2023

SEAL

DOCUMENT NOT CONSIDERED FINAL UNLESS ALL SIGNATURES COMPLETED

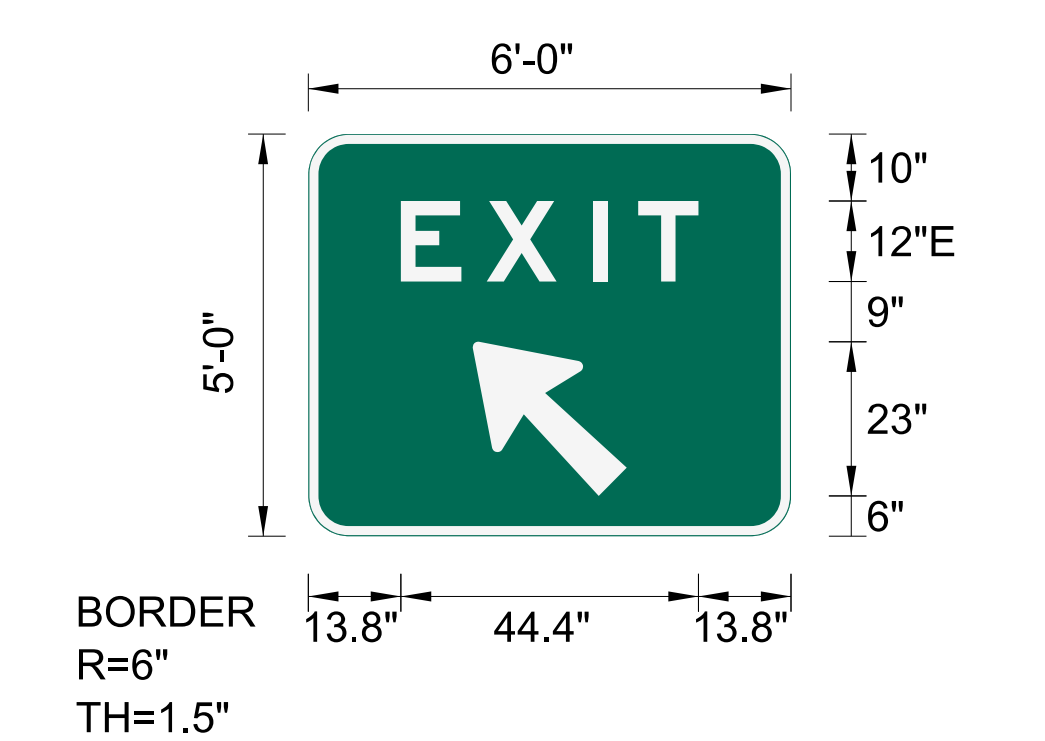
SIGN NUMBER: 202
 TYPE: A
 QUANTITY: 1
 SIGN WIDTH: 72"
 HEIGHT: 60"
 TOTAL AREA: 30.0 Sq.Ft.
 BORDER TYPE: FLUSH
 RADII: 6"
 WIDTH: 1.5"
 RECESS: 0"
 NO. Z BARS: 2
 LENGTH: 64.0

BACKG COLOR: Green
 COPY COLOR: White

SYMBOL	X	Y	WID	HT
AR_Type A	24.5	6	18.5	29.2

MAT'L: 0.125" (3.2MM) ALUMINUM

DESIGN BY: RRH
 PROJECT ID: R-2707D
 CHECKED BY: BLW
 DIV: 12
 DATE: Apr 01, 2019



Spacing Factor is 1 unless specified otherwise

USE NOTES
 1. Legend and border (except those that are colored black) shall be direct applied Grade C sheeting.
 2. Background shall be Grade C reflective sheeting.
 3. Shields; A, B, and C type arrows shall be on 0.032" (0.8mm) aluminum and demountable.

LETTER POSITIONS

Letter spacings are to start of next letter

	E	X	I	T						Series/Size Text Length
	13.8	12.8	15.8	6.8	9	13.8				E 2000
										44.4

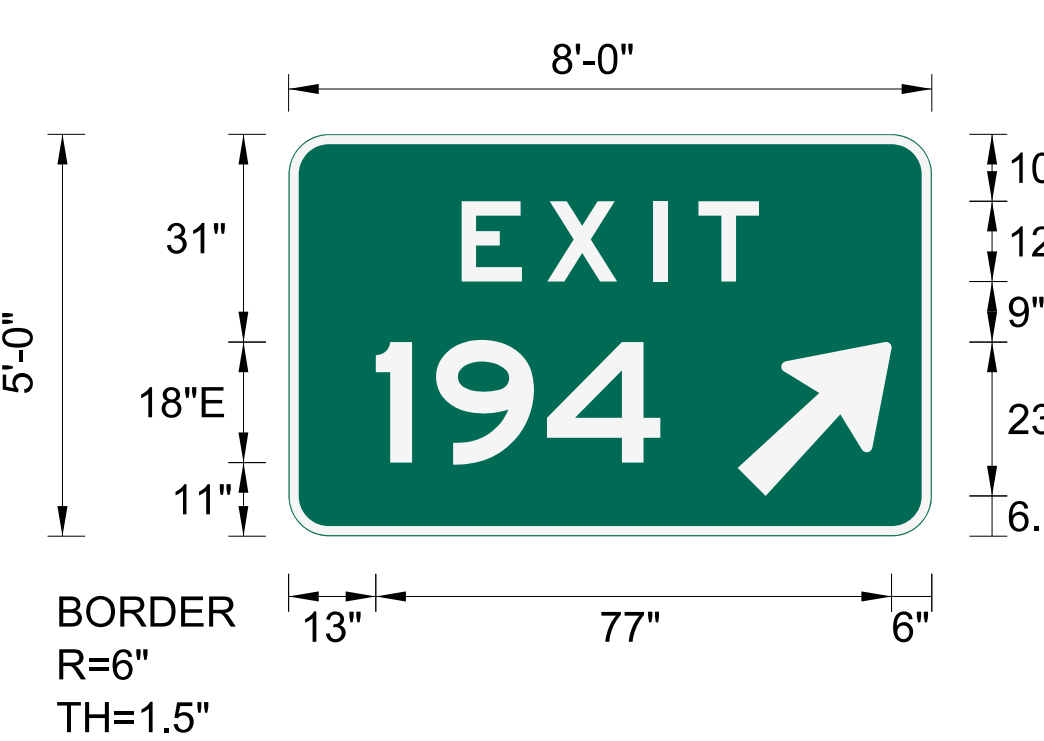
SIGN NUMBER: 204
 TYPE: A
 QUANTITY: 1
 SIGN WIDTH: 96"
 HEIGHT: 60"
 TOTAL AREA: 40.0 Sq.Ft.
 BORDER TYPE: FLUSH
 RADII: 6"
 WIDTH: 1.5"
 RECESS: 0"
 NO. Z BARS: 2
 LENGTH: 88.0

BACKG COLOR: Green
 COPY COLOR: White

SYMBOL	X	Y	WID	HT
AR_Type A	67	6	18.5	29.2

MAT'L: 0.125" (3.2MM) ALUMINUM

DESIGN BY: RRH
 PROJECT ID: R-2707D
 CHECKED BY: BLW
 DIV: 12
 DATE: Mar 10, 2023



Spacing Factor is 1 unless specified otherwise

USE NOTES
 1. Legend and border (except those that are colored black) shall be direct applied Grade C sheeting.
 2. Background shall be Grade C reflective sheeting.
 3. Shields; A, B, and C type arrows shall be on 0.032" (0.8mm) aluminum and demountable.

LETTER POSITIONS

Letter spacings are to start of next letter

	E	X	I	T						Series/Size Text Length
	25.8	12.8	15.8	6.8	9	25.8				E 2000
		1	9	4						E 2000
	13	9	16.6	16.9	40.5					42.5

\$\$\$\$\$SYTIME\$\$\$\$\$
 \$\$\$DDN\$\$\$\$\$
 \$\$\$USERNAME\$\$\$\$\$

EXIT GORE SIGNS

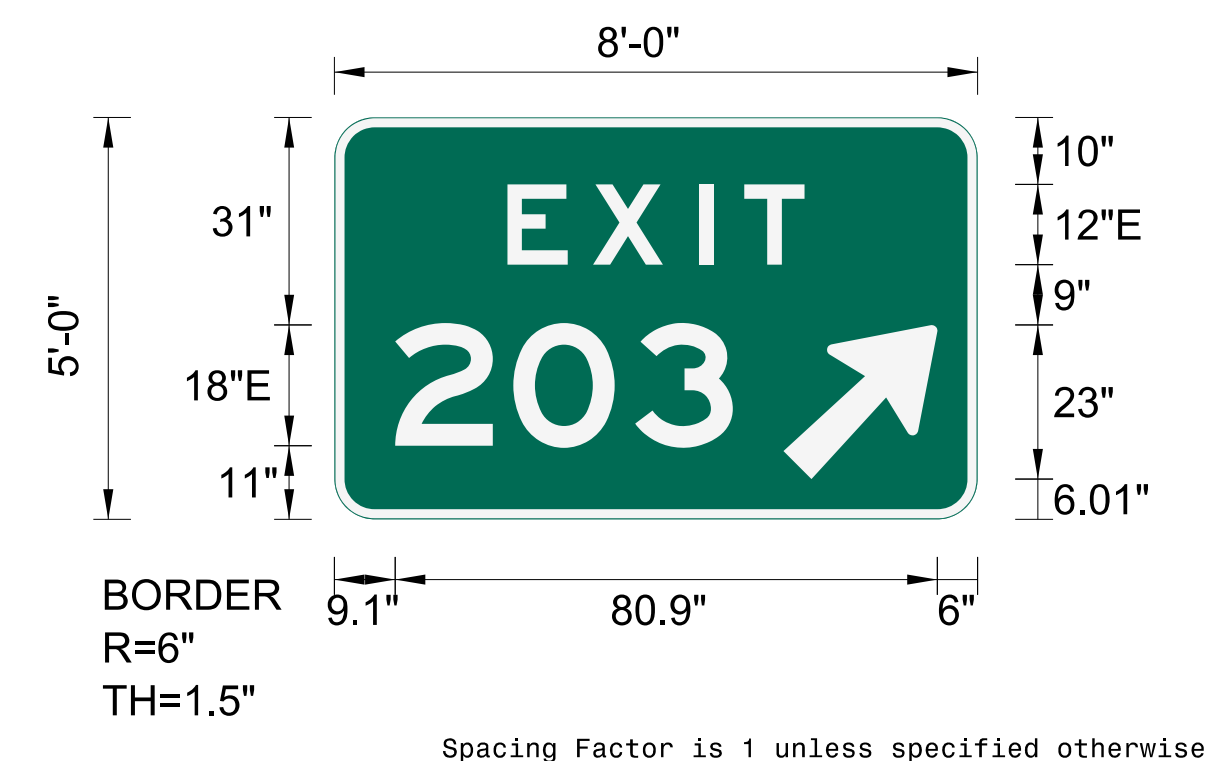
SIGN NUMBER: 205
 TYPE: A
 QUANTITY: 1
 SIGN WIDTH: 96"
 HEIGHT: 60"
 TOTAL AREA: 40.0 Sq.Ft.
 BORDER TYPE: FLUSH
 RADIUS: 6"
 WIDTH: 1.5"
 RECESS: 0"
 NO. Z BARS: 2
 LENGTH: 88.0

BACKG COLOR: Green
 COPY COLOR: White

SYMBOL	X	Y	WID	HT
AR_Type A	67	6	18.5	29.2

MAT'L: 0.125" (3.2MM) ALUMINUM

DESIGN BY: RRH
 PROJECT ID: R-2707D
 CHECKED BY: BLW
 DIV: 12
 DATE: Mar 10, 2023



USE NOTES

- Legend and border (except those that are colored black) shall be direct applied Grade C sheeting.
- Background shall be Grade C reflective sheeting.
- Shields; A, B, and C type arrows shall be on 0.032" (0.8mm) aluminum and demountable.

LETTER POSITIONS

Letter spacings are to start of next letter

	E	X	I	T																Series/Size Text Length
	25.8	12.8	15.8	6.8	9	25.8														E 2000 44.4
		2	0	3																E 2000 50.4
	9.1	17.6	18.2	14.6	36.5															

\$\$\$\$\$SYTIME\$\$\$\$\$
 \$\$\$\$DGN\$\$\$\$\$
 \$\$\$\$.USERNAME\$\$\$\$\$

TIP NO: R-2707D	SHEET NO: SIGN-4K
APPROVED: <i>Betsy L. Watson</i> <small>REGISTERED PROFESSIONAL ENGINEER</small>	
DATE: 4/27/2023	
SEAL 	
DOCUMENT NOT CONSIDERED FINAL UNLESS ALL SIGNATURES COMPLETED	

EXIT GORE SIGNS

SIGN NUMBER: 301,302
 TYPE: D
 QUANTITY: 2

BACKG COLOR: Green
 COPY COLOR: White

SIGN WIDTH: 30"
 HEIGHT: 12"
 TOTAL AREA: 2.5 Sq.Ft.

BORDER TYPE: FLUSH
 RADII: 1.5"
 WIDTH: 0.75"
 RECESS: 0"

NO. Z BARS:
 LENGTH:

SYMBOL	X	Y	WID	HT

MAT'L: 0.063" (1.6MM) ALUMINUM

DESIGN BY: RRH CHECKED BY: BLW DATE: Feb 06, 2018
 PROJECT ID: R-2707D DIV: 12



BORDER R=1.5" TH=0.75"
 MOUNT ON ONE "U" POST

Spacing Factor is 1 unless specified otherwise

USE NOTES
 1. Legend and border (except those that are colored black) shall be direct applied Grade C sheeting.
 2. Background shall be Grade C reflective sheeting.

LETTER POSITIONS

Letter spacings are to start of next letter

	2	0	6	7																	Series/Size Text Length	
	5	5.3	5.5	5.1	4.1	5															D 2000	
																						20

SIGN NUMBER: 303,304
 TYPE: D
 QUANTITY: 2

BACKG COLOR: Green
 COPY COLOR: White

SIGN WIDTH: 30"
 HEIGHT: 12"
 TOTAL AREA: 2.5 Sq.Ft.

BORDER TYPE: FLUSH
 RADII: 1.5"
 WIDTH: 0.75"
 RECESS: 0"

NO. Z BARS:
 LENGTH:

SYMBOL	X	Y	WID	HT

MAT'L: 0.063" (1.6MM) ALUMINUM

DESIGN BY: RRH CHECKED BY: BLW DATE: Feb 06, 2018
 PROJECT ID: R-2707D DIV: 12



BORDER R=1.5" TH=0.75"
 MOUNT ON ONE "U" POST

Spacing Factor is 1 unless specified otherwise

USE NOTES
 1. Legend and border (except those that are colored black) shall be direct applied Grade C sheeting.
 2. Background shall be Grade C reflective sheeting.

LETTER POSITIONS

Letter spacings are to start of next letter

	2	0	5	2																	Series/Size Text Length	
	5	5.3	5.5	5.3	4.1	5																D 2000
																						20.2

TIP NO. R-2707D SHEET NO. SIGN-4L

APPROVED: *Betsy L. Watson*

DATE: 4/27/2023

SEAL

DOCUMENT NOT CONSIDERED FINAL
 UNLESS ALL SIGNATURES COMPLETED

SIGN NUMBER: 305,306
 TYPE: D
 QUANTITY: 2

BACKG COLOR: Green
 COPY COLOR: White

SIGN WIDTH: 30"
 HEIGHT: 12"
 TOTAL AREA: 2.5 Sq.Ft.

BORDER TYPE: FLUSH
 RADII: 1.5"
 WIDTH: 0.75"
 RECESS: 0"

NO. Z BARS:
 LENGTH:

SYMBOL	X	Y	WID	HT

MAT'L: 0.063" (1.6MM) ALUMINUM

DESIGN BY: RRH CHECKED BY: BLW DATE: Feb 06, 2018
 PROJECT ID: R-2707D DIV: 12



BORDER R=1.5" TH=0.75"
 MOUNT ON ONE "U" POST

Spacing Factor is 1 unless specified otherwise

USE NOTES
 1. Legend and border (except those that are colored black) shall be direct applied Grade C sheeting.
 2. Background shall be Grade C reflective sheeting.

LETTER POSITIONS

Letter spacings are to start of next letter

	2	0	4	7																	Series/Size Text Length	
	5	5.3	5	5.6	4.1	5																D 2000
																						20

SIGN NUMBER: 307
 TYPE: D
 QUANTITY: 1

BACKG COLOR: Green
 COPY COLOR: White

SIGN WIDTH: 54"
 HEIGHT: 30"
 TOTAL AREA: 11.3 Sq.Ft.

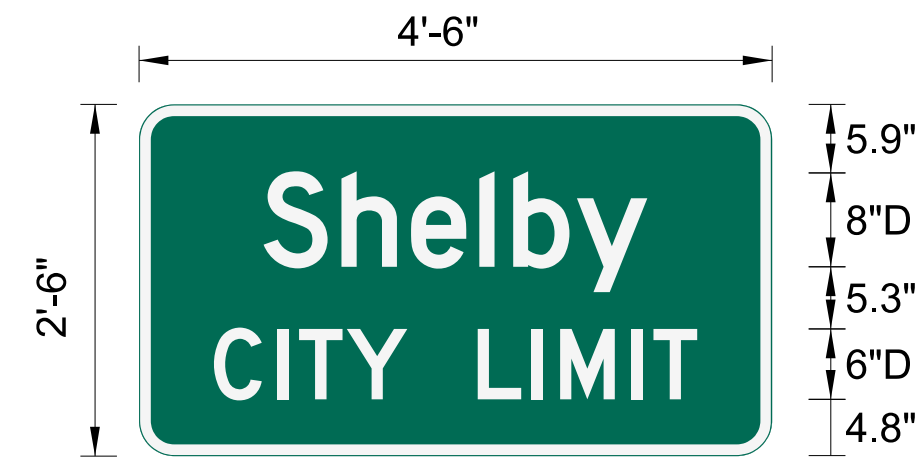
BORDER TYPE: FLUSH
 RADII: 3"
 WIDTH: 1"
 RECESS: 0"

NO. Z BARS:
 LENGTH:

SYMBOL	X	Y	WID	HT

MAT'L: 0.125" (3.2MM) ALUMINUM

DESIGN BY: RRH CHECKED BY: BLW DATE: Feb 06, 2018
 PROJECT ID: R-2707D DIV: 12



BORDER R=3" TH=1"
 MOUNT ON TWO "U" POSTS

Spacing Factor is 1 unless specified otherwise

USE NOTES
 1. Legend and border (except those that are colored black) shall be direct applied Grade C sheeting.
 2. Background shall be Grade C reflective sheeting.

LETTER POSITIONS

Letter spacings are to start of next letter

	S	h	e	l	b	y															Series/Size Text Length	
	10.6	6.6	5.9	5.8	2.9	5.4	6	10.6														D 2000
																						32.7
																						D 2000
	6.4	5.4	1.9	4.1	5.2	6	4.6	2.4	6.1	1.9	3.7	6.4									41.2	

\$\$\$\$\$SYSTIME\$\$\$\$\$
 \$\$\$\$CDON\$\$\$\$\$
 \$\$\$\$.USERNAME\$\$\$\$\$

TYPE 'D' SIGNS

SIGN NUMBER: 308,309
 TYPE: D
 QUANTITY: 2

BACKG COLOR: Green
 COPY COLOR: White

SYMBOL	X	Y	WID	HT

MAT'L: 0.125" (3.2MM) ALUMINUM

DESIGN BY: RRH
 PROJECT ID: R-2707D

CHECKED BY: BLW
 DIV: 12

DATE: Feb 06, 2018

BORDER R=3" TH=1" MOUNT ON TWO "U" POSTS

Spacing Factor is 1 unless specified otherwise

USE NOTES

- Legend and border (except those that are colored black) shall be direct applied Grade C sheeting.
- Background shall be Grade C reflective sheeting.

LETTER POSITIONS

Letter spacings are to start of next letter

Letter spacings are to start of next letter											Series/Size Text Length
B	u	f	f	a	l	o					D 2000
7.6	6.6	5.8	3.4	3.4	6.1	2.6	4.9	7.6			32.7
C	r	e	e	k							D 2000
10.4	7	3.7	5.5	5.8	5.1	10.4					27.2

SIGN NUMBER: 310
 TYPE: D
 QUANTITY: 1

BACKG COLOR: Blue
 COPY COLOR: White

SYMBOL	X	Y	WID	HT

MAT'L: 0.125" (3.2MM) ALUMINUM

DESIGN BY: RRH
 PROJECT ID: R-2707D

CHECKED BY: BLW
 DIV: 12

DATE: Feb 06, 2018

BORDER R=3" TH=1" MOUNT ON TWO "U" POSTS

Spacing Factor is 1 unless specified otherwise

USE NOTES

- Legend and border (except those that are colored black) shall be direct applied Grade C sheeting.
- Background shall be Grade C reflective sheeting.

LETTER POSITIONS

Letter spacings are to start of next letter

Letter spacings are to start of next letter														Series/Size Text Length	
H	i	g	h	w	a	y	P	a	t	r	o	l			D 2000
9.3	7.2	2.6	6.4	5.6	9.6	5.4	6	8	6.1	5.4	4.1	3.7	6.2	1.3	77.4
3/4	M	I	L	E											E 2000
24.7	16.7	10	7.2	2.6	5.5	4.5	24.7								46.5

SIGN NUMBER: 311
 TYPE: D
 QUANTITY: 1

BACKG COLOR: Green
 COPY COLOR: White

SYMBOL	X	Y	WID	HT
AR_Type D	7.9	28.7	6	9
AR_Type D	7.7	9.6	6	9

MAT'L: 0.125" (3.2MM) ALUMINUM

DESIGN BY: RRH
 PROJECT ID: R-2707D

CHECKED BY: BLW
 DIV: 12

DATE: Mar 29, 2023

BORDER R=3" TH=0.75" MOUNT ON TWO "U" POSTS

Spacing Factor is 1 unless specified otherwise

USE NOTES

- Legend and border (except those that are colored black) shall be direct applied Grade C sheeting.
- Background shall be Grade C reflective sheeting.

LETTER POSITIONS

Letter spacings are to start of next letter

Letter spacings are to start of next letter											Series/Size Text Length
A	s	h	e	v	i	l	l	e			D 2000
19.9	5.5	3.6	4.4	3.9	5	2.2	2.2	1.9	3.5	7.9	32.2
S	h	e	l	b	y						D 2000
25.2	5	4.4	4.4	2.2	4.1	4.5	10.2				24.5
G	a	s	t	o	n	i	a				D 2000
22.7	5	4.2	3.1	2.8	4.6	4.7	1.9	3.4	7.7		29.6

SIGN NUMBER: 312
 TYPE: D
 QUANTITY: 1

BACKG COLOR: Green
 COPY COLOR: White

SYMBOL	X	Y	WID	HT
AR_Type D	9.2	24.2	6	9
AR_Type D	44.6	5.1	6	9

MAT'L: 0.125" (3.2MM) ALUMINUM

DESIGN BY: RRH
 PROJECT ID: R-2707D

CHECKED BY: BLW
 DIV: 12

DATE: Mar 29, 2023

BORDER R=3" TH=0.75" MOUNT ON TWO "U" POSTS

Spacing Factor is 1 unless specified otherwise

USE NOTES

- Legend and border (except those that are colored black) shall be direct applied Grade C sheeting.
- Background shall be Grade C reflective sheeting.

LETTER POSITIONS

Letter spacings are to start of next letter

Letter spacings are to start of next letter														Series/Size Text Length	
S	h	e	l	b	y										D 2000
23.7	5	4.4	4.4	2.2	4.1	4.5	11.7								24.5
G	a	s	t	o	n	i	a								D 2000
21.2	5	4.2	3.1	2.8	4.6	4.7	1.9	3.4	9.2						29.6
A	s	h	e	v	i	l	e								D 2000
6.4	5.5	3.6	4.4	3.9	5	2.2	2.2	1.9	3.5	21.4					32.2

TIP NO. R-2707D SHEET NO. SIGN-4M

APPROVED: *Betsy L. Watson*

DATE: 4/27/2023

SEAL

DOCUMENT NOT CONSIDERED FINAL
 UNLESS ALL SIGNATURES COMPLETED

\$\$\$\$\$SYTIME\$\$\$\$\$
 \$\$\$\$\$\$DGN\$\$\$\$\$
 \$\$\$\$\$\$USERNAME\$\$\$\$\$

TYPE 'D' SIGNS

SIGN NUMBER: 313
 TYPE: D
 QUANTITY: 1
 SIGN WIDTH: 60"
 HEIGHT: 24"
 TOTAL AREA: 10.0 Sq.Ft.
 BORDER TYPE: FLUSH
 RADII: 3"
 WIDTH: 0.75"
 RECESS: 0"
 NO. Z BARS:
 LENGTH:

BACKG COLOR: Green
 COPY COLOR: White

SYMBOL	X	Y	WID	HT
AR_Type D	43.3	9	6	9

MAT'L: 0.125" (3.2MM) ALUMINUM

DESIGN BY: RRH
 PROJECT ID: R-2707D
 CHECKED BY: BLW
 DIV: 12
 DATE: Mar 29, 2023

BORDER R=3" TH=0.75"
 MOUNT ON TWO "U" POSTS

USE NOTES
 1. Legend and border (except those that are colored black) shall be direct applied Grade C sheeting.
 2. Background shall be Grade C reflective sheeting.

LETTER POSITIONS

Letter spacings are to start of next letter

	S	h	e	l	b	y						Series/Size Text Length
10.2	5	4.4	4.4	2.2	4.1	4.5	25.2					D 2000 24.5
7.7	5	4.2	3.1	2.8	4.6	4.7	1.9	3.4	22.7			D 2000 29.6

Spacing Factor is 1 unless specified otherwise

SIGN NUMBER: 314
 TYPE: D
 QUANTITY: 1
 SIGN WIDTH: 60"
 HEIGHT: 30"
 TOTAL AREA: 12.5 Sq.Ft.
 BORDER TYPE: FLUSH
 RADII: 3"
 WIDTH: 0.75"
 RECESS: 0"
 NO. Z BARS:
 LENGTH:

BACKG COLOR: Green
 COPY COLOR: White

SYMBOL	X	Y	WID	HT
AR_Type D	7.9	17.1	6	9
AR_Type D	7.7	3.9	6	9

MAT'L: 0.125" (3.2MM) ALUMINUM

DESIGN BY: RRH
 PROJECT ID: R-2707D
 CHECKED BY: BLW
 DIV: 12
 DATE: Mar 10, 2023

BORDER R=3" TH=0.75"
 MOUNT ON TWO "U" POSTS

USE NOTES
 1. Legend and border (except those that are colored black) shall be direct applied Grade C sheeting.
 2. Background shall be Grade C reflective sheeting.

LETTER POSITIONS

Letter spacings are to start of next letter

	A	s	h	e	v	i	l	l	e				Series/Size Text Length
19.9	5.5	3.6	4.4	3.9	5	2.2	2.2	1.9	3.5	7.9			D 2000 32.2
22.7	5	4.2	3.1	2.8	4.6	4.7	1.9	3.4	7.7			D 2000 29.6	

Spacing Factor is 1 unless specified otherwise

SIGN NUMBER: 315
 TYPE: D
 QUANTITY: 1
 SIGN WIDTH: 60"
 HEIGHT: 30"
 TOTAL AREA: 12.5 Sq.Ft.
 BORDER TYPE: FLUSH
 RADII: 3"
 WIDTH: 0.75"
 RECESS: 0"
 NO. Z BARS:
 LENGTH:

BACKG COLOR: Green
 COPY COLOR: White

SYMBOL	X	Y	WID	HT
AR_Type D	9.2	17.1	6	9
AR_Type D	44.6	3.9	6	9

MAT'L: 0.125" (3.2MM) ALUMINUM

DESIGN BY: RRH
 PROJECT ID: R-2707D
 CHECKED BY: BLW
 DIV: 12
 DATE: Mar 10, 2023

BORDER R=3" TH=0.75"
 MOUNT ON TWO "U" POSTS

USE NOTES
 1. Legend and border (except those that are colored black) shall be direct applied Grade C sheeting.
 2. Background shall be Grade C reflective sheeting.

LETTER POSITIONS

Letter spacings are to start of next letter

	G	a	s	t	o	n	i	a				Series/Size Text Length
21.2	5	4.2	3.1	2.8	4.6	4.7	1.9	3.4	9.2			D 2000 29.6
6.4	5.5	3.6	4.4	3.9	5	2.2	2.2	1.9	3.5	21.4		D 2000 32.2

Spacing Factor is 1 unless specified otherwise

SIGN NUMBER: 316
 TYPE: D
 QUANTITY: 1
 SIGN WIDTH: 60"
 HEIGHT: 18"
 TOTAL AREA: 7.5 Sq.Ft.
 BORDER TYPE: FLUSH
 RADII: 3"
 WIDTH: 0.75"
 RECESS: 0"
 NO. Z BARS:
 LENGTH:

BACKG COLOR: Green
 COPY COLOR: White

SYMBOL	X	Y	WID	HT
AR_Type D	43.3	6	6	9

MAT'L: 0.125" (3.2MM) ALUMINUM

DESIGN BY: RRH
 PROJECT ID: R-2707D
 CHECKED BY: BLW
 DIV: 12
 DATE: Mar 10, 2023

BORDER R=3" TH=0.75"
 MOUNT ON TWO "U" POSTS

USE NOTES
 1. Legend and border (except those that are colored black) shall be direct applied Grade C sheeting.
 2. Background shall be Grade C reflective sheeting.

LETTER POSITIONS

Letter spacings are to start of next letter

	G	a	s	t	o	n	i	a				Series/Size Text Length
7.7	5	4.2	3.1	2.8	4.6	4.7	1.9	3.4	22.7			D 2000 29.6

Spacing Factor is 1 unless specified otherwise

TIP NO. R-2707D SHEET NO. SIGN-4N

APPROVED: *Betsy L. Watson*

DATE: 4/27/2023

SEAL

DOCUMENT NOT CONSIDERED FINAL
 UNLESS ALL SIGNATURES COMPLETED

\$\$\$\$\$SYTIME\$\$\$\$\$
 \$\$\$DDON\$\$\$\$\$
 \$\$\$USERNAME\$\$\$\$\$

TYPE 'D' SIGNS

SIGN NUMBER: 317
TYPE: D
QUANTITY: 1
SIGN WIDTH: 60"
HEIGHT: 30"
TOTAL AREA: 12.5 Sq.Ft.
BORDER TYPE: FLUSH
RADIUS: 3"
WIDTH: 0.75"
RECESS: 0"
NO. Z BARS:
LENGTH:

BACKG COLOR: Green
COPY COLOR: White

SYMBOL	X	Y	WID	HT
AR_Type D	9.2	17.1	6	9
AR_Type D	6.4	3.9	6	9

MAT'L: 0.125" (3.2MM) ALUMINUM

DESIGN BY: RRH
PROJECT ID: R-2707D
CHECKED BY: BLW
DIV: 12
DATE: Mar 10, 2023

BORDER R=3" TH=0.75"
MOUNT ON TWO "U" POSTS

Spacing Factor is 1 unless specified otherwise

USE NOTES
1. Legend and border (except those that are colored black) shall be direct applied Grade C sheeting.
2. Background shall be Grade C reflective sheeting.

LETTER POSITIONS

Letter spacings are to start of next letter

	G	a	s	t	o	n	i	a		Series/Size Text Length	
21.2	5	4.2	3.1	2.8	4.6	4.7	1.9	3.4	9.2	D 2000 29.6	
21.4	5.5	3.6	4.4	3.9	5	2.2	2.2	1.9	3.5	6.4	D 2000 32.2

SIGN NUMBER: 318
TYPE: D
QUANTITY: 1
SIGN WIDTH: 60"
HEIGHT: 30"
TOTAL AREA: 12.5 Sq.Ft.
BORDER TYPE: FLUSH
RADIUS: 3"
WIDTH: 0.75"
RECESS: 0"
NO. Z BARS:
LENGTH:

BACKG COLOR: Green
COPY COLOR: White

SYMBOL	X	Y	WID	HT
AR_Type D	11.7	17.1	6	9
AR_Type D	7.7	3.9	6	9

MAT'L: 0.125" (3.2MM) ALUMINUM

DESIGN BY: RRH
PROJECT ID: R-2707D
CHECKED BY: BLW
DIV: 12
DATE: Mar 10, 2023

BORDER R=3" TH=0.75"
MOUNT ON TWO "U" POSTS

Spacing Factor is 1 unless specified otherwise

USE NOTES
1. Legend and border (except those that are colored black) shall be direct applied Grade C sheeting.
2. Background shall be Grade C reflective sheeting.

LETTER POSITIONS

Letter spacings are to start of next letter

	S	h	e	l	b	y					Series/Size Text Length
23.7	5	4.4	4.4	2.2	4.1	4.5	11.7				D 2000 24.5
22.7	5	4.2	3.1	2.8	4.6	4.7	1.9	3.4	7.7		D 2000 29.6

SIGN NUMBER: 319
TYPE: D
QUANTITY: 1
SIGN WIDTH: 60"
HEIGHT: 30"
TOTAL AREA: 12.5 Sq.Ft.
BORDER TYPE: FLUSH
RADIUS: 3"
WIDTH: 0.75"
RECESS: 0"
NO. Z BARS:
LENGTH:

BACKG COLOR: Green / Green
COPY COLOR: White

SYMBOL	X	Y	WID	HT
AR_Type D	7.9	17.1	6	9
AR_Type D	43.3	3.9	6	9

MAT'L: 0.125" (3.2MM) ALUMINUM

DESIGN BY: RRH
PROJECT ID: R-2707D
CHECKED BY: BLW
DIV: 12
DATE: Mar 10, 2023

BORDER R=3" TH=0.75"
MOUNT ON TWO "U" POSTS

Spacing Factor is 1 unless specified otherwise

USE NOTES
1. Legend and border (except those that are colored black) shall be direct applied Grade C sheeting.
2. Background shall be Grade C reflective sheeting.

LETTER POSITIONS

Letter spacings are to start of next letter

	A	s	h	e	v	i	l	l	e		Series/Size Text Length
19.9	5.5	3.6	4.4	3.9	5	2.2	2.2	1.9	3.5	7.9	D 2000 32.2
7.7	5	4.2	3.1	2.8	4.6	4.7	1.9	3.4	22.7		D 2000 29.6

SIGN NUMBER: 320
TYPE: D
QUANTITY: 1
SIGN WIDTH: 78"
HEIGHT: 42"
TOTAL AREA: 22.8 Sq.Ft.
BORDER TYPE: FLUSH
RADIUS: 3"
WIDTH: 1"
RECESS: 0"
NO. Z BARS:
LENGTH:

BACKG COLOR: Green
COPY COLOR: White

SYMBOL	X	Y	WID	HT
AR_Type D	9.5	24.3	8	12
AR_Type D	56.8	5.7	8	12

MAT'L: 0.125" (3.2MM) ALUMINUM

DESIGN BY: RRH
PROJECT ID: R-2707D
CHECKED BY: BLW
DIV: 12
DATE: Mar 10, 2023

BORDER R=3" TH=1"
MOUNT ON TWO "U" POSTS

Spacing Factor is 1 unless specified otherwise

USE NOTES
1. Legend and border (except those that are colored black) shall be direct applied Grade C sheeting.
2. Background shall be Grade C reflective sheeting.

LETTER POSITIONS

Letter spacings are to start of next letter

	A	s	h	e	v	i	l	l	e		Series/Size Text Length
25.5	7.4	4.8	5.9	5.2	6.6	2.9	2.9	2.6	4.7	9.5	D 2000 43
9.2	6.6	5.6	4.1	3.8	6.2	6.2	2.5	4.6	29.2		D 2000 39.5

APPROVED: *Betsy L. Watson*
DATE: 4/27/2023

SEAL

DOCUMENT NOT CONSIDERED FINAL
UNLESS ALL SIGNATURES COMPLETED



\$\$\$\$\$SYTIME\$\$\$\$\$
\$\$\$\$\$DGN\$\$\$\$\$
\$\$\$\$\$USERNAME\$\$\$\$\$

TYPE 'D' SIGNS

SIGN NUMBER: 321
 TYPE: D
 QUANTITY: 1

BACKG COLOR: Green / Green
 COPY COLOR: White

SYMBOL	X	Y	WID	HT
AR_Type D	11.2	24.3	8	12
AR_Type D	58.5	5.8	8	12

MAT'L: 0.125" (3.2MM) ALUMINUM

DESIGN BY: RRH CHECKED BY: BLW DATE: Mar 10, 2023
 PROJECT ID: R-2707D DIV: 12



USE NOTES
 1. Legend and border (except those that are colored black) shall be direct applied Grade C sheeting.
 2. Background shall be Grade C reflective sheeting.

LETTER POSITIONS

Letter spacings are to start of next letter

Letter spacings are to start of next letter													Series/Size	Text Length
G	a	s	t	o	n	i	a						D 2000	39.5
27.2	6.6	5.6	4.1	3.8	6.2	6.2	2.5	4.6						
A	s	h	e	v	i	l	l	e					D 2000	43
7.5	7.4	4.8	5.9	5.2	6.6	2.9	2.9	2.6	4.7	27.5				

SIGN NUMBER: 322
 TYPE: D
 QUANTITY: 1

BACKG COLOR: Green
 COPY COLOR: White

SYMBOL	X	Y	WID	HT
AR_Type D	14.6	24.3	8	12
AR_Type D	9.2	5.8	8	12

MAT'L: 0.125" (3.2MM) ALUMINUM

DESIGN BY: RRH CHECKED BY: BLW DATE: Mar 10, 2023
 PROJECT ID: R-2707D DIV: 12



USE NOTES
 1. Legend and border (except those that are colored black) shall be direct applied Grade C sheeting.
 2. Background shall be Grade C reflective sheeting.

LETTER POSITIONS

Letter spacings are to start of next letter

Letter spacings are to start of next letter													Series/Size	Text Length
S	h	e	l	b	y								D 2000	32.7
30.6	6.6	5.9	5.8	2.9	5.4	6	14.6							
G	a	s	t	o	n	i	a						D 2000	39.5
29.2	6.6	5.6	4.1	3.8	6.2	6.2	2.5	4.6	9.2					

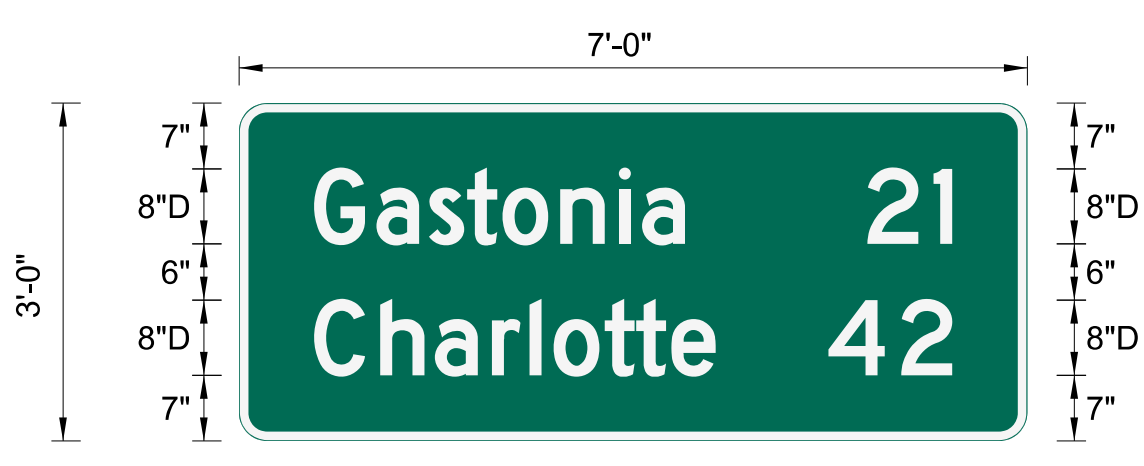
SIGN NUMBER: 323
 TYPE: D
 QUANTITY: 1

BACKG COLOR: Green
 COPY COLOR: White

SYMBOL	X	Y	WID	HT

MAT'L: 0.125" (3.2MM) ALUMINUM

DESIGN BY: RRH CHECKED BY: BLW DATE: Mar 10, 2023
 PROJECT ID: R-2707D DIV: 12



USE NOTES
 1. Legend and border (except those that are colored black) shall be direct applied Grade C sheeting.
 2. Background shall be Grade C reflective sheeting.

LETTER POSITIONS

Letter spacings are to start of next letter

Letter spacings are to start of next letter													Series/Size	Text Length	
G	a	s	t	o	n	i	a						D 2000	39.5	
8	6.6	5.6	4.1	3.8	6.2	6.2	2.5	4.6	36.5						
2	1												D 2000	9	
67	7	2	8												
C	h	a	r	l	o	t	t	e					D 2000	68	
8	7	5.8	6.1	4	2.6	5.4	3.4	3.8	4.7	12	7.8	5.4	8		

SIGN NUMBER: 324
 TYPE: D
 QUANTITY: 1

BACKG COLOR: Green
 COPY COLOR: White

SYMBOL	X	Y	WID	HT

MAT'L: 0.125" (3.2MM) ALUMINUM

DESIGN BY: RRH CHECKED BY: BLW DATE: Apr 06, 2023
 PROJECT ID: R-2707D DIV: 12



USE NOTES
 1. Legend and border (except those that are colored black) shall be direct applied Grade C sheeting.
 2. Background shall be Grade C reflective sheeting.

LETTER POSITIONS

Letter spacings are to start of next letter

Letter spacings are to start of next letter													Series/Size	Text Length			
F	o	r	e	s	t	C	i	t	y	2	7			D 2000	79		
8.5	5.7	6.2	3.7	5.4	4.1	3.2	8	7	2.2	3.4	6	12	6.8	5.4	8.5		
A	s	h	e	v	i	l	l	e								D 2000	43
8.5	7.4	4.8	5.9	5.2	6.6	2.9	2.9	2.6	4.7	44.6							
8	8															D 2000	12.5
75	7	5.4	8.5														

TIP NO. R-2707D SHEET NO. SIGN-4P

APPROVED: *Betsy L. Watson*

DATE: 4/27/2023

SEAL

DOCUMENT NOT CONSIDERED FINAL
 UNLESS ALL SIGNATURES COMPLETED


\$\$\$\$\$SYTIME\$\$\$\$\$
 \$\$\$\$\$\$DGN\$\$\$\$\$
 \$\$\$\$\$\$USERNAM\$\$\$\$\$

TYPE 'D' SIGNS

TIP NO. R-2707D	SHEET NO. SIGN-5
APPROVED: <i>Betsy L. Watson</i>	
DATE: 4/27/2023	
SEAL	
DOCUMENT NOT CONSIDERED FINAL UNLESS ALL SIGNATURES COMPLETED	




401 QUANTITY REQ'D 3



48 X 60
R2-1

TWO "U" POSTS PER SIGN


406 QUANTITY REQ'D 15



18 X 18
OM4-3

ONE "U" POST PER SIGN


411 QUANTITY REQ'D 1



54 X 18
R6-1R

TWO "U" POSTS PER SIGN


416 QUANTITY REQ'D 5



30 X 30
W14-1

ONE "U" POST PER SIGN


421 QUANTITY REQ'D 1



24 X 24
R3-2

MOUNT BELOW SIGN 405
IN 1 INSTALLATION


426 QUANTITY REQ'D 1



36 X 48
W13-2

TWO "U" POSTS PER SIGN


402 QUANTITY REQ'D 1



36 X 48
R2-1

TWO "U" POSTS PER SIGN


407 QUANTITY REQ'D 3



36 X 36
R5-1

ONE "U" POST PER SIGN


412 QUANTITY REQ'D 2



36 X 36
R3-7R

ONE "U" POST PER SIGN


417 QUANTITY REQ'D 5



30 X 30
W14-2

ONE "U" POST PER SIGN

422 QUANTITY REQ'D 14



30 X 36
W1-8R

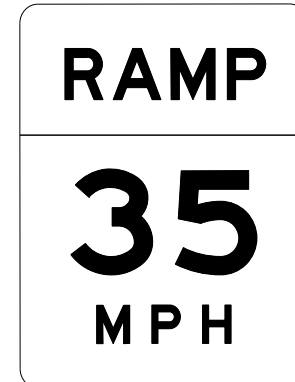
INSTALL ON TWO "U" POSTS PER SIGN SPACED
APPROXIMATELY 24 INCHES APART ON SUPPORT CENTERS

INSTALL 28 INCH HORIZONTAL CROSS BRACING LEAVING A
1 INCH MARGIN FROM LEFT AND RIGHT EDGES OF SIGN

INSTALLATION HEIGHT: BOTTOM OF SIGN SHALL BE 4 FEET
ABOVE THE EDGE OF TRAVEL LANE ELEVATION (RIGHT
EDGE LINE OF RAMP)

ALL OTHER PORTIONS OF ROADWAY STANDARD DRAWING
904.50 APPLY


427 QUANTITY REQ'D 1



36 X 48
W13-3

TWO "U" POSTS PER SIGN


431 QUANTITY REQ'D 1



48 X 48
W4-2R

TWO "U" POSTS PER SIGN


403 QUANTITY REQ'D 5



24 X 30
R2-1

ONE "U" POST PER SIGN


408 QUANTITY REQ'D 3



36 X 36
W3-1

ONE "U" POST PER SIGN


413 QUANTITY REQ'D 4



42 X 30
R5-1a

ONE "U" POST PER SIGN


418 QUANTITY REQ'D 1



36 X 36
W1-2R

ONE "U" POST PER SIGN

423 QUANTITY REQ'D 6



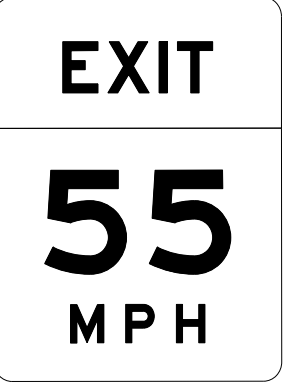
30 X 36
W1-8R

INSTALL ON ONE "U" POST PER SIGN

INSTALLATION HEIGHT: BOTTOM OF SIGN SHALL BE 4 FEET
ABOVE THE EDGE OF TRAVEL LANE ELEVATION (RIGHT
EDGE LINE OF RAMP)

ALL OTHER PORTIONS OF ROADWAY STANDARD DRAWING
903.40 APPLY


428 QUANTITY REQ'D 1



36 X 48
W13-2

TWO "U" POSTS PER SIGN


432 QUANTITY REQ'D 1



48 X 48
W9-1R

TWO "U" POSTS PER SIGN


404 QUANTITY REQ'D 2



24 X 30
R2-1

ONE "U" POST PER SIGN


409 QUANTITY REQ'D 1



30 X 30
R20-6

ONE "U" POST PER SIGN


414 QUANTITY REQ'D 2



48 X 24
W1-6R

TWO "U" POSTS PER SIGN


419 QUANTITY REQ'D 1



36 X 36
W1-2L

ONE "U" POST PER SIGN

424 QUANTITY REQ'D 11



30 X 36
W1-8L

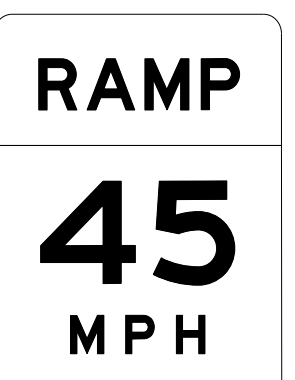
INSTALL ON TWO "U" POSTS PER SIGN SPACED
APPROXIMATELY 24 INCHES APART ON SUPPORT CENTERS

INSTALL 28 INCH HORIZONTAL CROSS BRACING LEAVING A
1 INCH MARGIN FROM LEFT AND RIGHT EDGES OF SIGN

INSTALLATION HEIGHT: BOTTOM OF SIGN SHALL BE 4 FEET
ABOVE THE EDGE OF TRAVEL LANE ELEVATION (RIGHT
EDGE LINE OF RAMP)

ALL OTHER PORTIONS OF ROADWAY STANDARD DRAWING
904.50 APPLY


429 QUANTITY REQ'D 1



36 X 48
W13-3

TWO "U" POSTS PER SIGN

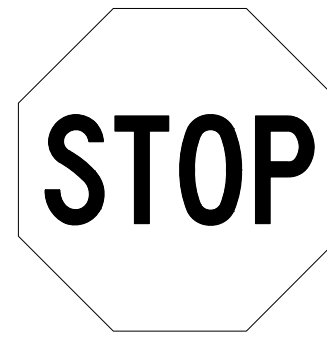
433 QUANTITY REQ'D 2



48 X 48
W1-2L

TWO "U" POSTS PER SIGN


405 QUANTITY REQ'D 14



36 X 36
R1-1

ONE "U" POST PER SIGN


410 QUANTITY REQ'D 1



36 X 36
W3-5

ONE "U" POST PER SIGN


415 QUANTITY REQ'D 3



48 X 24
W1-6L

TWO "U" POSTS PER SIGN


420 QUANTITY REQ'D 2



36 X 36
W1-4R

ONE "U" POST PER SIGN

425 QUANTITY REQ'D 1




30 X 36
W1-8L

INSTALL ON ONE "U" POST PER SIGN

INSTALLATION HEIGHT: BOTTOM OF SIGN SHALL BE 4 FEET
ABOVE THE EDGE OF TRAVEL LANE ELEVATION (RIGHT
EDGE LINE OF RAMP)

ALL OTHER PORTIONS OF ROADWAY STANDARD DRAWING
903.40 APPLY


430 QUANTITY REQ'D 1



36 X 60
W13-7

TWO "U" POSTS PER SIGN

434 QUANTITY REQ'D 2




30 X 30
W13-1P

MOUNT BELOW SIGN 433
IN 2 INSTALLATIONS

\$\$\$\$\$SYTIME\$\$\$\$\$
\$\$\$\$\$CDN\$\$\$\$\$
\$\$\$\$\$USERNAME\$\$\$\$\$

TYPE 'E' SIGNS


APPROVED: *Betsy L. Watson*
DATE: 4/27/2023



DOCUMENT NOT CONSIDERED FINAL
UNLESS ALL SIGNATURES COMPLETED




435 QUANTITY REQ'D 5



48 X 48
W4-1

TWO "U" POSTS PER SIGN

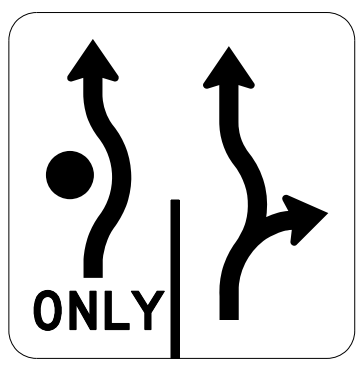
440 QUANTITY REQ'D 2



36 X 36 X 36
R1-2

ONE "U" POST PER SIGN


442 QUANTITY REQ'D 1



36 X 36
SEE SIGN DESIGN BELOW

ONE "U" POST PER SIGN


444 QUANTITY REQ'D 1



48 X 48
W1-11R

TWO "U" POSTS PER SIGN


446 QUANTITY REQ'D 2



30 X 30
W1-1R

ONE "U" POST PER SIGN


448 QUANTITY REQ'D 4



30 X 30
W1-2R

ONE "U" POST PER SIGN

436 QUANTITY REQ'D 41




18 X 24
W1-8R

INSTALL ON ONE "U" POST PER SIGN

INSTALLATION HEIGHT: BOTTOM OF SIGN SHALL BE MINIMUM 4 FEET ABOVE THE EDGE OF TRAVEL LANE ELEVATION

ALL OTHER PORTIONS OF ROADWAY STANDARD DRAWING 904.50 APPLY

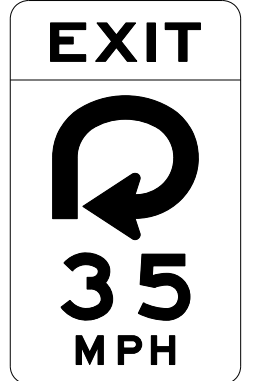
441 QUANTITY REQ'D 1



36 X 30
SEE SIGN DESIGN BELOW

ONE "U" POST PER SIGN


443 QUANTITY REQ'D 1



36 X 60
W13-6

TWO "U" POSTS PER SIGN


445 QUANTITY REQ'D 1



30 X 30
W13-1P

MOUNT BELOW SIGN 444
IN 1 INSTALLATION


447 QUANTITY REQ'D 2



30 X 30
W1-1L

ONE "U" POST PER SIGN


449 QUANTITY REQ'D 4



30 X 30
W1-2L

ONE "U" POST PER SIGN

437 QUANTITY REQ'D 41



18 X 24
W1-8L

MOUNT BEHIND SIGN 436
IN 41 INSTALLATIONS

SIGN NUMBER: 441
TYPE: E
QUANTITY: 1

BACKG COLOR: White
COPY COLOR: Black

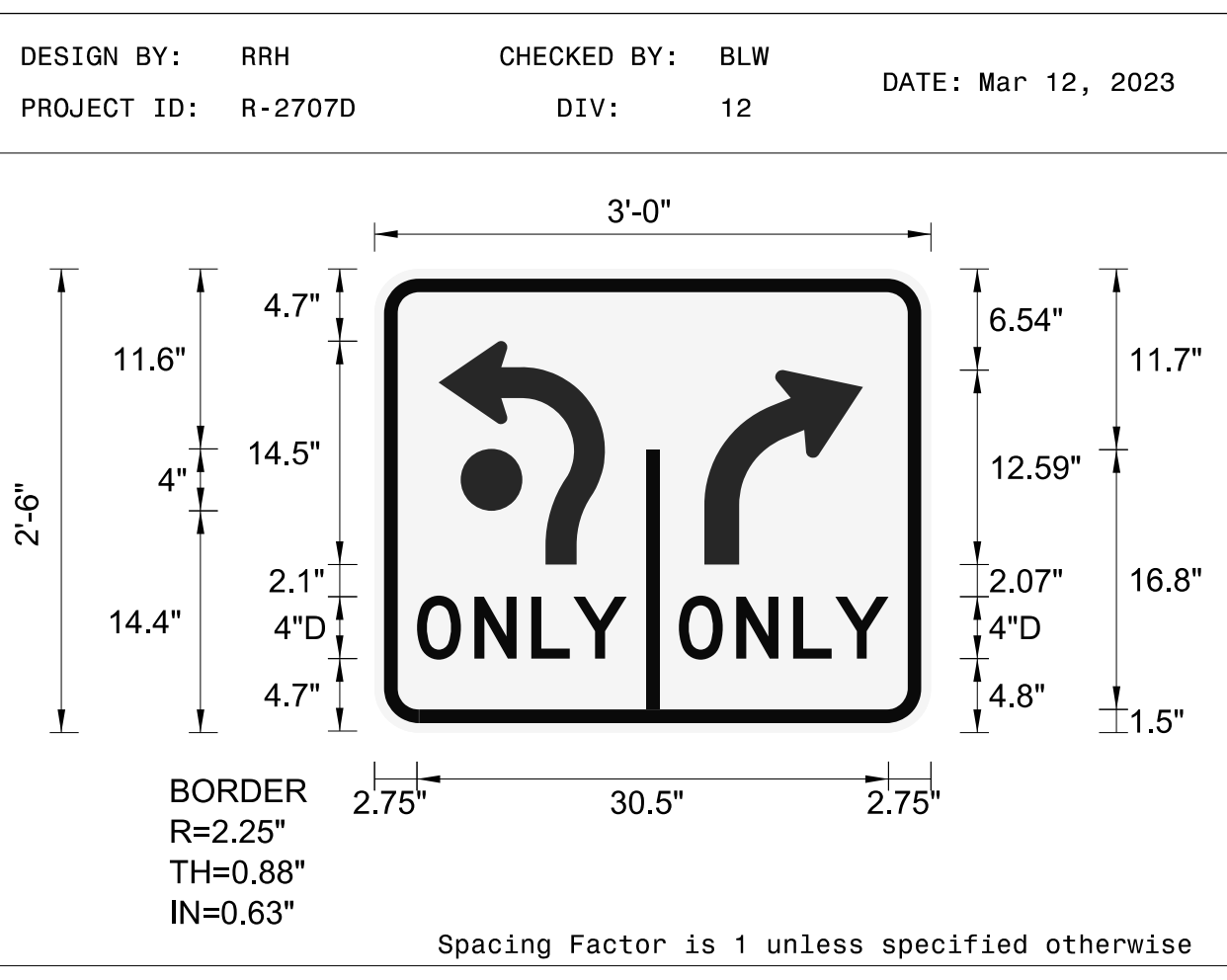
SYMBOL	X	Y	WID	HT
2 IN CIRCLE	5.6	14.4	4	4
R3-8 ARROW	4.2	10.9	10.8	14.5
RT ONLY ARROW	21.3	10.9	10.3	12.6

SIGN WIDTH: 36"
HEIGHT: 30"
TOTAL AREA: 7.5 Sq.Ft.

BORDER TYPE: RECESSED
RADI: 2.25"
WIDTH: 0.88"
RECESS: 0.63"

NO. Z BARS:
LENGTH:

MAT'L: 0.080" (2.0MM) ALUMINUM



USE NOTES

- Legend and border shall be silk-screened or reverse silk-screened opaque black ink.
- Background shall be Grade C reflective sheeting.
- See MUTCD SHS R3-8 Sheet 4 of 7 for arrow design.
- Omit left and through arrow for R3-8 RT ONLY.

LETTER POSITIONS

Letter spacings are to start of next letter

	O	N	L	Y																	Series/Size Text Length	
	2.8	3.7	3.7	2.7	3.4	19.7															D 2000	
																						13.6
																						D 2000
																						13.6

SIGN NUMBER: 442
TYPE: E
QUANTITY: 1

BACKG COLOR: White
COPY COLOR: Black

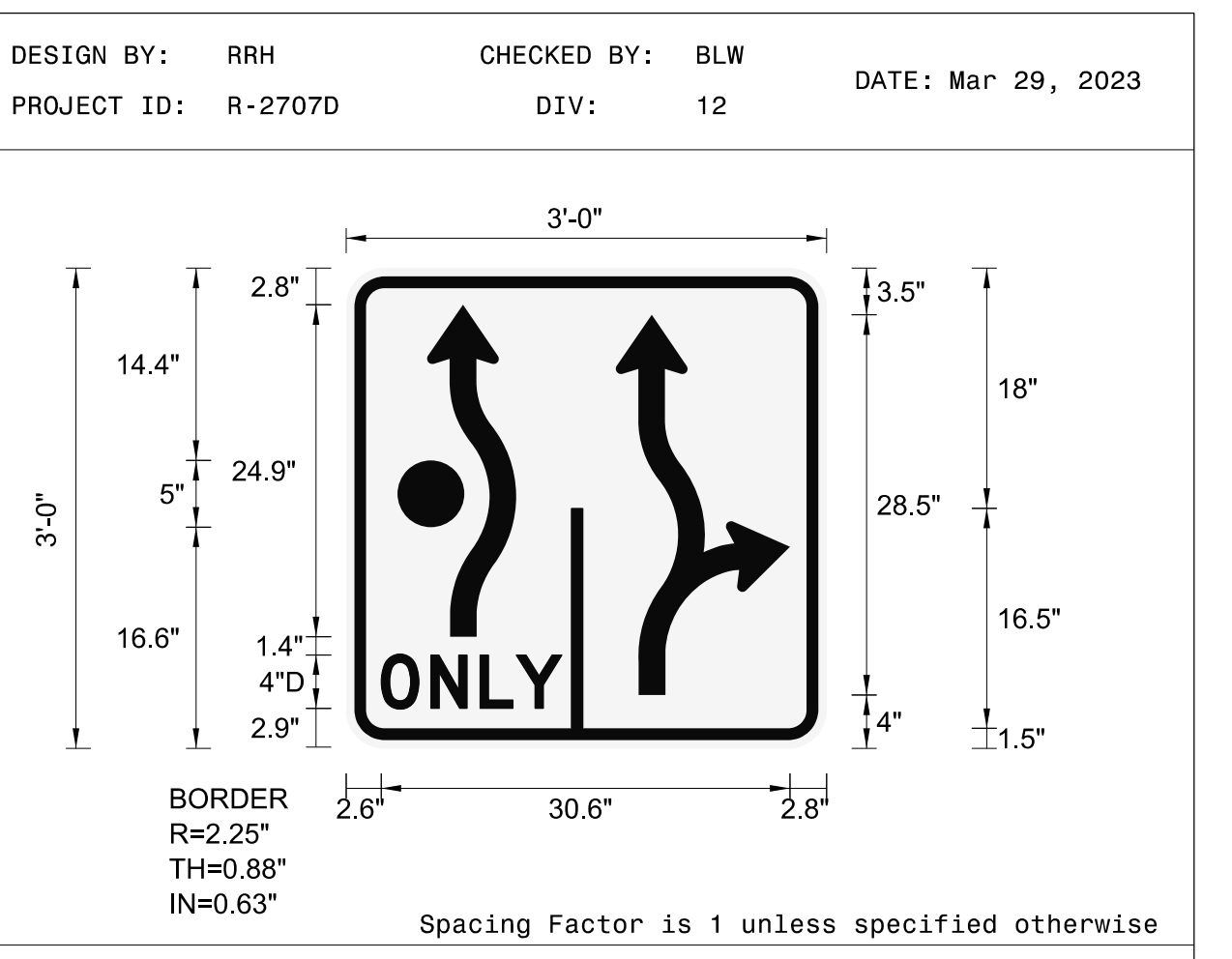
SYMBOL	X	Y	WID	HT
2.5 INCH RADIUS CIRCLE	3.9	16.6	5	5
R3-8 THRU ONLY ARROW	6.1	8.4	6.7	24.9
R3-8 THRU/RIGHT ARROW	20.2	4	13	28.5

SIGN WIDTH: 36"
HEIGHT: 36"
TOTAL AREA: 9.0 Sq.Ft.

BORDER TYPE: RECESSED
RADI: 2.25"
WIDTH: 0.88"
RECESS: 0.63"

NO. Z BARS:
LENGTH:

MAT'L: 0.080" (2.0MM) ALUMINUM



USE NOTES

- Legend and border shall be silk-screened or reverse silk-screened opaque black ink.
- Background shall be Grade C reflective sheeting.
- See MUTCD SHS R3-8 Sheet 5 of 7 for arrow design.
- Omit left and through arrow for R3-8 THROUGH ONLY.


LETTER POSITIONS

Letter spacings are to start of next letter

	O	N	L	Y																	Series/Size Text Length	
	2.6	3.7	3.7	2.7	3.4	19.8															D 2000	
																						13.6

\$\$\$\$\$SYTIME\$\$\$\$\$
\$\$\$\$\$DGN\$\$\$\$\$
\$\$\$\$\$USERNAME\$\$\$\$\$

439 QUANTITY REQ'D 1



30 X 30
W13-1P

MOUNT BELOW SIGN 438
IN 1 INSTALLATION

TYPE 'E' SIGNS

APPROVED: *Betsy L. Watson*

DATE: 4/27/2023



DOCUMENT NOT CONSIDERED FINAL UNLESS ALL SIGNATURES COMPLETED



501 507 515 523 531

EAST 1 - 36 X 18

BY-PASS 1 - 36 X 18

74 1 - 36 X 36

ONE "U" POST PER SIGN

506

TO 1 - 24 X 12

EAST 1 - 24 X 12

EAST BY-PASS 2 - 24 X 12

74 74 2 - 24 X 24

→ → 2 - 21 X 15

TWO "U" POSTS PER SIGN

514

EAST 1 - 24 X 12

BY-PASS 1 - 24 X 12

74 1 - 24 X 24

→ 1 - 21 X 15

ONE "U" POST PER SIGN

527

WEST 1 - 24 X 12

BY-PASS NORTH 2 - 24 X 12

74 18 2 - 24 X 24

← ↑ 2 - 21 X 15

TWO "U" POSTS PER SIGN

502 508 516 524 532

WEST 1 - 36 X 18

BY-PASS 1 - 36 X 18

74 1 - 36 X 36

ONE "U" POST PER SIGN

509 512 517 520 525

528

JCT 1 - 21 X 15

BY-PASS 1 - 24 X 12

74 1 - 24 X 24

ONE "U" POST PER SIGN

518

WEST EAST 2 - 24 X 12

BY-PASS BY-PASS 2 - 24 X 12

74 74 2 - 24 X 24

← ↑ 2 - 21 X 15

TWO "U" POSTS PER SIGN

530

EAST 1 - 24 X 12

BY-PASS SOUTH 2 - 24 X 12

74 18 2 - 24 X 24

← ↑ 2 - 21 X 15

TWO "U" POSTS PER SIGN

503

WEST 1 - 36 X 18

74 1 - 36 X 36

ONE "U" POST PER SIGN

510

EAST WEST 2 - 24 X 12

BY-PASS BY-PASS 2 - 24 X 12

74 74 2 - 24 X 24

← ↑ 2 - 21 X 15

TWO "U" POSTS PER SIGN

519

EAST 1 - 24 X 12

BY-PASS SOUTH 2 - 24 X 12

74 226 2 - 24 X 24

← ↑ 2 - 21 X 15

TWO "U" POSTS PER SIGN

533 536

JCT 1 - 21 X 15

BY-PASS JCT 1 - 24 X 12

74 180 2 - 24 X 24

TWO "U" POSTS PER SIGN

QUANTITY REQ'D 2

MILE 205 12 X 48

ONE "U" POST PER SIGN

QUANTITY REQ'D 2

MILE 207 12 X 48

ONE "U" POST PER SIGN

504

WEST 74 1 - 24 X 12

↑ 1 - 24 X 24

↑ 1 - 21 X 15

TO EAST 1 - 24 X 12

EAST BY-PASS 1 - 24 X 12

74 74 2 - 24 X 12

74 74 2 - 24 X 24

← ← 2 - 21 X 15

TWO "U" POSTS PER SIGN

511

WEST 1 - 24 X 12

BY-PASS 1 - 24 X 12

74 1 - 24 X 24

← 1 - 21 X 15

ONE "U" POST PER SIGN

521 526

WEST EAST 2 - 24 X 12

BY-PASS BY-PASS 2 - 24 X 12

74 74 2 - 24 X 24

↑ → 2 - 21 X 15

TWO "U" POSTS PER SIGN

534

WEST 1 - 24 X 12

BY-PASS 1 - 24 X 12

74 1 - 24 X 24

↖ 1 - 21 X 15

ONE "U" POST PER SIGN

QUANTITY REQ'D 2

MILE 206 12 X 48

ONE "U" POST PER SIGN

QUANTITY REQ'D 2

MILE 208 12 X 48

ONE "U" POST PER SIGN

505

EAST 74 1 - 24 X 12

↑ 1 - 24 X 24

↑ 1 - 21 X 15

TO EAST 1 - 24 X 12

BY-PASS WEST 2 - 24 X 12

74 74 2 - 24 X 24

↑ → 2 - 21 X 15

TWO "U" POSTS PER SIGN

513 529

EAST WEST 2 - 24 X 12

BY-PASS BY-PASS 2 - 24 X 12

74 74 2 - 24 X 24

↑ → 2 - 21 X 15

TWO "U" POSTS PER SIGN

522

WEST 1 - 24 X 12

NORTH BY-PASS 2 - 24 X 12

226 74 2 - 24 X 24

↑ → 2 - 21 X 15

TWO "U" POSTS PER SIGN

535

EAST 1 - 24 X 12

BY-PASS 1 - 24 X 12

74 1 - 24 X 24

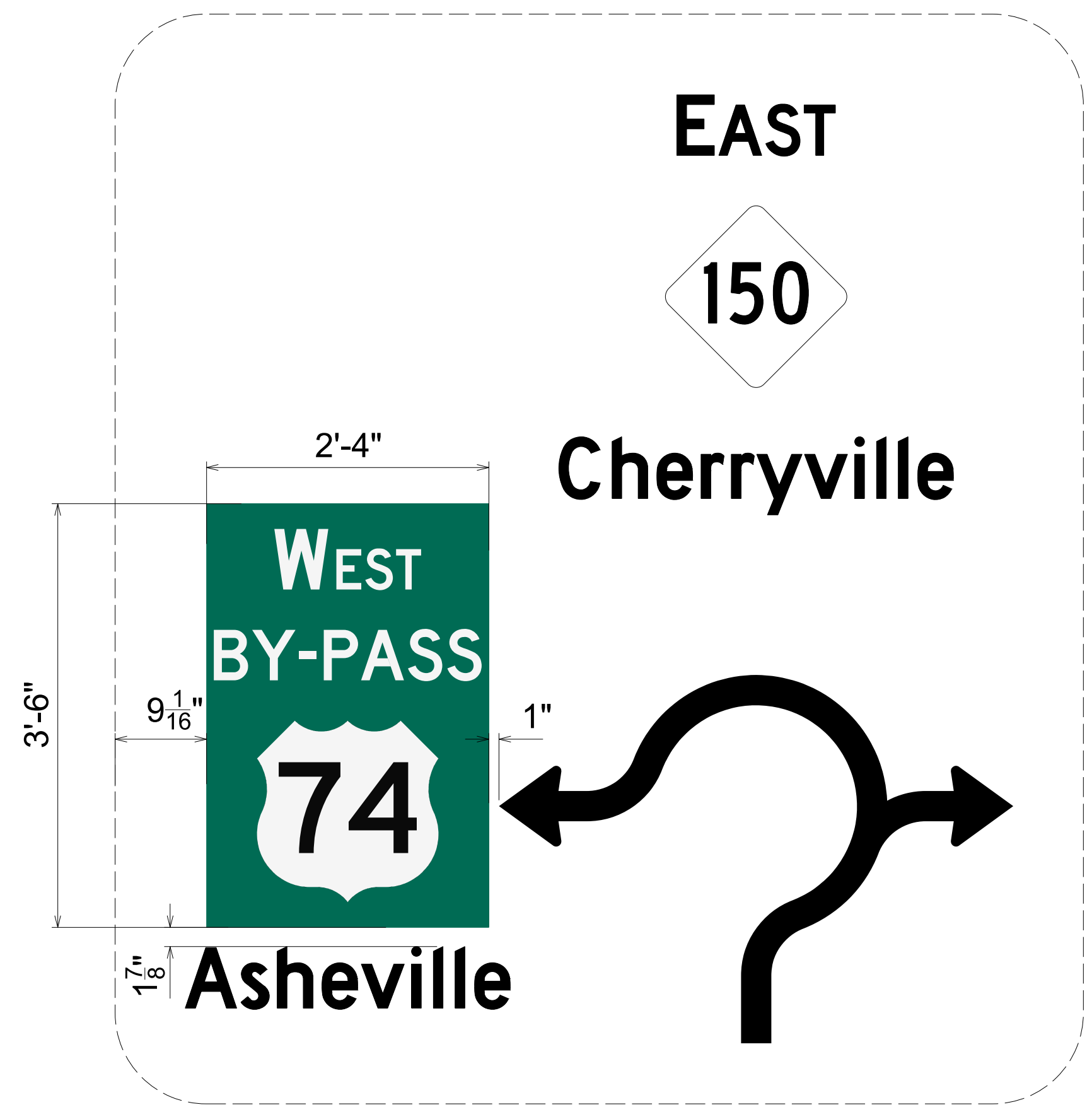
↖ 1 - 21 X 15

ONE "U" POST PER SIGN

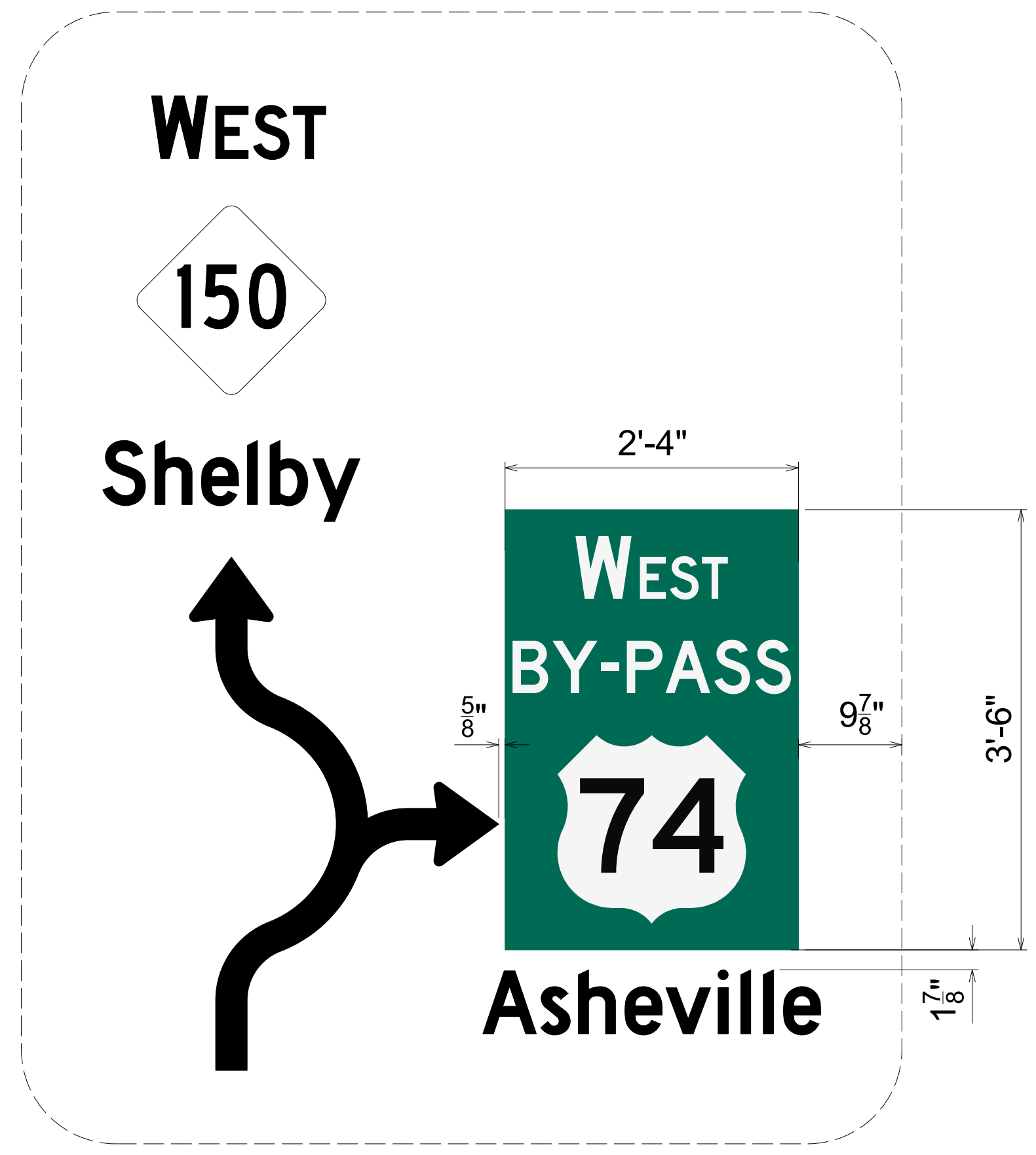
TYPE 'F' SIGNS & MILEMARKERS

\$\$\$\$\$SYSTEMTIME\$\$\$\$\$
\$\$\$\$\$USERID\$\$\$\$\$
\$\$\$\$\$PROJECT\$\$\$\$\$
\$\$\$\$\$USERNAME\$\$\$\$\$

601



602



SIGN NUMBER: 601,602 BACKG COLOR: Green
 TYPE: GM OVERLAY COPY COLOR: White
 QUANTITY: 2

SYMBOL	X	Y	WID	HT
M1_4	5	2.5	18	18

SIGN WIDTH: 28" TOTAL AREA: 8.2 Sq.Ft.
 HEIGHT: 42"
 BORDER TYPE: N/A
 RADIUS: 0"
 WIDTH: 0"
 RECESS: 0"
 NO. Z BARS:
 LENGTH:

MAT'L: 0.063" (1.6MM) ALUMINUM

DESIGN BY: RRH CHECKED BY: BLW DATE: Mar 12, 2023
 PROJECT ID: R-2707D DIV: 12

USE NOTES

- Legend and border (except those that are colored black) shall be direct applied Grade C sheeting.
- Background shall be Grade C reflective sheeting.

Spacing Factor is 1 unless specified otherwise

LETTER POSITIONS

Letter spacings are to start of next letter



	W	E	S	T								Series/Size Text Length
	6.7	5.3	0.8	2.9	3	2.5	6.7					D 2000 14.5
		B	Y	-	P	A	S	S				D 2000 26.6
	0.7	3.8	4.6	2.5	3.7	4.6	3.9	3.4	0.7			

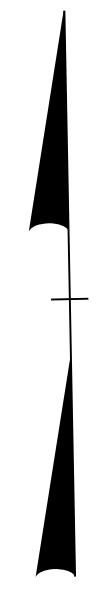
TIP NO. R-2707D SHEET NO. SIGN-5C
 APPROVED: *Betsy L. Watson*
 DATE: 4/27/2023

SEAL

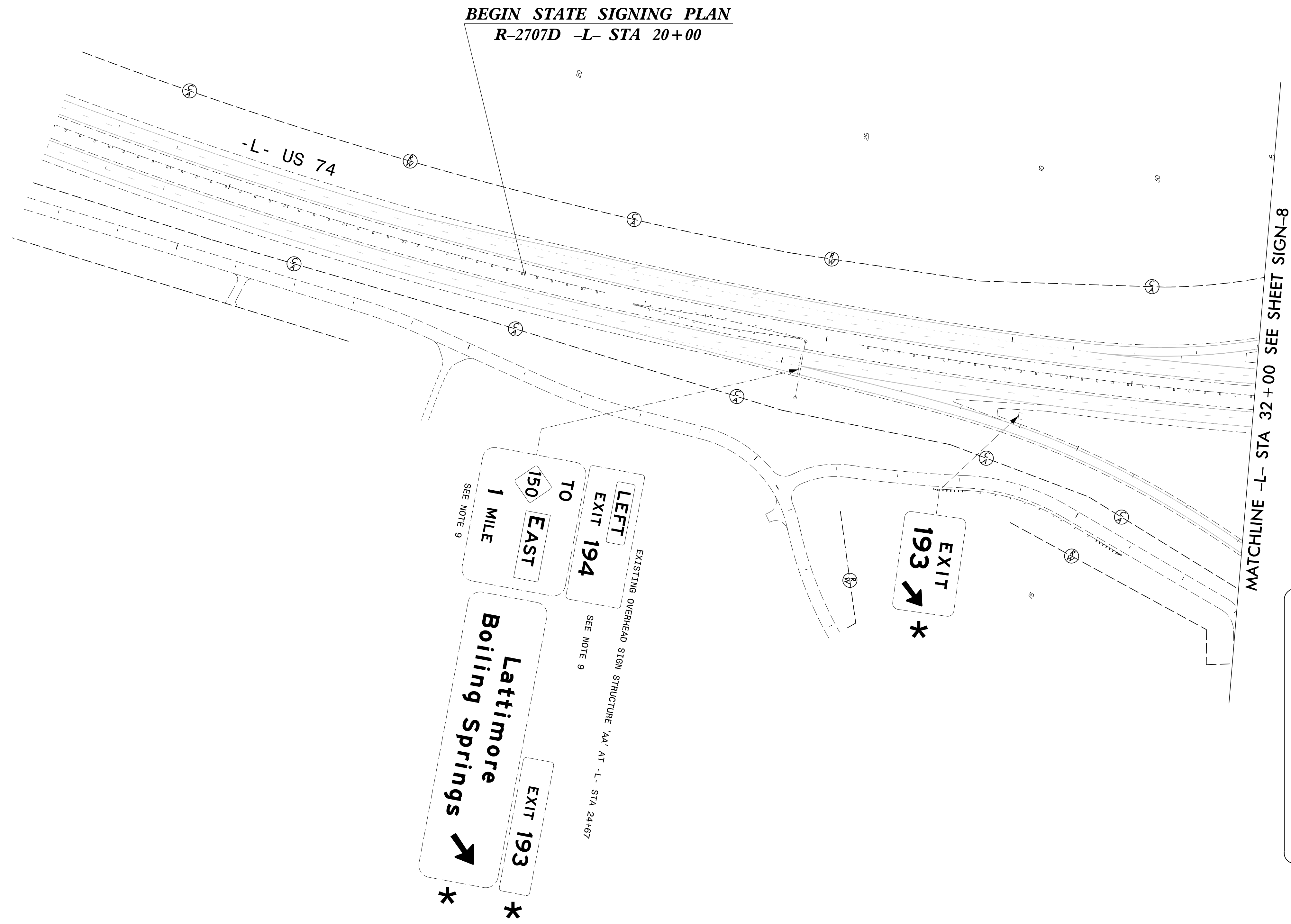
**DOCUMENT NOT CONSIDERED FINAL
UNLESS ALL SIGNATURES COMPLETED**

\$\$\$\$\$SYTIME\$\$\$\$\$
\$\$\$\$\$DGN\$\$\$\$\$
\$\$\$\$\$USERNAME\$\$\$\$\$

TIP NO. R-2707D	SHEET NO. SIGN-6
APPROVED: <i>Petsy L. Watson</i> <small>REGISTERED PROFESSIONAL ENGINEER</small>	
DATE: 4/27/2023	
SEAL 	
DOCUMENT NOT CONSIDERED FINAL UNLESS ALL SIGNATURES COMPLETED	
	



* EXISTING SIGN TO BE RETAINED





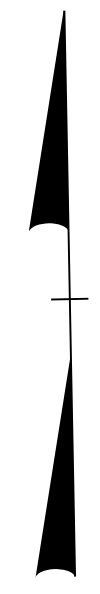
PROJECT NOTES

- 1 SIGN ERECTION, RELOCATE TYPE D
- 2 SIGN ERECTION, RELOCATE TYPE E
- 3 DISPOSAL OF SUPPORT, WOOD
- 4 DISPOSAL OF SIGN SYSTEM, STEEL BEAM
- 5 DISPOSAL OF SIGN SYSTEM, U-CHANNEL
- 6 DISPOSAL OF SUPPORT, U-CHANNEL
- 7 SIGN ERECTION, RELOCATE TYPE B (GROUND MOUNTED)
- 8 SIGN ERECTION, REPOSITION OVERHEAD
- 9 DISPOSAL OF SIGN, A OR B (OVERHEAD)
- 10 DISPOSAL OF SIGN, A & B (GROUND MOUNTED)

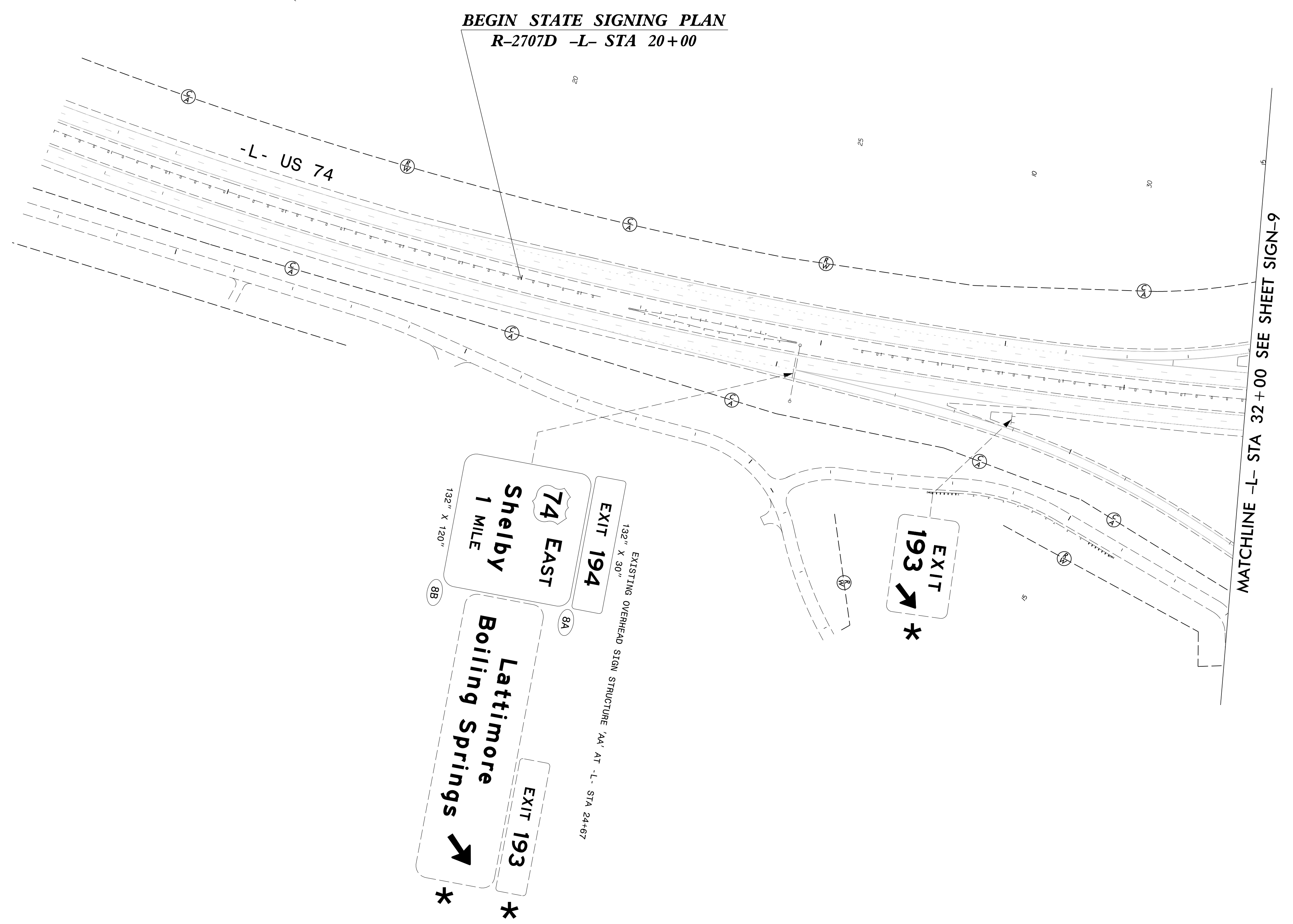
EXISTING SIGNING
US 74
-L- STA 12+00 TO STA 32+00

\$\$\$\$\$SYTIME\$\$\$\$\$
\$\$\$\$\$DGN\$\$\$\$\$
\$\$\$\$\$USERNAME\$\$\$\$\$

TIP NO. R-2707D	SHEET NO. SIGN-7
APPROVED: <i>Petsy L. Watson</i> <small>REGISTERED PROFESSIONAL ENGINEER</small>	
DATE: 4/27/2023	
SEAL 	
DOCUMENT NOT CONSIDERED FINAL UNLESS ALL SIGNATURES COMPLETED	
	




* EXISTING SIGN TO BE RETAINED



PROPOSED SIGNING
US 74
-L- STA 12+00 TO STA 32+00

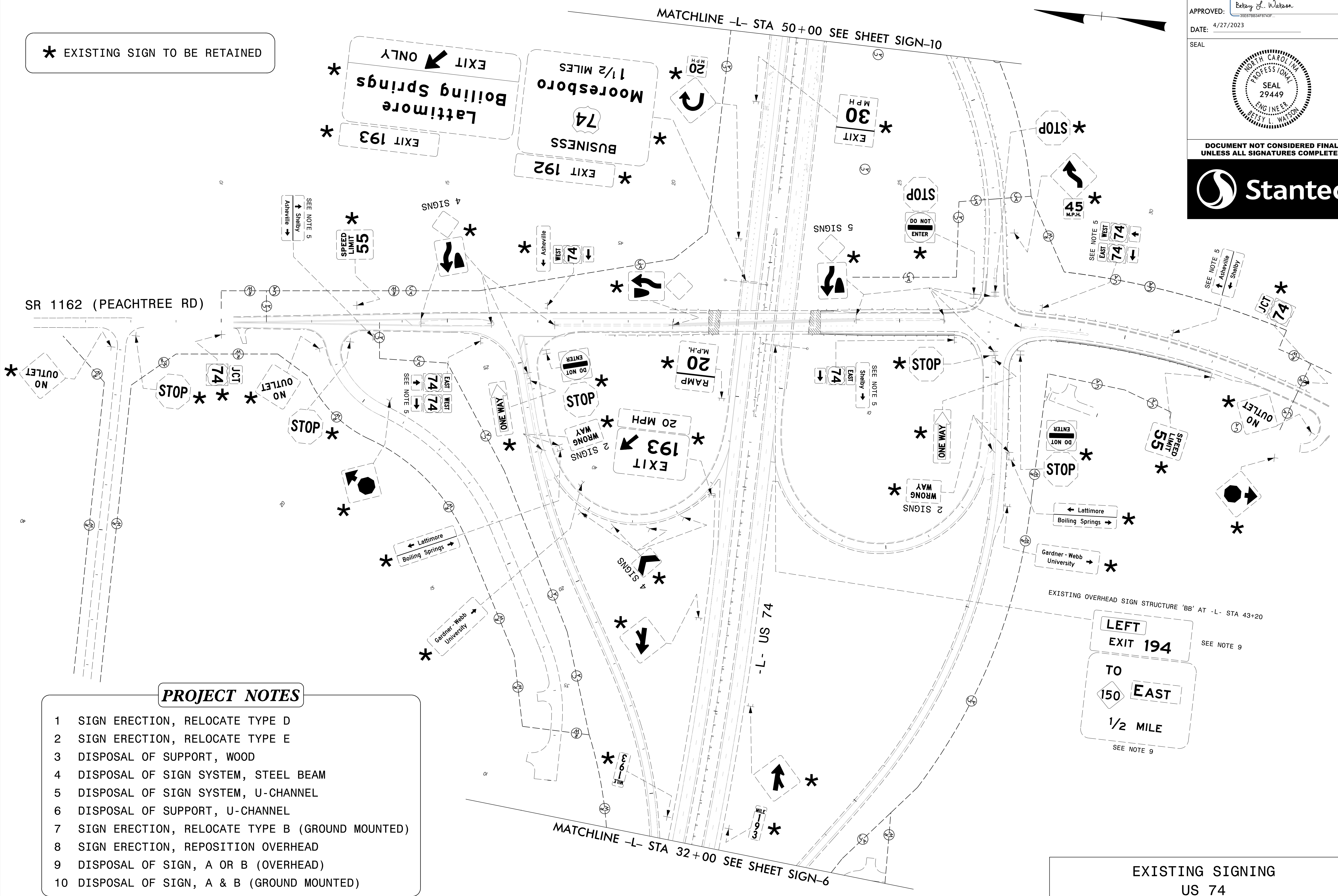
\$\$\$\$\$SYTIME\$\$\$\$\$
\$\$\$\$\$DGN\$\$\$\$\$
\$\$\$\$\$USERNAME\$\$\$\$\$



DOCUMENT NOT CONSIDERED FINAL
UNLESS ALL SIGNATURES COMPLETED



* EXISTING SIGN TO BE RETAINED



- PROJECT NOTES**
- SIGN ERECTION, RELOCATE TYPE D
 - SIGN ERECTION, RELOCATE TYPE E
 - DISPOSAL OF SUPPORT, WOOD
 - DISPOSAL OF SIGN SYSTEM, STEEL BEAM
 - DISPOSAL OF SIGN SYSTEM, U-CHANNEL
 - DISPOSAL OF SUPPORT, U-CHANNEL
 - SIGN ERECTION, RELOCATE TYPE B (GROUND MOUNTED)
 - SIGN ERECTION, REPOSITION OVERHEAD
 - DISPOSAL OF SIGN, A OR B (OVERHEAD)
 - DISPOSAL OF SIGN, A & B (GROUND MOUNTED)

EXISTING SIGNING
US 74
-L- STA 32+00 TO STA 50+00

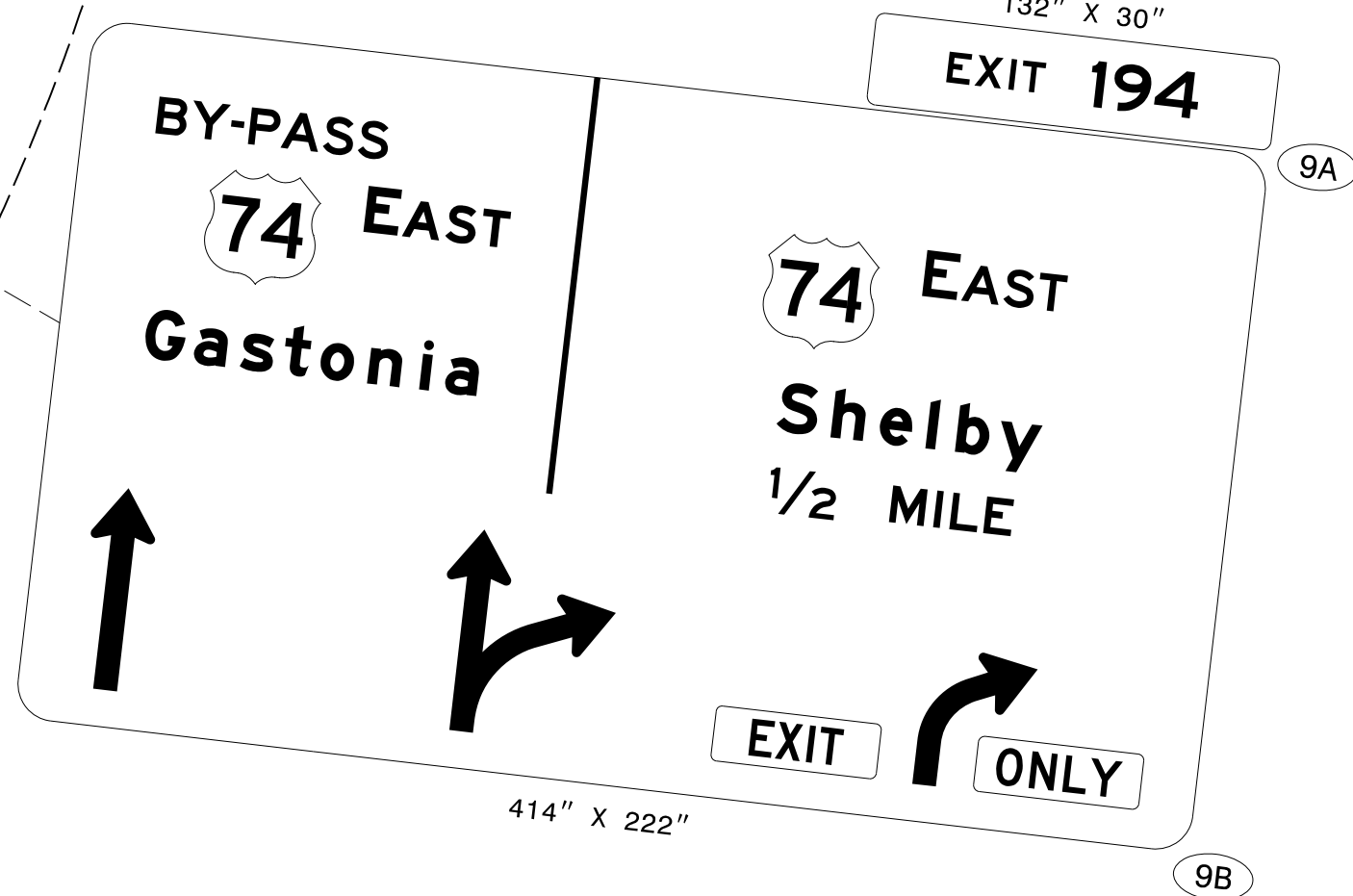
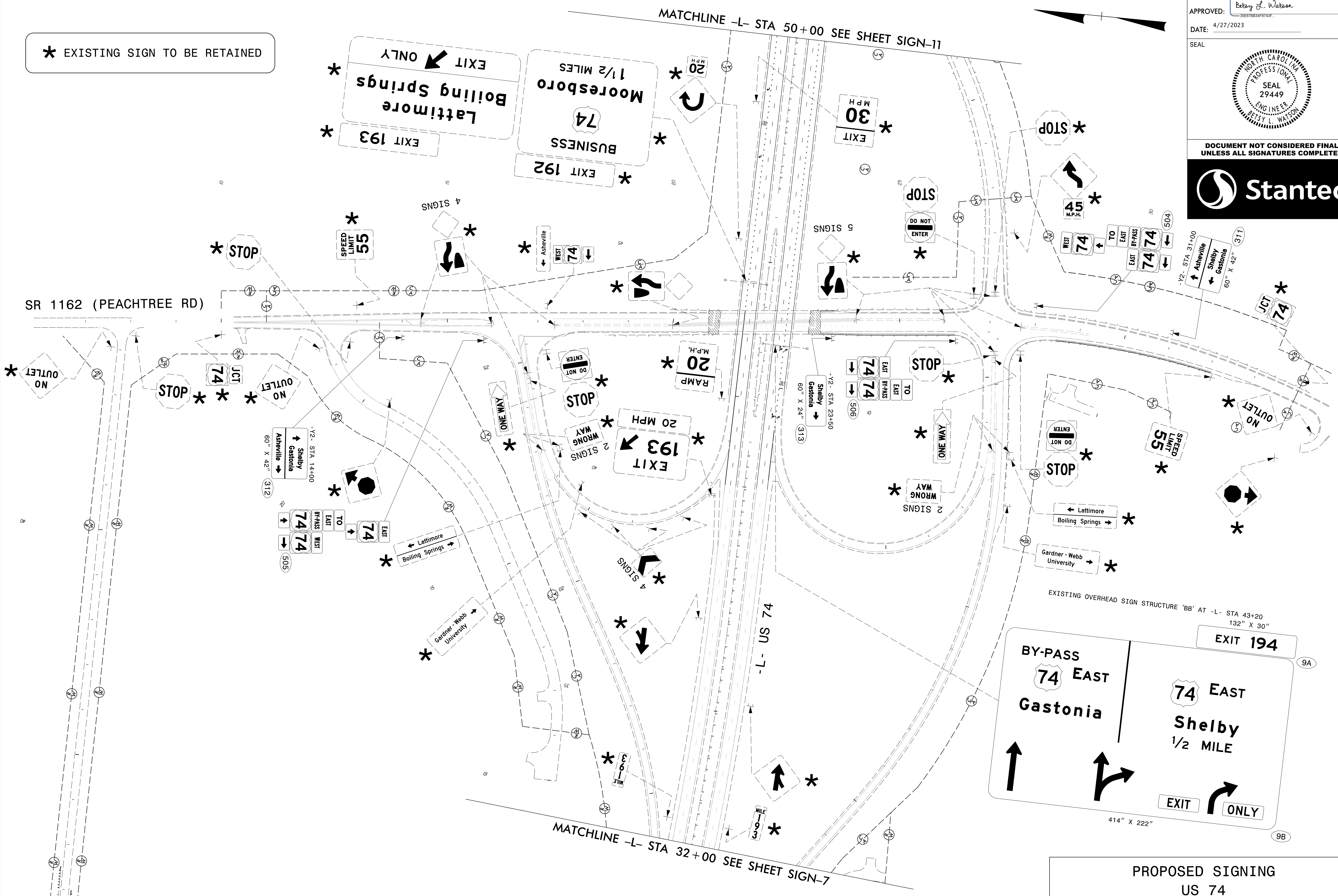
\$\$\$\$\$SYTIME\$\$\$\$\$
\$\$\$\$\$DGN\$\$\$\$\$
\$\$\$\$\$USERNAME\$\$\$\$\$



DOCUMENT NOT CONSIDERED FINAL
UNLESS ALL SIGNATURES COMPLETED



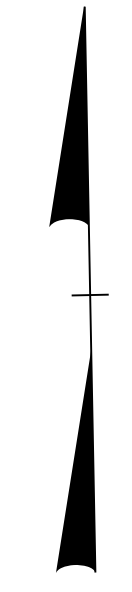
* EXISTING SIGN TO BE RETAINED



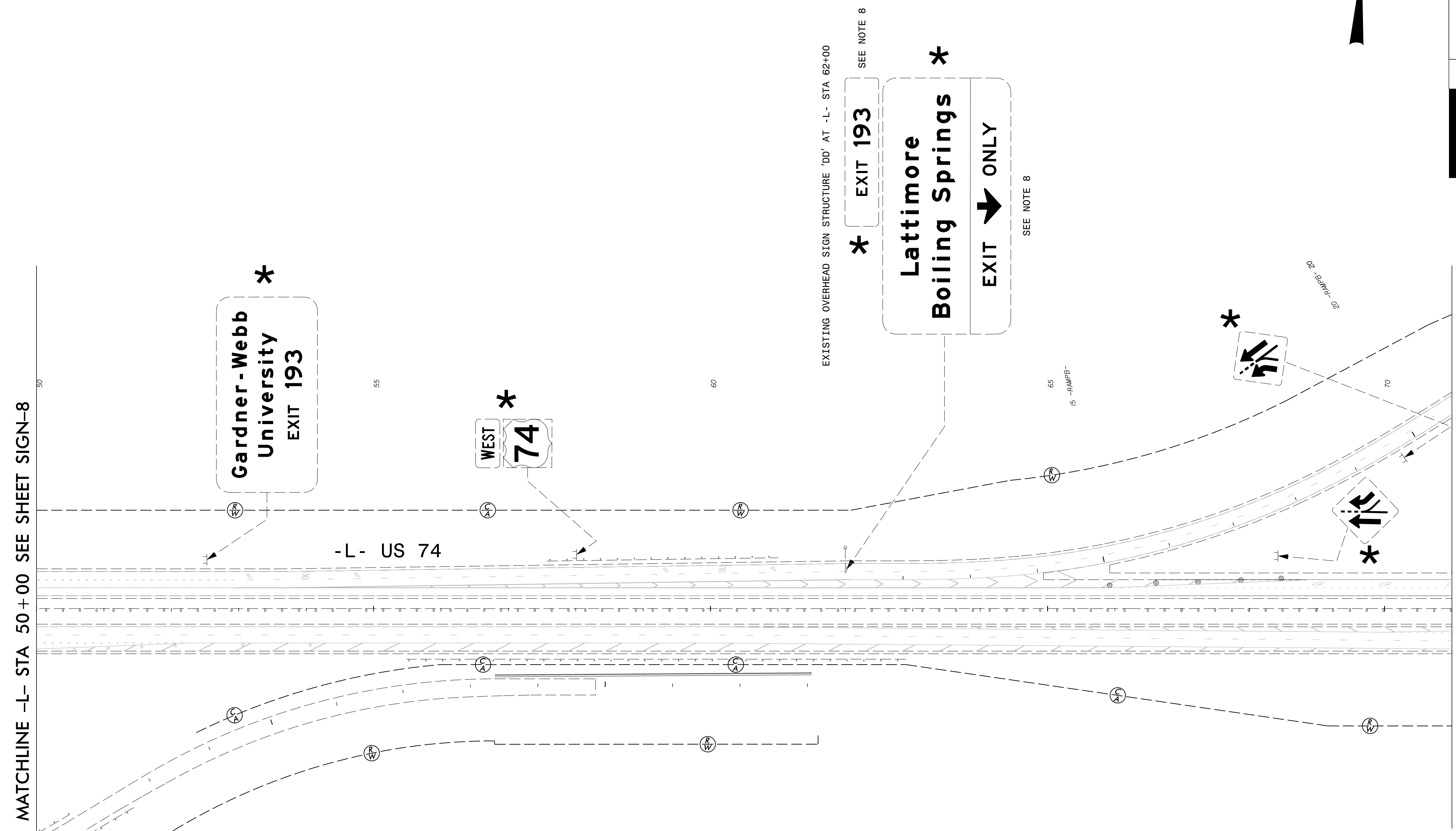
PROPOSED SIGNING
US 74
-L- STA 32+00 TO STA 50+00

\$\$\$\$\$SYSTEMTIME\$\$\$\$\$
\$\$\$\$\$USER\$\$\$\$\$
\$\$\$\$\$USERNAME\$\$\$\$\$

TIP NO. R-2707D	SHEET NO. SIGN-10
APPROVED: <i>Petsy L. Watson</i>	
DATE: 4/27/2023	
SEAL	
DOCUMENT NOT CONSIDERED FINAL UNLESS ALL SIGNATURES COMPLETED	



* EXISTING SIGN TO BE RETAINED





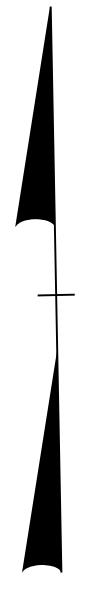
PROJECT NOTES

- 1 SIGN ERECTION, RELOCATE TYPE D
- 2 SIGN ERECTION, RELOCATE TYPE E
- 3 DISPOSAL OF SUPPORT, WOOD
- 4 DISPOSAL OF SIGN SYSTEM, STEEL BEAM
- 5 DISPOSAL OF SIGN SYSTEM, U-CHANNEL
- 6 DISPOSAL OF SUPPORT, U-CHANNEL
- 7 SIGN ERECTION, RELOCATE TYPE B (GROUND MOUNTED)
- 8 SIGN ERECTION, REPOSITION OVERHEAD
- 9 DISPOSAL OF SIGN, A OR B (OVERHEAD)
- 10 DISPOSAL OF SIGN, A & B (GROUND MOUNTED)

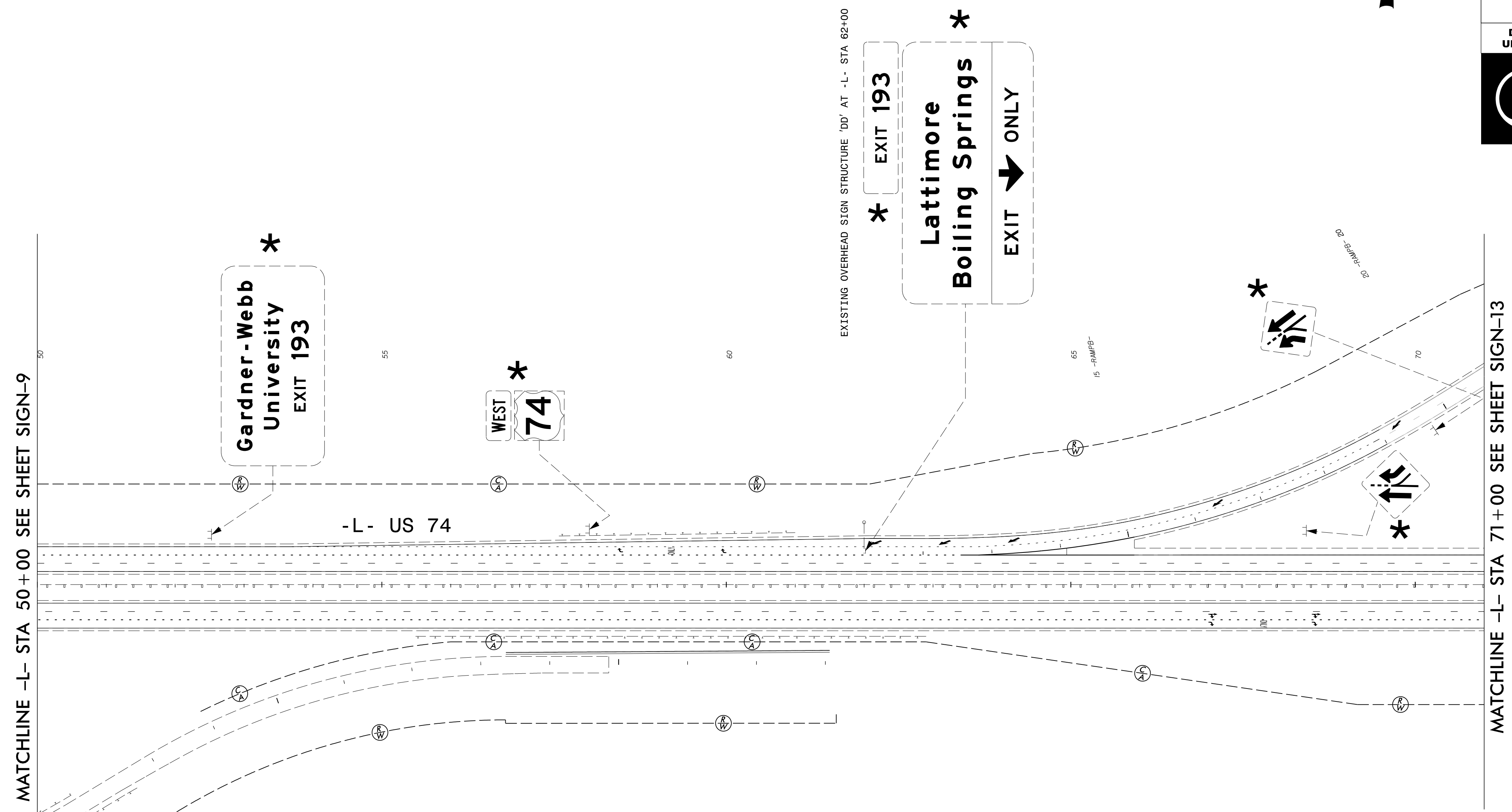
EXISTING SIGNING
US 74
-L- STA 50+00 TO STA 71+00

\$\$\$\$\$SYTIME\$\$\$\$\$
\$\$\$\$\$DGN\$\$\$\$\$
\$\$\$\$\$USERNAME\$\$\$\$\$

TIP NO. R-2707D	SHEET NO. SIGN-11
APPROVED: <i>Betsy L. Watson</i> <small>35E97B834F8743F</small>	
DATE: 4/27/2023	
SEAL	
	
DOCUMENT NOT CONSIDERED FINAL UNLESS ALL SIGNATURES COMPLETED	
	



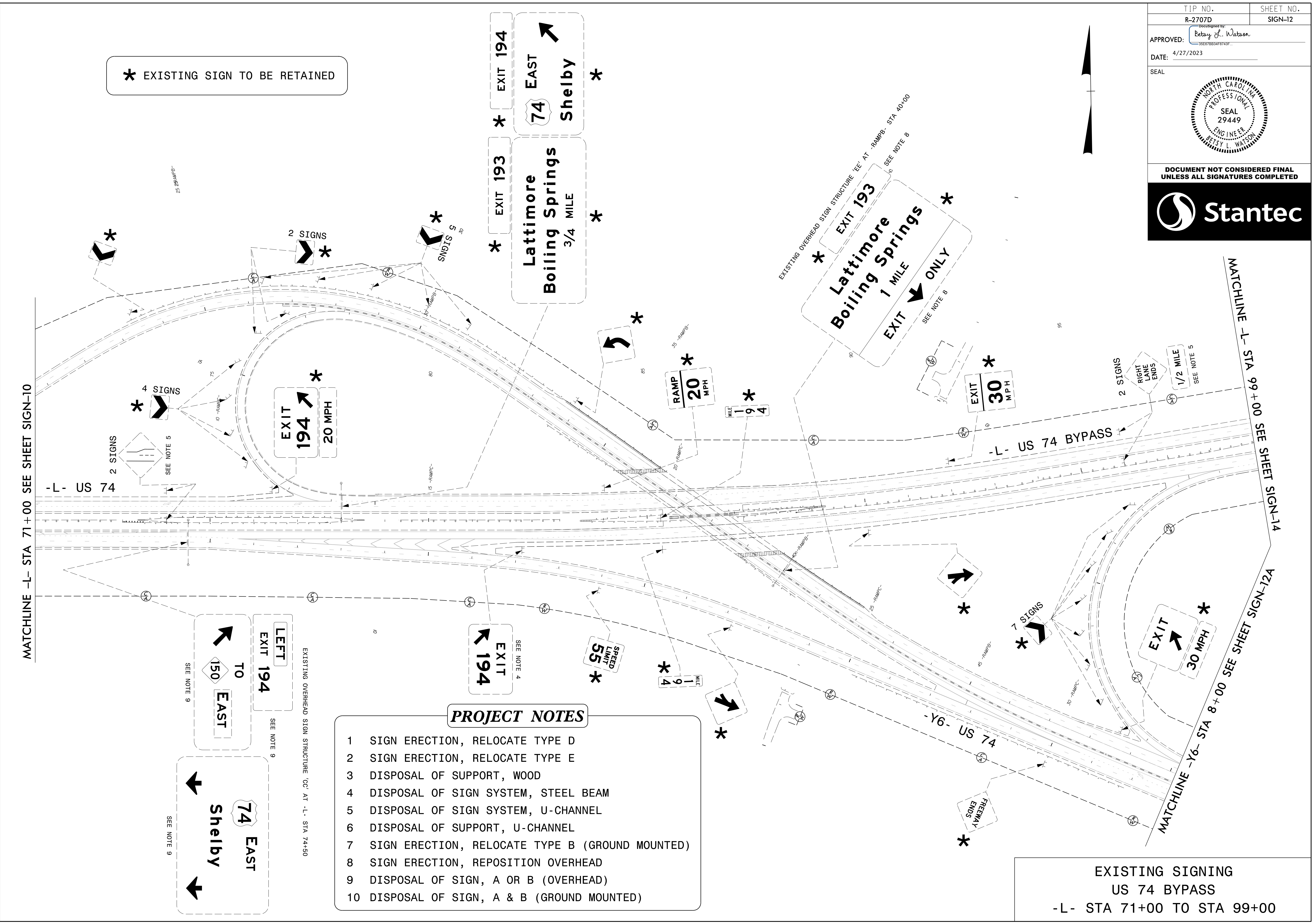
* EXISTING SIGN TO BE RETAINED



\$\$\$\$\$SYTIME\$\$\$\$\$
\$\$\$\$\$DGN\$\$\$\$\$
\$\$\$\$\$USERNAME\$\$\$\$\$

PROPOSED SIGNING
US 74
-L- STA 50+00 TO STA 71+00

TIP NO. R-2707D	SHEET NO. SIGN-12
APPROVED: <i>Betsy L. Watson</i>	
DATE: 4/27/2023	
SEAL	
DOCUMENT NOT CONSIDERED FINAL UNLESS ALL SIGNATURES COMPLETED	



* EXISTING SIGN TO BE RETAINED

- PROJECT NOTES**
- SIGN ERECTION, RELOCATE TYPE D
 - SIGN ERECTION, RELOCATE TYPE E
 - DISPOSAL OF SUPPORT, WOOD
 - DISPOSAL OF SIGN SYSTEM, STEEL BEAM
 - DISPOSAL OF SIGN SYSTEM, U-CHANNEL
 - DISPOSAL OF SUPPORT, U-CHANNEL
 - SIGN ERECTION, RELOCATE TYPE B (GROUND MOUNTED)
 - SIGN ERECTION, REPOSITION OVERHEAD
 - DISPOSAL OF SIGN, A OR B (OVERHEAD)
 - DISPOSAL OF SIGN, A & B (GROUND MOUNTED)

EXISTING SIGNING
US 74 BYPASS
-L- STA 71+00 TO STA 99+00


\$\$\$\$\$SYTIME\$\$\$\$\$
\$\$\$\$\$DGN\$\$\$\$\$
\$\$\$\$\$USERNAME\$\$\$\$\$

TIP NO. R-2707D	SHEET NO. SIGN-12A
APPROVED: <i>Betsy L. Watson</i>	
DATE: 4/27/2023	
SEAL	
DOCUMENT NOT CONSIDERED FINAL UNLESS ALL SIGNATURES COMPLETED	

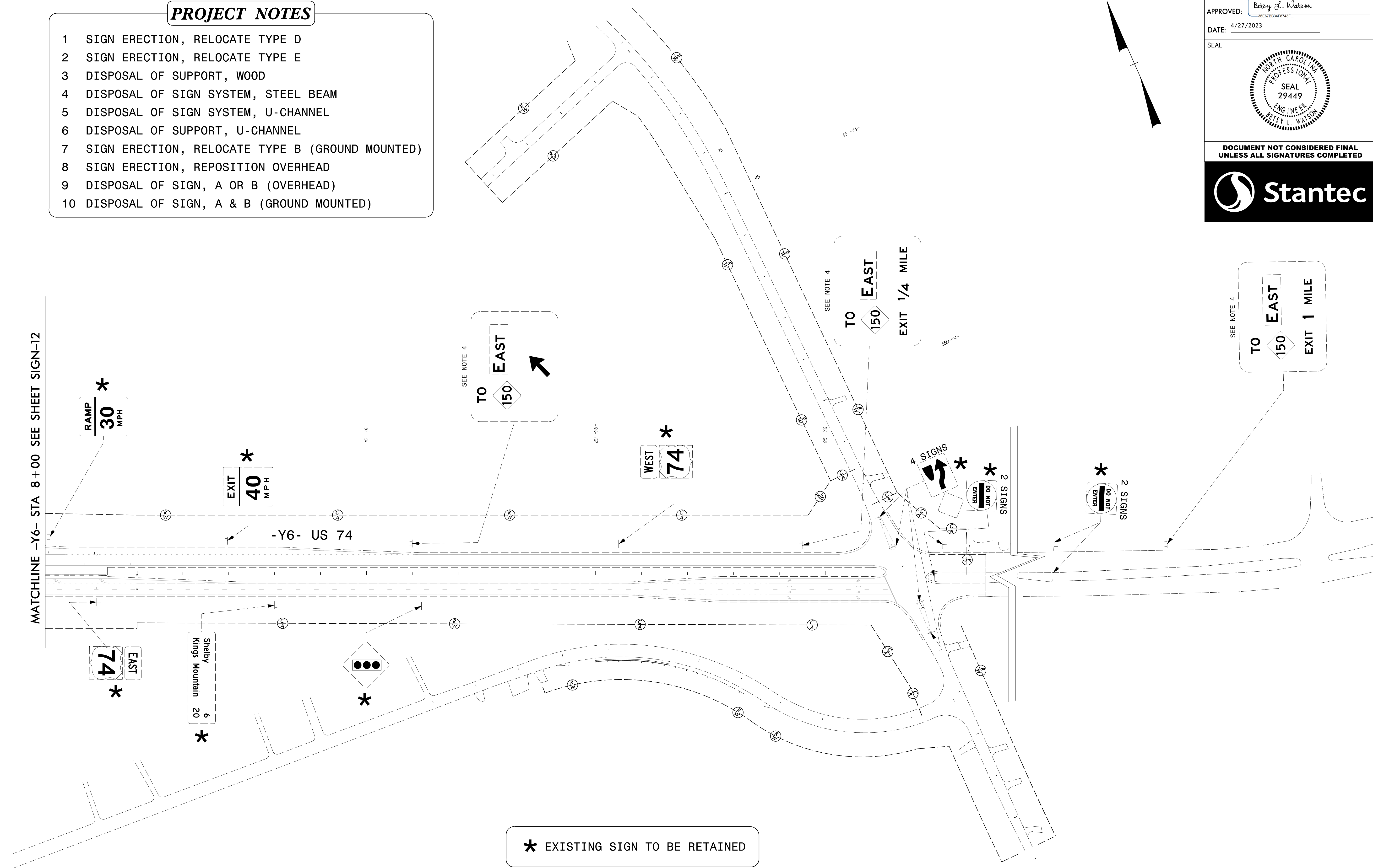


PROJECT NOTES

- 1 SIGN ERECTION, RELOCATE TYPE D
- 2 SIGN ERECTION, RELOCATE TYPE E
- 3 DISPOSAL OF SUPPORT, WOOD
- 4 DISPOSAL OF SIGN SYSTEM, STEEL BEAM
- 5 DISPOSAL OF SIGN SYSTEM, U-CHANNEL
- 6 DISPOSAL OF SUPPORT, U-CHANNEL
- 7 SIGN ERECTION, RELOCATE TYPE B (GROUND MOUNTED)
- 8 SIGN ERECTION, REPOSITION OVERHEAD
- 9 DISPOSAL OF SIGN, A OR B (OVERHEAD)
- 10 DISPOSAL OF SIGN, A & B (GROUND MOUNTED)




MATCHLINE -Y6- STA 8+00 SEE SHEET SIGN-12

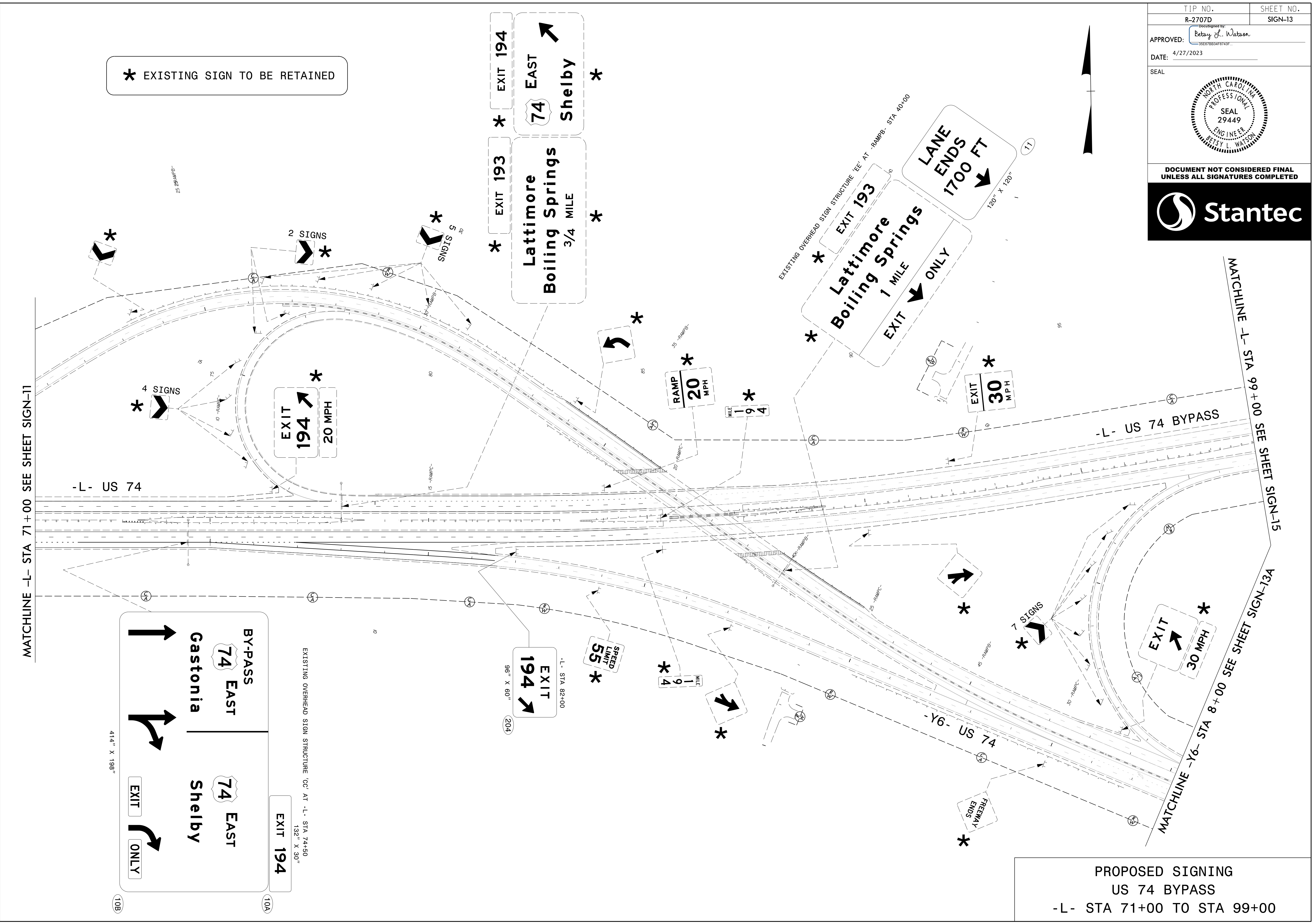


* EXISTING SIGN TO BE RETAINED

EXISTING SIGNING
US 74
-Y6- STA 8+00 TO STA 29+00

\$\$\$\$\$SYTIME\$\$\$\$\$
\$\$\$\$\$DGN\$\$\$\$\$
\$\$\$\$\$USERNAME\$\$\$\$\$

TIP NO. R-2707D	SHEET NO. SIGN-13
APPROVED: <i>Betsy L. Watson</i> <small>REGISTERED PROFESSIONAL ENGINEER 35067B034P8743P</small>	
DATE: 4/27/2023	
SEAL	
	
DOCUMENT NOT CONSIDERED FINAL UNLESS ALL SIGNATURES COMPLETED	



* EXISTING SIGN TO BE RETAINED

EXISTING OVERHEAD SIGN STRUCTURE 'OC' AT -L- STA 74+50
132' X 30'

EXIT 194	
BY-PASS 74 EAST Gastonia	74 EAST Shelby
EXIT	ONLY

414' X 198'

EXISTING OVERHEAD SIGN STRUCTURE 'EE' AT -RAMP- STA 80+00

EXIT 193	EXIT 194
Lattimore Boiling Springs 3/4 MILE	74 EAST Shelby



EXISTING OVERHEAD SIGN STRUCTURE 'EE' AT -RAMP- STA 80+00

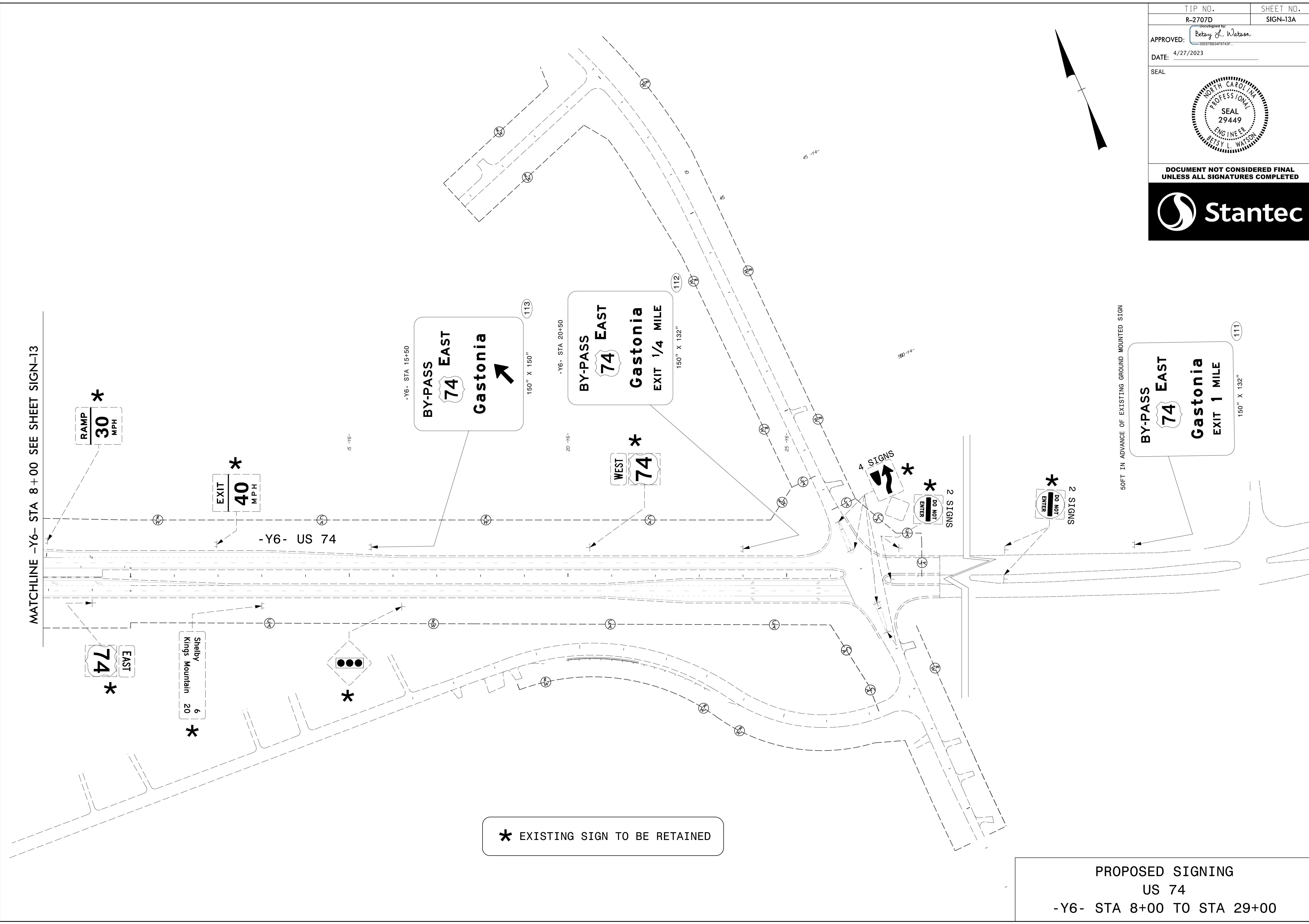

EXIT 193	LANE ENDS 1700 FT
Lattimore Boiling Springs 1 MILE EXIT ONLY	

120' X 120'

PROPOSED SIGNING
US 74 BYPASS
-L- STA 71+00 TO STA 99+00

\$\$\$\$\$SYTIME\$\$\$\$\$
\$\$\$\$\$DGN\$\$\$\$\$
\$\$\$\$\$USERNAME\$\$\$\$\$

TIP NO. R-2707D	SHEET NO. SIGN-13A
APPROVED: <i>Betsy L. Watson</i> 35E87B834F8743F	
DATE: 4/27/2023	
SEAL	
	
DOCUMENT NOT CONSIDERED FINAL UNLESS ALL SIGNATURES COMPLETED	
	



MATCHLINE -Y6- STA 8+00 SEE SHEET SIGN-13

RAMP
30
MPH *

EXIT
40
MPH *

74
EAST *

Shelby
Kings Mountain
20
6 *

BY-PASS
74 EAST
Gastonia
150" X 150" (113) *

BY-PASS
74 EAST
Gastonia
EXIT 1/4 MILE
150" X 132" (112) *

WEST
74 *

4 SIGNS *

DO NOT
ENTER *

2 SIGNS

DO NOT
ENTER *

2 SIGNS



BY-PASS
74 EAST
Gastonia
EXIT 1 MILE
150" X 132" (111) *

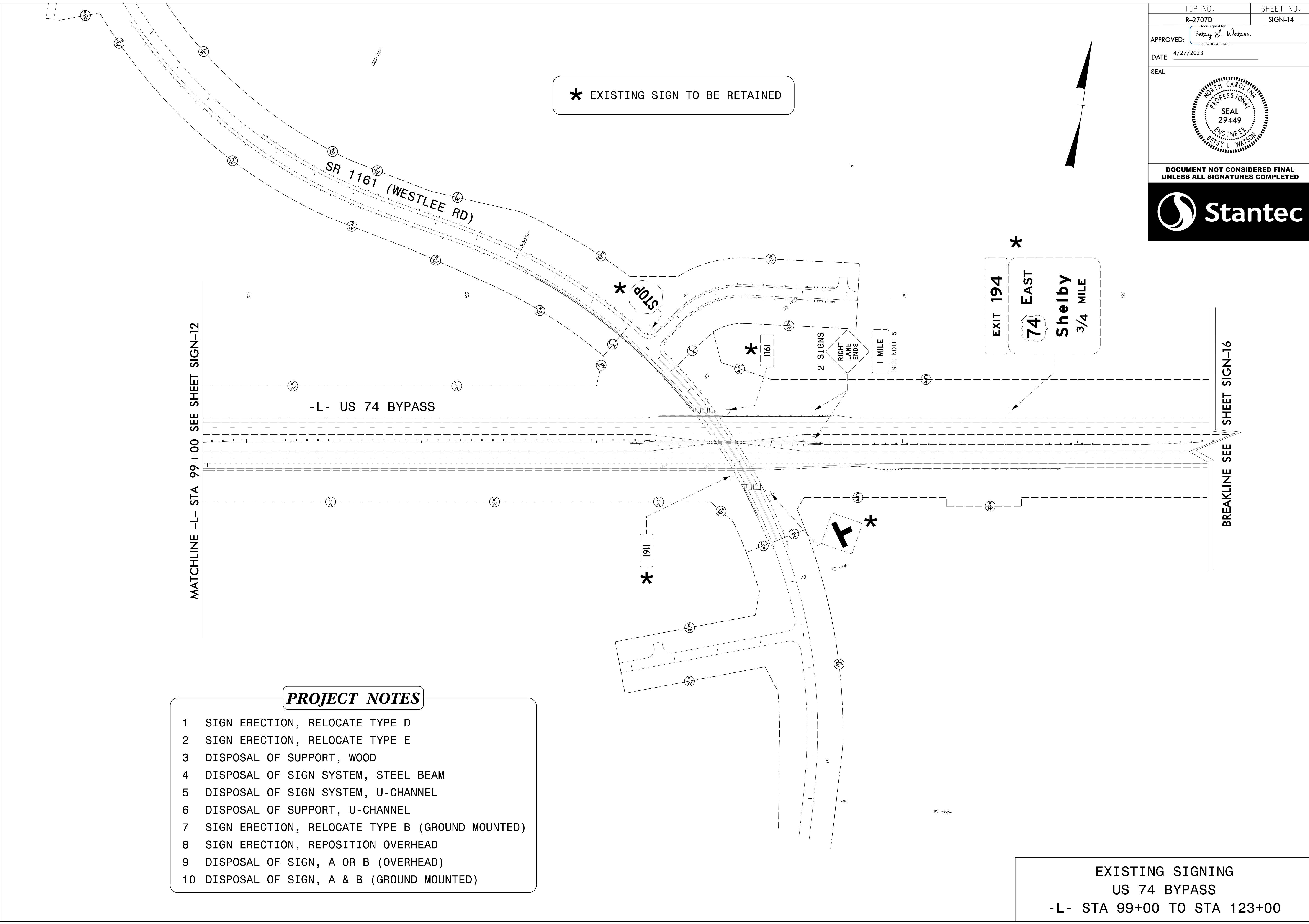
50FT IN ADVANCE OF EXISTING GROUND MOUNTED SIGN

* EXISTING SIGN TO BE RETAINED

PROPOSED SIGNING
US 74
-Y6- STA 8+00 TO STA 29+00

\$\$\$\$\$SYTIME\$\$\$\$\$
\$\$\$\$\$DGN\$\$\$\$\$
\$\$\$\$\$USERNAME\$\$\$\$\$

TIP NO. R-2707D	SHEET NO. SIGN-14
APPROVED: <i>Betsy L. Watson</i> <small>REGISTERED PROFESSIONAL ENGINEER</small>	
DATE: 4/27/2023	
SEAL	
	
DOCUMENT NOT CONSIDERED FINAL UNLESS ALL SIGNATURES COMPLETED	
	



* EXISTING SIGN TO BE RETAINED

MATCHLINE -L- STA 99 + 00 SEE SHEET SIGN-12

-L- US 74 BYPASS

BREAKLINE SEE SHEET SIGN-16

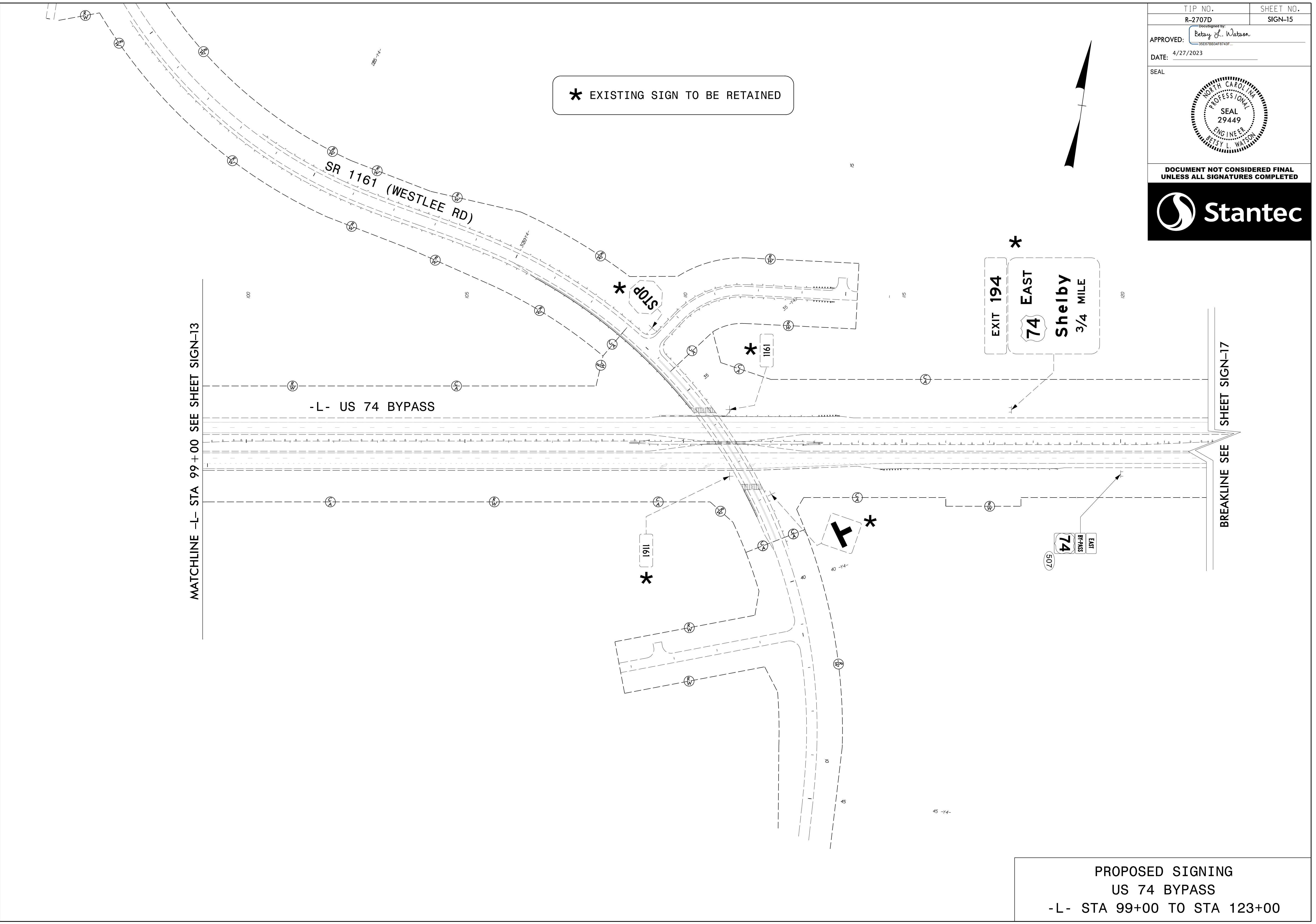
PROJECT NOTES

- 1 SIGN ERECTION, RELOCATE TYPE D
- 2 SIGN ERECTION, RELOCATE TYPE E
- 3 DISPOSAL OF SUPPORT, WOOD
- 4 DISPOSAL OF SIGN SYSTEM, STEEL BEAM
- 5 DISPOSAL OF SIGN SYSTEM, U-CHANNEL
- 6 DISPOSAL OF SUPPORT, U-CHANNEL
- 7 SIGN ERECTION, RELOCATE TYPE B (GROUND MOUNTED)
- 8 SIGN ERECTION, REPOSITION OVERHEAD
- 9 DISPOSAL OF SIGN, A OR B (OVERHEAD)
- 10 DISPOSAL OF SIGN, A & B (GROUND MOUNTED)

EXISTING SIGNING
US 74 BYPASS
-L- STA 99+00 TO STA 123+00

\$\$\$\$\$SYTIME\$\$\$\$\$
\$\$\$\$\$DGN\$\$\$\$\$
\$\$\$\$\$USERNAME\$\$\$\$\$

TIP NO. R-2707D	SHEET NO. SIGN-15
APPROVED: <i>Betsy L. Watson</i> <small>REGISTERED PROFESSIONAL ENGINEER</small>	
DATE: 4/27/2023	
SEAL	
DOCUMENT NOT CONSIDERED FINAL UNLESS ALL SIGNATURES COMPLETED	



* EXISTING SIGN TO BE RETAINED

MATCHLINE -L- STA 99 + 00 SEE SHEET SIGN-13

-L- US 74 BYPASS

SR 1161 (WESTLEE RD)

EXIT 194
74 EAST
Shelby
3/4 MILE

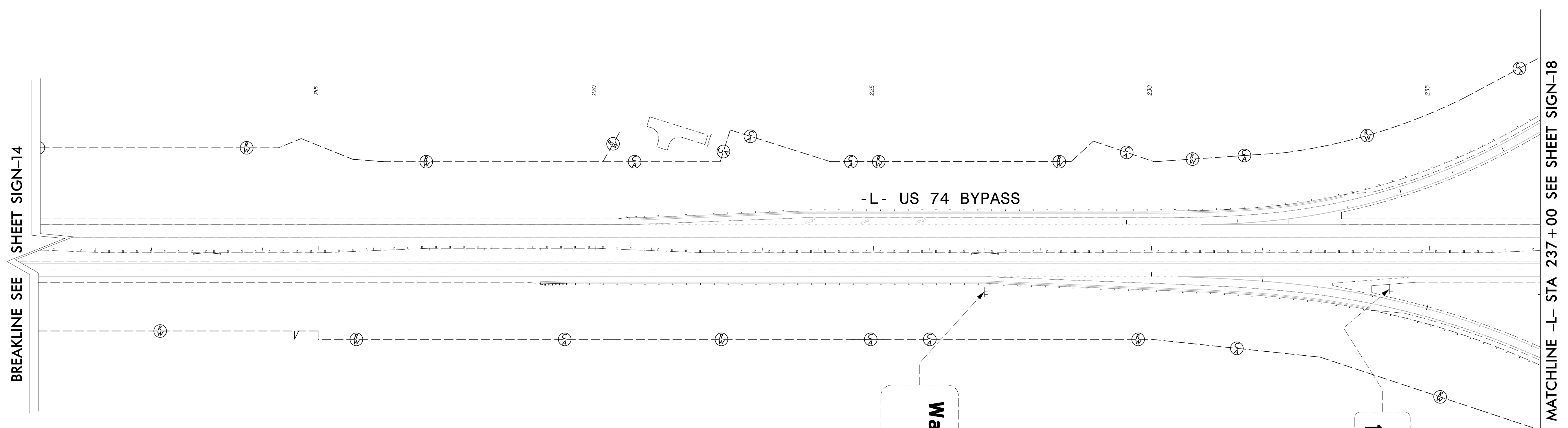

BREAKLINE SEE SHEET SIGN-17

PROPOSED SIGNING
US 74 BYPASS
-L- STA 99+00 TO STA 123+00

\$\$\$\$\$SYTIME\$\$\$\$\$
\$\$\$\$\$DGN\$\$\$\$\$
\$\$\$\$\$USERNAME\$\$\$\$\$

TIP NO. R-2707D	SHEET NO. SIGN-16
APPROVED: <i>Petsy L. Watson</i>	
DATE: 4/27/2023	
SEAL	
DOCUMENT NOT CONSIDERED FINAL UNLESS ALL SIGNATURES COMPLETED	

* EXISTING SIGN TO BE RETAINED



- PROJECT NOTES**
- 1 SIGN ERECTION, RELOCATE TYPE D
 - 2 SIGN ERECTION, RELOCATE TYPE E
 - 3 DISPOSAL OF SUPPORT, WOOD
 - 4 DISPOSAL OF SIGN SYSTEM, STEEL BEAM
 - 5 DISPOSAL OF SIGN SYSTEM, U-CHANNEL
 - 6 DISPOSAL OF SUPPORT, U-CHANNEL
 - 7 SIGN ERECTION, RELOCATE TYPE B (GROUND MOUNTED)
 - 8 SIGN ERECTION, REPOSITION OVERHEAD
 - 9 DISPOSAL OF SIGN, A OR B (OVERHEAD)
 - 10 DISPOSAL OF SIGN, A & B (GROUND MOUNTED)

Washburn Switch Rd
EXIT 197
*

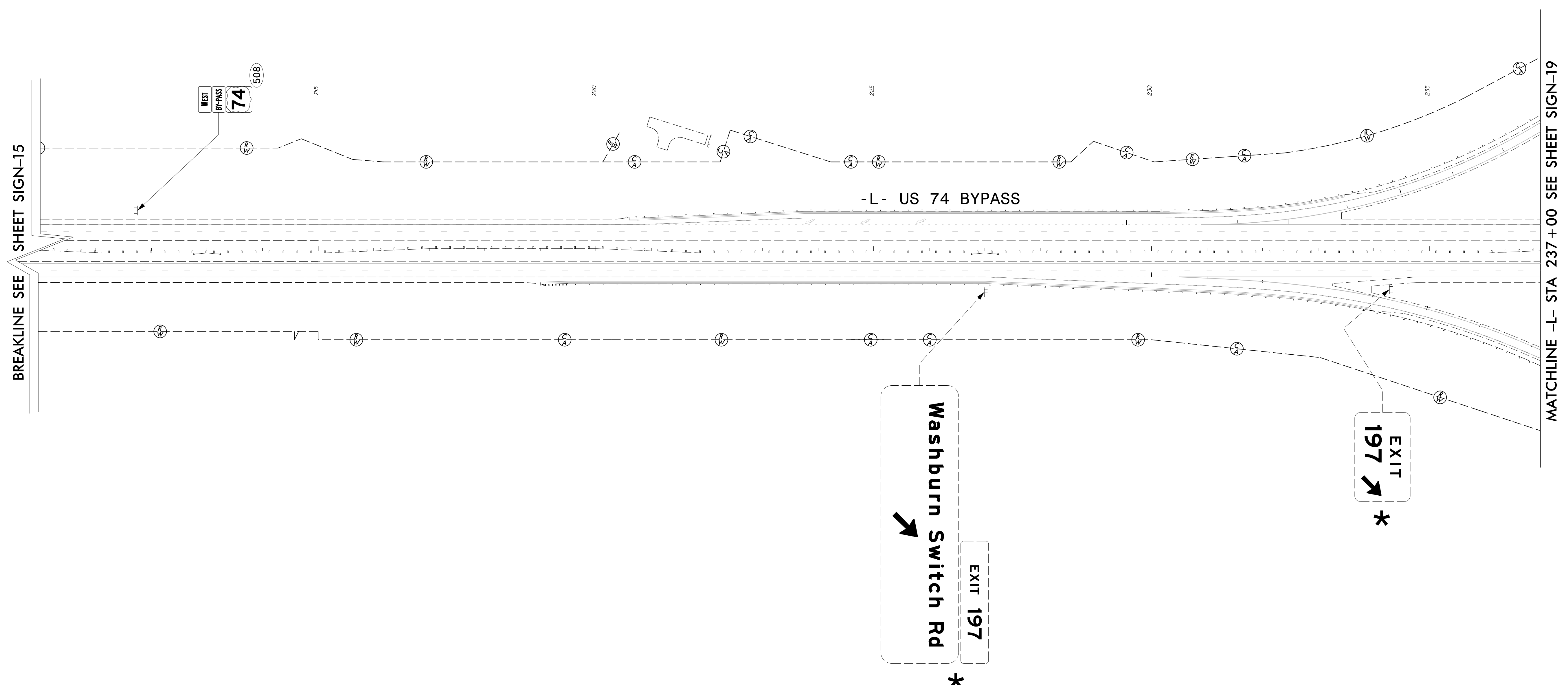

EXIT 197
*

EXISTING SIGNING
US 74 BYPASS
-L- STA 210+00 TO STA 237+00

\$\$\$\$\$SYTIME\$\$\$\$\$
\$\$\$\$\$DGN\$\$\$\$\$
\$\$\$\$\$USERNAME\$\$\$\$\$

TIP NO. R-2707D	SHEET NO. SIGN-17
APPROVED: <i>Petsy L. Watson</i> <small>REGISTERED PROFESSIONAL ENGINEER</small>	
DATE: 4/27/2023	
SEAL	
DOCUMENT NOT CONSIDERED FINAL UNLESS ALL SIGNATURES COMPLETED	

* EXISTING SIGN TO BE RETAINED



\$\$\$\$\$SYTIME\$\$\$\$\$
\$\$\$\$\$DDGN\$\$\$\$\$
\$\$\$\$\$USERNAME\$\$\$\$\$

PROPOSED SIGNING
US 74 BYPASS
-L- STA 210+00 TO STA 237+00