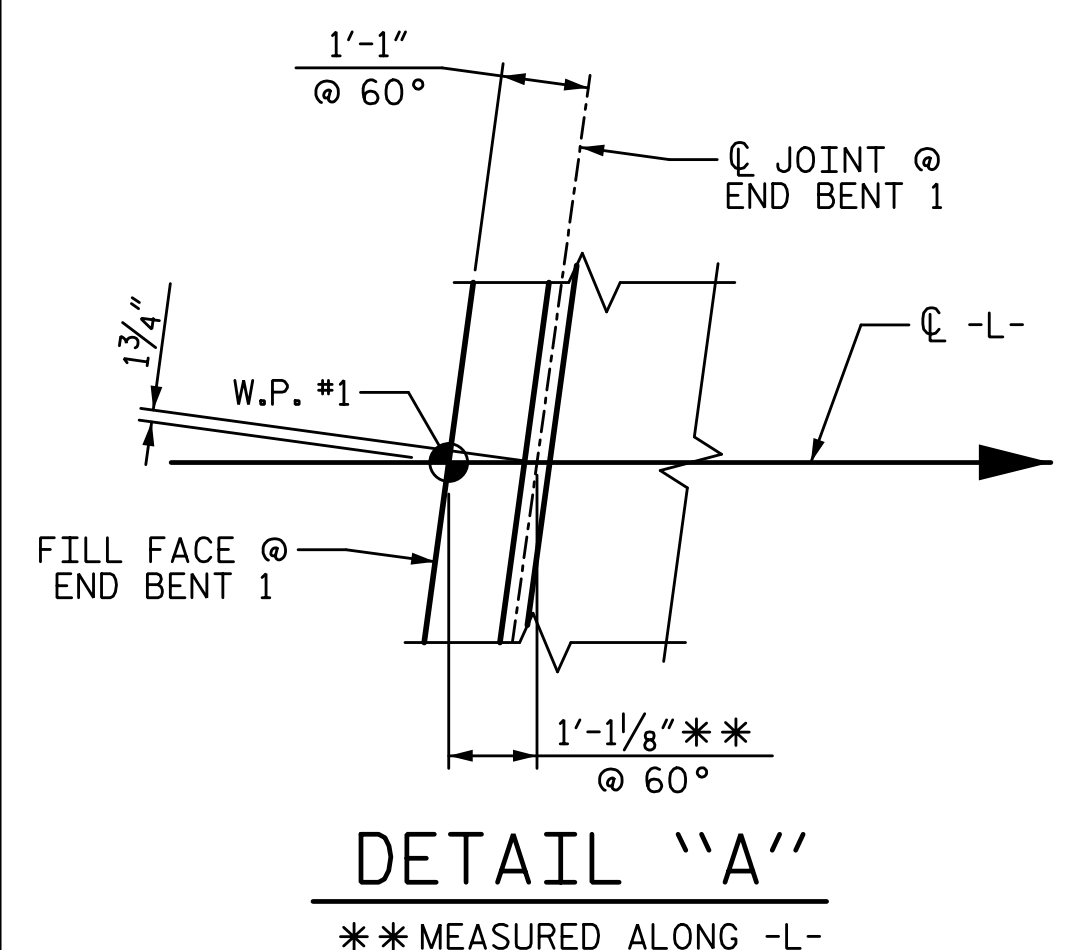
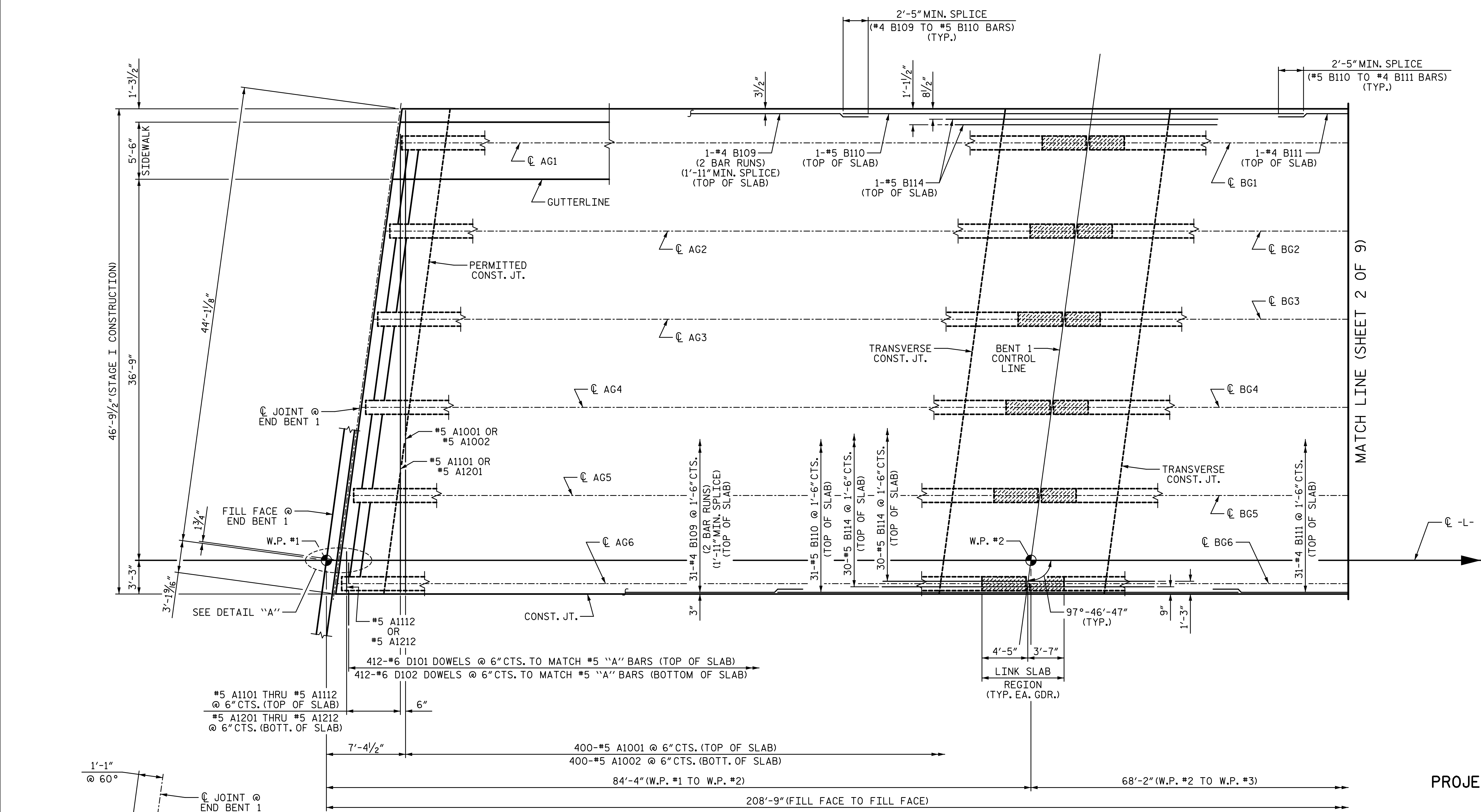


4/6/2023 12:01:48 PM P:\Raleigh\Projects\2018\Division 9 (Mott MacDonald)\U-2729\Structures\Drawings\Final\U2729_SMU_S_330290.dgn

NOTES:

- SEE "SUPERSTRUCTURE TYPICAL SECTION" SHEETS FOR SECTIONS AT END BENTS AND BENTS.
- FOR LOCATION OF INTERMEDIATE DIAPHRAGMS, SEE "SUPERSTRUCTURE FRAMING PLAN" SHEET.
- FOR POUR SEQUENCE AND LOCATION OF TRANSVERSE CONSTRUCTION JOINT, SEE "SUPERSTRUCTURE BILL OF MATERIAL" SHEET.
- FOR ADDITIONAL REINFORCING STEEL IN SIDEWALKS AND DECK, SEE "SUPERSTRUCTURE SIDEWALK DETAILS" SHEET.
- SEE SHEET 9 OF 9 FOR "B" BAR PLACEMENT DETAILS.
- FOR JOINT DETAILS, SEE "SUPERSTRUCTURE STRIP SEAL EXPANSION JOINT DETAILS" SHEETS.



PART PLAN OF SPANS

(TOP & BOTTOM "A" & "D" BARS SHOWN)
(ONLY TOP "B" BARS SHOWN FOR CLARITY)
FOR ADDITIONAL STAGE I DECK SLAB REINFORCEMENT, SEE SHEET 3 OF 9 & SHEET 4 OF 9.


PROJECT NO. U-2729
FORSYTH COUNTY
STATION: 33+99.11 -L-

SHEET 1 OF 9

STATE OF NORTH CAROLINA
DEPARTMENT OF TRANSPORTATION
RALEIGH
SUPERSTRUCTURE

PLAN OF SPANS

STAGE I



W WGI

5640 Dillard Drive, Suite 200
Cary, NC 27518

LICENSURE NO. C-4434

DRAWN BY: T. BANKOVICH	DATE: 9-22
CHECKED BY: T.J. BEACH	DATE: 9-22
DESIGN ENGINEER OF RECORD: J.A. BATTS	DATE: 9-22

REVISIONS				SHEET NO.	
NO.	BY:	DATE:	NO.	BY:	DATE:
1			3		
2			4		

DOCUMENT NOT CONSIDERED FINAL
UNLESS ALL SIGNATURES COMPLETED