

ALTERNATE PHASING ACTIVATION DETAIL

TO RUN ALT. PHASING DURING COORDINATION - SELECT ALL PAGE CHANGES (AS SHOWN BELOW) WITHIN COORDINATION PLAN PROGRAMMING.

TO RUN ALT. PHASING DURING FREE RUN - PROGRAM PAGE CHANGES (SHOWN BELOW) IN SEPARATE TIME OF DAY EVENTS. IF PAGE 1 IS USED, NO EVENT PROGRAMMING IS NECESSARY FOR THAT PARTICULAR PAGE.

<u>PHASING</u>	<u>INPUTS PAGE</u>	<u>OVERLAPS PAGE</u>
ACTIVE PAGES REQUIRED TO RUN <u>DEFAULT PHASING</u>	1	1
ACTIVE PAGES REQUIRED TO RUN <u>ALTERNATE PHASING</u>	2	2

NOTE: PAGES NOT SHOWN (i.e. sequence, phase control, etc.) SHOULD REMAIN AS '1', OR AS DEFINED BY TIMING ENGINEER.

IMPORTANT: IF ALT. PHASING IS USED DURING FREE RUN AND COORDINATION, DO NOT OPERATE TIME OF DAY PAGE CHANGE EVENTS CONCURRENTLY WITH COORDINATION PLAN EVENTS IN THE EVENT SCHEDULER. (EX. FREE RUN PAGE CHANGE EVENT SHOULD END BEFORE COORDINATION PLAN EVENT STARTS AND VICE-VERSA).

ALTERNATE PHASING PAGE CHANGE SUMMARY

THE FOLLOWING IS A SUMMARY OF WHAT TAKES PLACE WHEN THESE OVERLAP/INPUT PAGE CHANGES ACTIVATE TO CALL THE "ALTERNATE PHASING":

OVERLAPS PAGE 2: Modifies overlap parent phases for heads 51 to run protected turns only.

INPUTS PAGE 2: Disables phase 2 call on loop 5A and reduces delay time for phase 5 call on loop 5A to 3 seconds.

FLASHER CIRCUIT MODIFICATION DETAIL

IN ORDER TO ENSURE THAT SIGNALS FLASH CONCURRENTLY ON THE SAME APPROACH, MAKE THE FOLLOWING FLASHER CIRCUIT CHANGES:

1. ON REAR OF PDA - REMOVE WIRE FROM TERM. T2-4 AND TERMINATE ON T2-2.
2. ON REAR OF PDA - REMOVE WIRE FROM TERM. T2-5 AND TERMINATE ON T2-3.
3. REMOVE FLASHER UNIT 2.




THE CHANGES LISTED ABOVE TIES ALL PHASES AND OVERLAPS TO FLASHER UNIT 1.

THIS ELECTRICAL DETAIL IS FOR THE SIGNAL DESIGN: 09-1105T6
DESIGNED: March 2023
SEALED: April 25, 2023
REVISED:

4/25/2023 6:43:08 PM C:\Users\ldstouchko\Documents\Signal\Signal\09-1105\09-1105-20230425e4-16.dgn User: ldstouchko

Signal Upgrade - Temporary Design 6 - Electrical Detail - Sheet 4 of 4

DOCUMENT NOT CONSIDERED FINAL UNLESS ALL SIGNATURES COMPLETED

 <p>MOTT MACDONALD 7621 Purfoy Road Suite 115 Fuquay-Varina, NC 27526 www.mottmac.com License No. F-0669</p>	 <p>ELECTRICAL AND PROGRAMMING DETAILS FOR:</p>	<p>SR 1672 (Hanes Mill Rd) at US 52 NB Ramps</p>	 <p>SEAL NORTH CAROLINA PROFESSIONAL ENGINEER RUSSELL W. THOMPSON 032711</p>									
		<p>Division 9 Forsyth County Winston-Salem</p> <p>PLAN DATE: March 2023 REVIEWED BY: RW Thompson</p> <p>PREPARED BY: LD Stouchko REVIEWED BY:</p>										
<table border="1" style="width: 100%; border-collapse: collapse;"> <thead> <tr> <th style="width: 60%;">REVISIONS</th> <th style="width: 20%;">INIT.</th> <th style="width: 20%;">DATE</th> </tr> </thead> <tbody> <tr> <td> </td> <td> </td> <td> </td> </tr> <tr> <td> </td> <td> </td> <td> </td> </tr> </tbody> </table>		REVISIONS	INIT.	DATE							<p>DocuSign Russell W. Thompson A1985863988404</p>	
REVISIONS	INIT.	DATE										
<p>750 N. Greenfield Pkwy, Garner, NC 27529</p>			<p>DATE SIG. INVENTORY NO. 09-1105T6</p>									