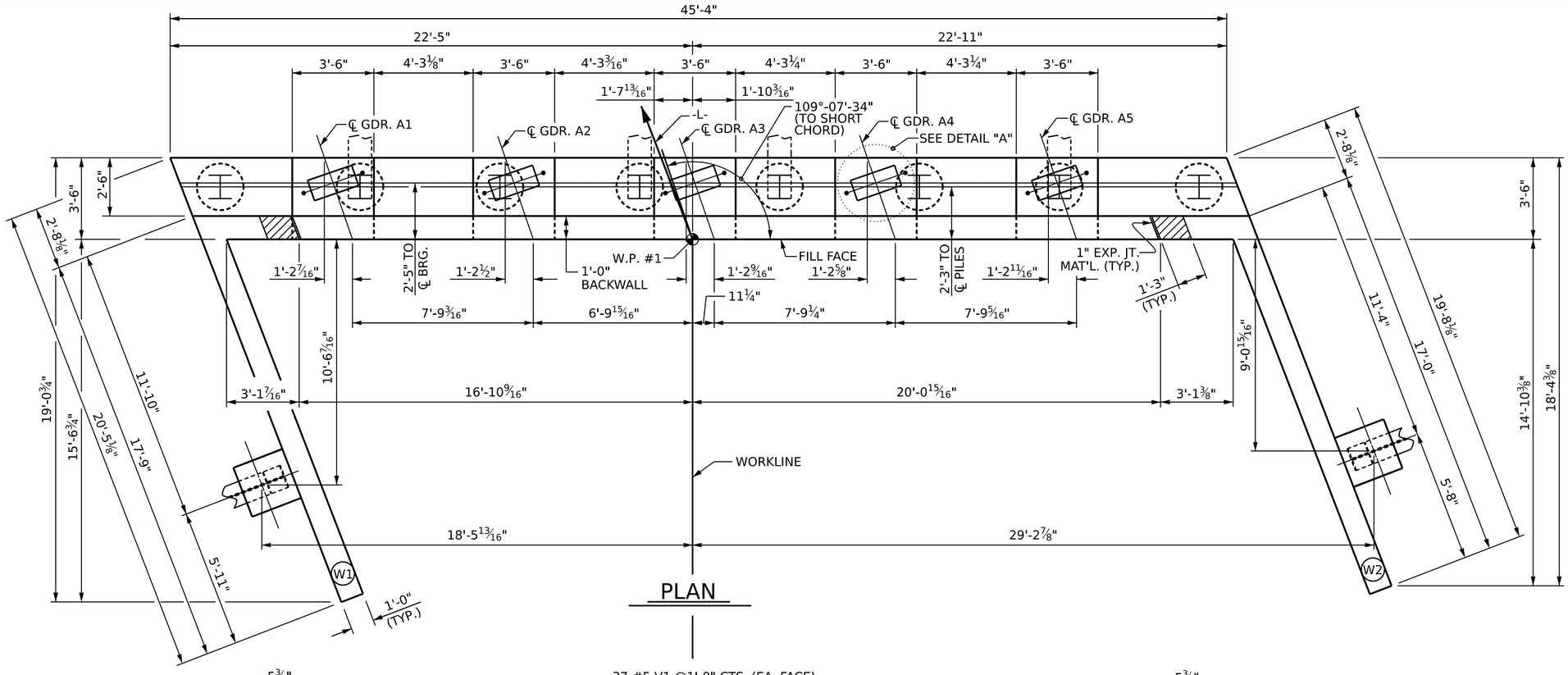

PLAN

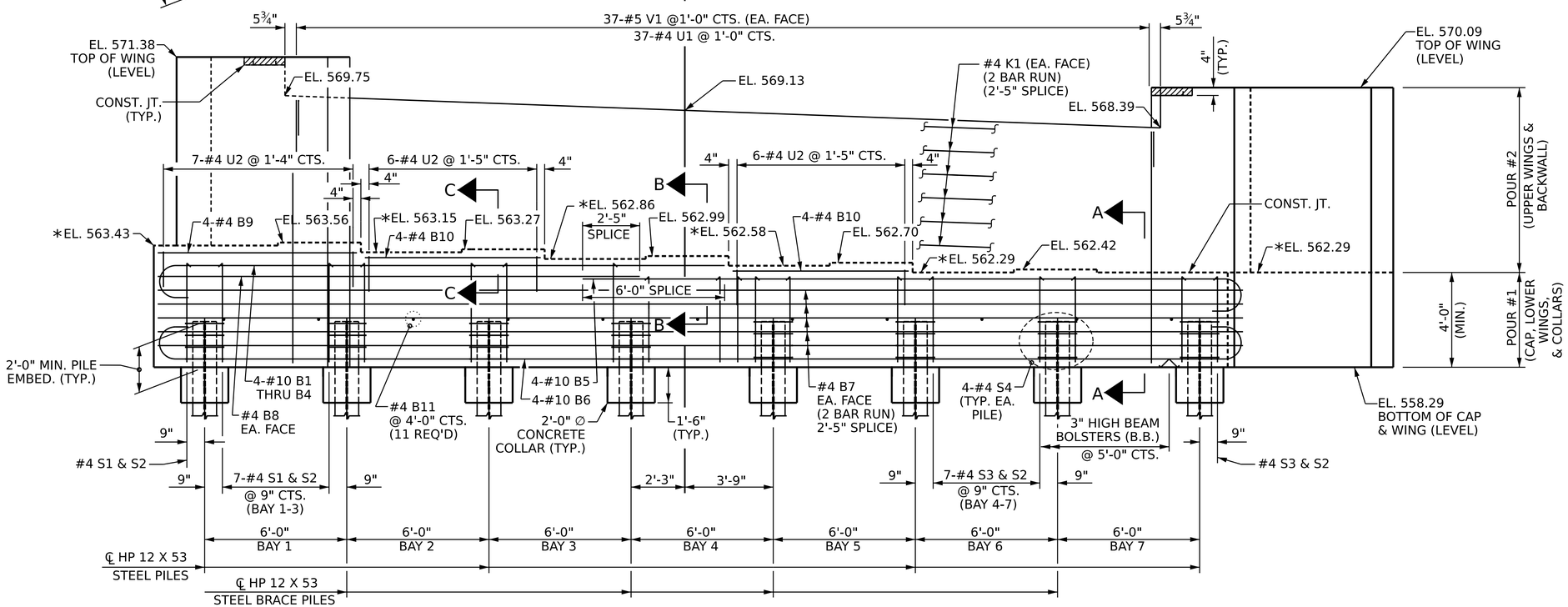

ELEVATION

(BRACE PILE IN WINGS NOT SHOWN FOR CLARITY)

NOTES

* FOR LOCATION OF ELEVATION BETWEEN BRIDGE SEAT BUILDUPS, SEE SECTION A-A ON SHEET 3 OF 3.

STIRRUPS AND U2 BARS IN CAP MAY BE SHIFTED AS NECESSARY TO CLEAR ANCHOR BOLTS.

FOR PILE SPLICE DETAILS, SEE SHEET 3 OF 3.

BACKWALL SHALL BE PLACED BEFORE APPLYING THE EPOXY PROTECTIVE COATING.

THE TOP SURFACE AREAS OF THE END BENT CAPS SHALL BE CURED IN ACCORDANCE WITH THE STANDARD SPECIFICATIONS EXCEPT THE MEMBRANE CURING COMPOUND METHOD SHALL NOT BE USED.

THE TOP SURFACE OF THE CAP EXCEPT THE BRIDGE SEAT BUILDUPS SHALL BE SLOPED TRANSVERSELY FROM THE FILL FACE TO THE BACK FACE AT THE RATE OF 2%.

THE CONCRETE IN THE SHADED AREA OF THE WING SHALL BE POURED AFTER THE JOINT BETWEEN THE DECK AND THE APPROACH SLAB HAS BEEN SAWED AND THE BARRIER RAIL ARE CAST IF SLIP FORMING IS USED.

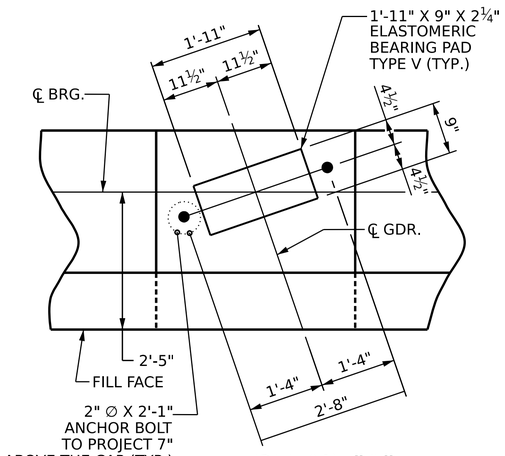

DETAIL "A"

(TYP. EA. GDR.)

PROJECT NO. B-5721

ROCKINGHAM COUNTY

STATION: 21+64.00 -L-

SHEET 1 OF 3

STATE OF NORTH CAROLINA
DEPARTMENT OF TRANSPORTATION
RALEIGH

SUBSTRUCTURE

END BENT 1

NORTH CAROLINA PROFESSIONAL SEAL 36871 ENGINEER FRANCESCA LEA

DocuSigned by: Francesca Lea
B79DADB65D584EF...
03/23/2023

REVISIONS								
NO.	BY:	DATE:	NO.	BY:	DATE:		SHEET NO.	
1			3				S-21	
2			4				TOTAL SHEETS	
							31	

DOCUMENT NOT CONSIDERED FINAL UNLESS ALL SIGNATURES COMPLETED

DRAWN BY :	Q. T. NGUYEN	DATE :	05/2022
CHECKED BY :	F. LEA	DATE :	11/2022
DESIGN ENGINEER OF RECORD:	F. LEA	DATE :	03/2022

2/14/2023
R:\Structures\Plans\401_039_B5721_SMU_E*1_S21_780124.dgn
flea