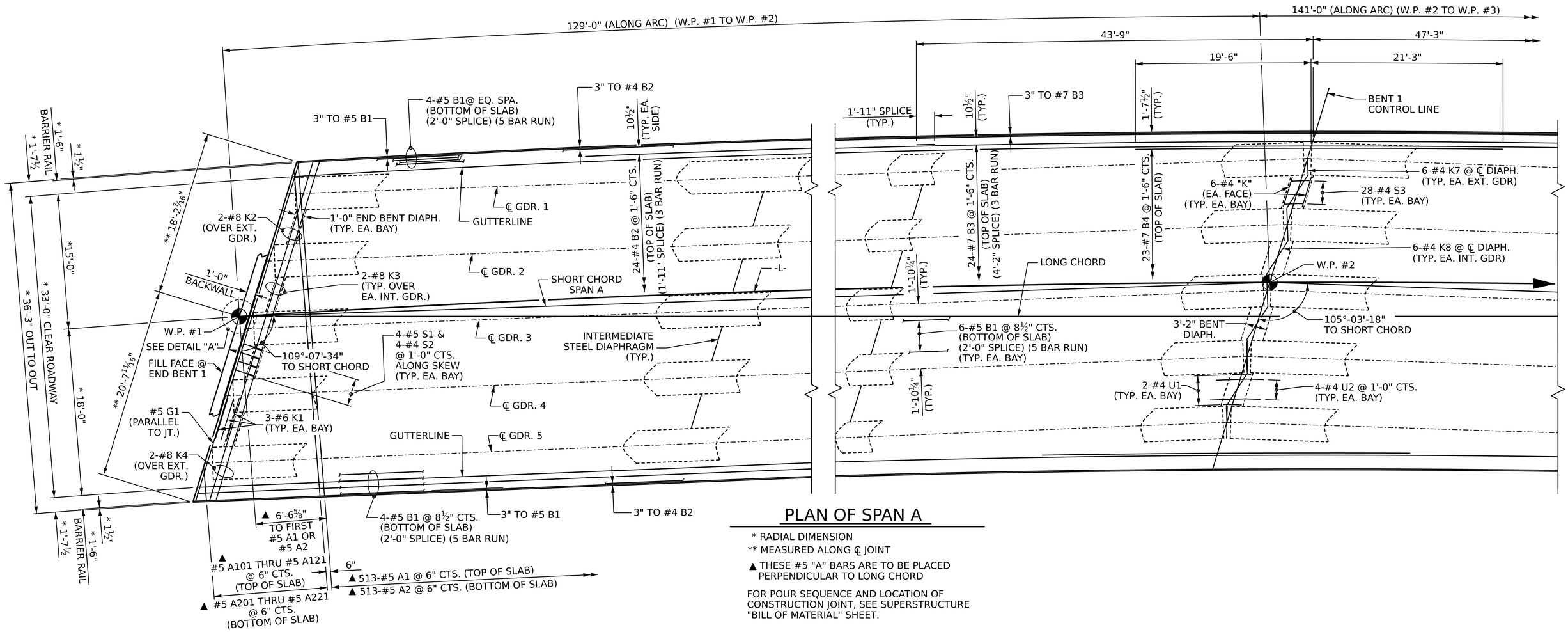

PLAN OF SPAN A

* RADIAL DIMENSION

** MEASURED ALONG ℄ JOINT

▲ THESE #5 "A" BARS ARE TO BE PLACED PERPENDICULAR TO LONG CHORD

FOR POUR SEQUENCE AND LOCATION OF CONSTRUCTION JOINT, SEE SUPERSTRUCTURE "BILL OF MATERIAL" SHEET.

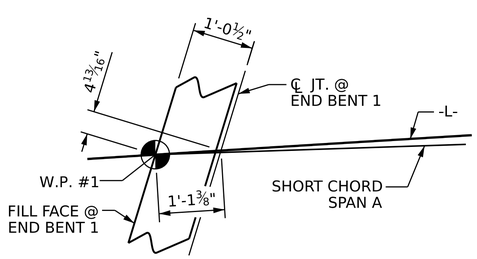

DETAIL "A"

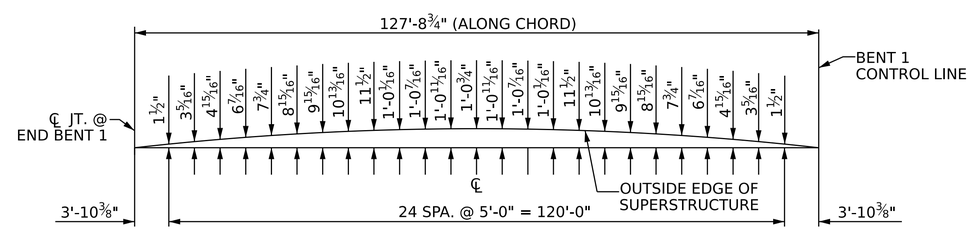

SPAN A ARC OFFSETS - LEFT OUTSIDE EDGE

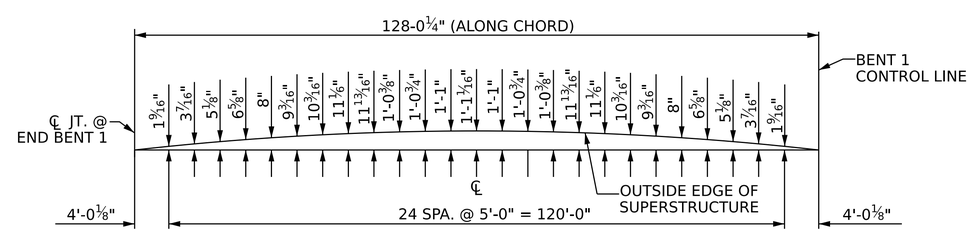

SPAN A ARC OFFSETS - RIGHT OUTSIDE EDGE

PROJECT NO. B-5721

ROCKINGHAM COUNTY

STATION: 21+64.00 -L-

SHEET 1 OF 2

STATE OF NORTH CAROLINA
DEPARTMENT OF TRANSPORTATION
RALEIGH

SUPERSTRUCTURE

PLAN OF SPAN A

NORTH CAROLINA PROFESSIONAL SEAL 36871 ENGINEER FRANCESCA LEA

DocuSigned by: Francesca Lea
B79DADB65D584EF...

03/23/2023

DOCUMENT NOT CONSIDERED FINAL UNLESS ALL SIGNATURES COMPLETED

REVISIONS						SHEET NO.
NO.	BY:	DATE:	NO.	BY:	DATE:	S-09
1			3			TOTAL SHEETS
2			4			S-31

DRAWN BY : Q. T. NGUYEN DATE : 07/2022
CHECKED BY : F. LEA DATE : 12/2022
DESIGN ENGINEER OF RECORD: Z. MALIK DATE : 06/2022

1/4/2023
R:\Structures\Plans\401_015_B5721_SMU_PS_S09_780124.dgn
flea