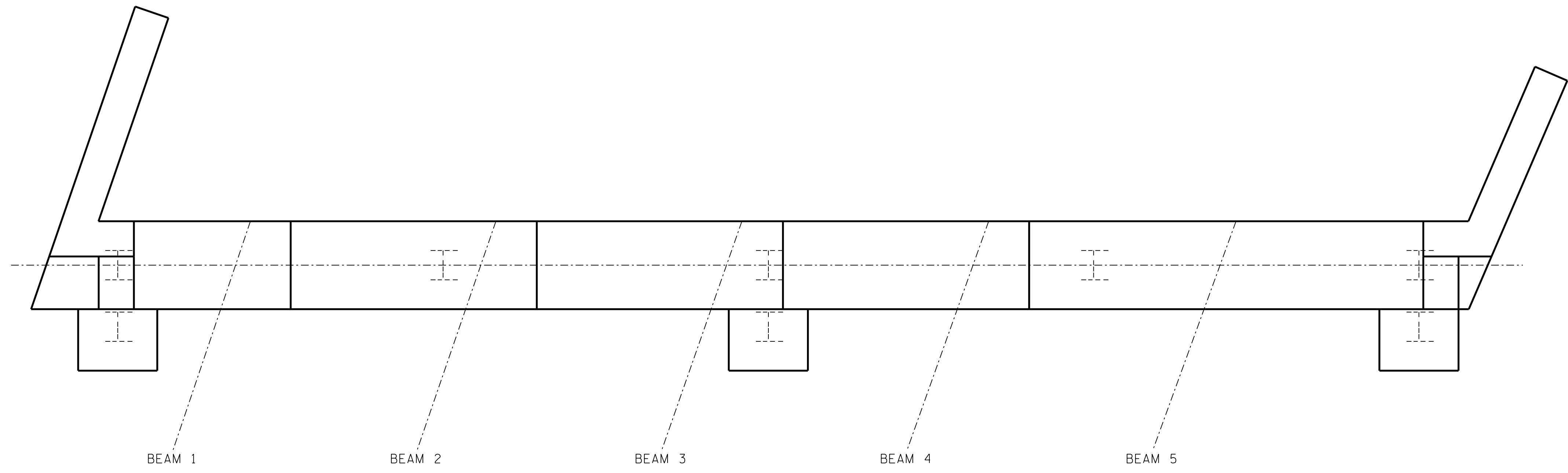


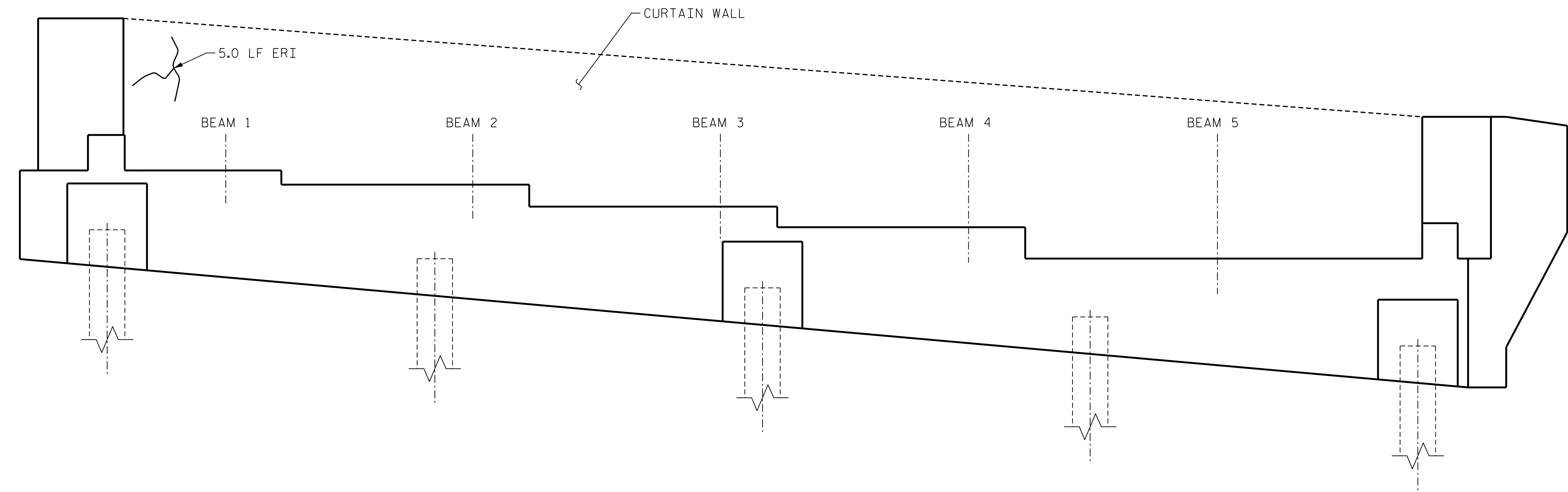
AS-BUILT REPAIR QUANTITY TABLE				
END BENT 2	QUANTITIES			
	ESTIMATE		ACTUAL	
SHOTCRETE REPAIRS	AREA SF	VOLUME CF	AREA SF	VOLUME CF
CAP (VERTICAL FACE)	0.0	0.0		
CAP (HORIZONTAL FACE)	0.0	0.0		
CONCRETE REPAIRS	AREA SF	VOLUME CF	AREA SF	VOLUME CF
CAP	0.0	0.0		
EPOXY RESIN INJECTION	LIN. FT.		LIN. FT.	
CAP	0.0			
CURTAIN WALL	5.0			
EPOXY COATING	AREA SF	AREA SF		
TOP OF CAP	61.4			

VALUES IN CHART REPRESENT ESTIMATED REPAIR TOTALS AFTER REMOVAL OF UNSOUND CONCRETE. MIN. OF 1" BEHIND REBAR AND MIN. 2" CL. TO SAWCUT. SEE REPAIR DETAILS.

**NOTES:**  
 REPAIR LOCATIONS AND ESTIMATE OF QUANTITIES ARE GIVEN WITH THE BEST INFORMATION AVAILABLE. IF ADDITIONAL REPAIRS NOT SHOWN ON THE DRAWINGS ARE DEEMED NECESSARY BY THE INSPECTOR OR ENGINEER THE CONTRACTOR SHALL NOTE ON THE DRAWINGS THE APPROXIMATE LOCATION AND DESCRIPTION OF THE REPAIRS AND ADJUST THE ACTUAL QUANTITIES ENTERED INTO THE REPAIR QUANTITY TABLE.  
 FOR REPAIRS, SEE "TYPICAL CAP, COLUMN AND UNDERDECK REPAIR DETAILS" SHEET.  
 SHOTCRETE REPAIRS MAY BE REPLACED WITH CONCRETE REPAIRS WITH THE APPROVAL OF THE ENGINEER.  
 FOR SHOTCRETE REPAIRS, SEE SPECIAL PROVISIONS.  
 FOR CONCRETE REPAIRS, SEE SPECIAL PROVISIONS.  
 FOR EPOXY RESIN INJECTION, SEE SPECIAL PROVISIONS.  
 CLEAN AND REMOVE DEBRIS FROM THE TOP OF THE CAP AND APPLY EPOXY PROTECTIVE COATING TO THE TOP SURFACES OF THE CAP. THE CONTRACTOR SHALL NOT COAT THE AREA OF THE CAP BENEATH THE MASONRY PLATES. FOR EPOXY COATING AND DEBRIS REMOVAL, SEE SPECIAL PROVISIONS.




**PLAN**  
END BENT 2



**ELEVATION**  
END BENT 2

- KEY**
- SHOTCRETE REPAIR
  - ERI EPOXY RESIN INJECTION
  - CONCRETE REPAIR



**DOCUMENT NOT CONSIDERED FINAL UNLESS ALL SIGNATURES COMPLETED**

MI ENGINEERING  
 1011 SCHAUB DRIVE, SUITE 100  
 RALEIGH, NC 27606  
 (919) 851-6606  
 FIRM PE NUMBER : P-0671

PROJECT NO. I-6052  
MECKLENBURG COUNTY  
 BRIDGE NO. 590281

STATE OF NORTH CAROLINA  
 DEPARTMENT OF TRANSPORTATION  
 RALEIGH  
 SUBSTRUCTURE  
 END BENT 2

REVISIONS						SHEET NO.
NO.	BY:	DATE:	NO.	BY:	DATE:	TOTAL SHEETS
1			3			108
2			4			

DRAWN BY : B.E. LANNING DATE : 10/2022  
 CHECKED BY : B.E. ATKINSON DATE : 10/2022  
 DESIGN ENGINEER OF RECORD : B.E. ATKINSON DATE : 10/2022

1/12/2023 9:18:02 AM User: b.lanning  
 Filename: N:\NC Bridges\W2100139-I-6052-101-019-I-6052-SML\EB2\_590281.dgn