

PROJ. REFERENCE NO.	SHEET NO.
I - 6052	TMP - 1F



PHASE 9:

STEP 1, STRUCTURE 590282:

USE TMP-21, TMP-41, TMP-42, TMP-43 AND RSD 1101.02 SHEET 3 OF 14 TO DENOTE WORK AREA AND PLACE SIGNS AND DEVICES TO CLOSE THE OUTSIDE LANE OF I77 SOUTH, THE I77 SOUTH HOT LANES EXIT AND RAMP 7. UNCOVER ALL SIGNS AND DEVICES AND CLOSE THE OUTSIDE LANE OF I77 SOUTH, THE I77 SOUTH HOT LANES EXIT AND RAMP 7. PERFORM ALL BELOW DECK WORK FOR STRUCTURE 590282 PER STRUCTURES PLANS. AT THE END OF EACH WORK PERIOD REOPEN THE OUTSIDE LANE OF I77 SOUTH, THE I77 SOUTH HOT LANES EXIT AND RAMP 7 TO TRAFFIC. REPEAT STEP 1 UNTIL ALL WORK IS COMPLETE.

STEP 2, STRUCTURE 590282:

USE TMP-22, TMP-41, TMP-42 AND RSD 1101.02 SHEET 8 OF 14 TO DENOTE WORK AREA AND PLACE SIGNS AND DEVICES TO CLOSE THE INSIDE TWO LANES OF I77 SOUTH AND THE I77 SOUTH HOT LANES EXIT. UNCOVER ALL SIGNS AND DEVICES TO CLOSE THE INSIDE TWO LANES OF I77 SOUTH AND THE I77 SOUTH HOT LANES EXIT. PERFORM ALL BELOW DECK WORK FOR STRUCTURE 590282 PER STRUCTURES PLANS. AT THE END OF EACH WORK PERIOD REOPEN THE INSIDE TWO LANES OF I77 SOUTH AND THE I77 SOUTH HOT LANES EXIT TO TRAFFIC. REPEAT STEP 2 UNTIL ALL WORK IS COMPLETE.

PHASE 10:

STEP 1, STRUCTURE 590283:

USE TMP-24 AND TMP-37 TO DENOTE WORK AREA AND PLACE SIGNS AND DEVICES TO CLOSE ANDRILL TERRACE. USE TMP-35 OR RSD 1101.02 SHEET 3 OF 14 AS NEEDED PER PLAN NOTES ON TMP-10 TO COMPLETE ANY ADDITIONAL BELOW DECK WORK AS NEEDED WITH SNOOPER. UNCOVER ALL SIGNS AND DEVICES TO CLOSE ANDRILL TERRACE. PERFORM ALL BELOW DECK WORK FOR STRUCTURE 590283 PER STRUCTURES PLANS. AT THE END OF EACH WORK PERIOD REOPEN ANDRILL TERRACE TO TRAFFIC. REPEAT STEP 1 UNTIL ALL WORK IS COMPLETE.

PHASE 11:

STEP 1, MILL AND RESURFACE PAVED SHOULDERS

USE RSD 1101.02 SHEETS 3, 9 AND 10 OF 14 TO PLACE SIGNS AND DEVICES TO CLOSE THE CORRESPONDING LANE OF NC16/I277. PERFORM MILLING AND RESURFACING PER ROADWAY PLANS. AT THE END OF EACH WORK PERIOD REOPEN THE ROADWAY TO TRAFFIC. REPEAT STEP 1 UNTIL ALL WORK IS COMPLETE.

PHASE 12:

STEP 1, STRUCTURE 590345 (15BPR.35):

USE TMP-31, TMP-32, TMP-33, TMP-34 AND RSD 1101.03 SHEET 7 OF 9 TO PLACE AND COVER SIGNS AND DEVICES TO CLOSE NC16/I277 NORTH AND RAMP 4. UNCOVER ALL SIGNS AND DEVICES AND CLOSE NC16/I277 NORTH AND RAMP 4. PERFORM ALL ABOVE DECK WORK FOR STRUCTURE 590345 PER STRUCTURES PLANS. AT THE END OF EACH WORK PERIOD REOPEN NC16/I277 NORTH AND RAMP 4 TO TRAFFIC. REPEAT STEP 1 UNTIL ALL WORK IS COMPLETE.




STEP 2, STRUCTURE 590345 (15BPR.35):

WHEN WORKING OVER RAMP 3 USE TMP-29, TMP-36 AND RSD 1101.02 SHEET 3 OF 14 TO PLACE AND COVER SIGNS AND DEVICES TO CLOSE RAMP 3 AND THE OUTSIDE LANE OF NC16/I277 NORTH. UNCOVER ALL SIGNS AND DEVICES AND CLOSE RAMP 3 AND THE OUTSIDE LANE OF NC16/I277 NORTH. PERFORM ALL BELOW DECK WORK FOR STRUCTURE 590345 PER STRUCTURES PLANS. AT THE END OF EACH WORK PERIOD REOPEN RAMP 3 AND THE LANE OF NC16/I277 NORTH TO TRAFFIC. REPEAT STEP 2 UNTIL ALL WORK IS COMPLETE.

STEP 3, STRUCTURE 590345 (15BPR.35):

WHEN WORKING OVER ANDRILL TERRACE USE TMP-37 AND RSD 1101.02 SHEET 3 OF 14 TO PLACE AND COVER SIGNS AND DEVICES TO CLOSE ANDRILL TERRACE AND THE OUTSIDE LANE OF NC16/I277 NORTH. UNCOVER ALL SIGNS AND DEVICES AND CLOSE ANDRILL TERRACE AND THE OUTSIDE LANE OF NC16/I277 NORTH. PERFORM ALL BELOW DECK WORK FOR STRUCTURE 590345 PER STRUCTURES PLANS. AT THE END OF EACH WORK PERIOD REOPEN ANDRILL TERRACE AND THE OUTSIDE LANE OF NC16/I277 NORTH TO TRAFFIC. REPEAT STEP 3 UNTIL ALL WORK IS COMPLETE.

1/25/2023  
 I-6052-TC-TMP-PHASING NOTES.dgn  
 User: jdebone

<p>APPROVED:   <small>DocuSigned by: Jacob H. Duke 29630C8054E84D9</small></p> <p>DATE: 1/25/2023</p>  <p><b>DOCUMENT NOT CONSIDERED FINAL UNLESS ALL SIGNATURES COMPLETED</b></p>		<p style="text-align: center;">PHASING NOTES (2 OF 2)</p>
--	---	---