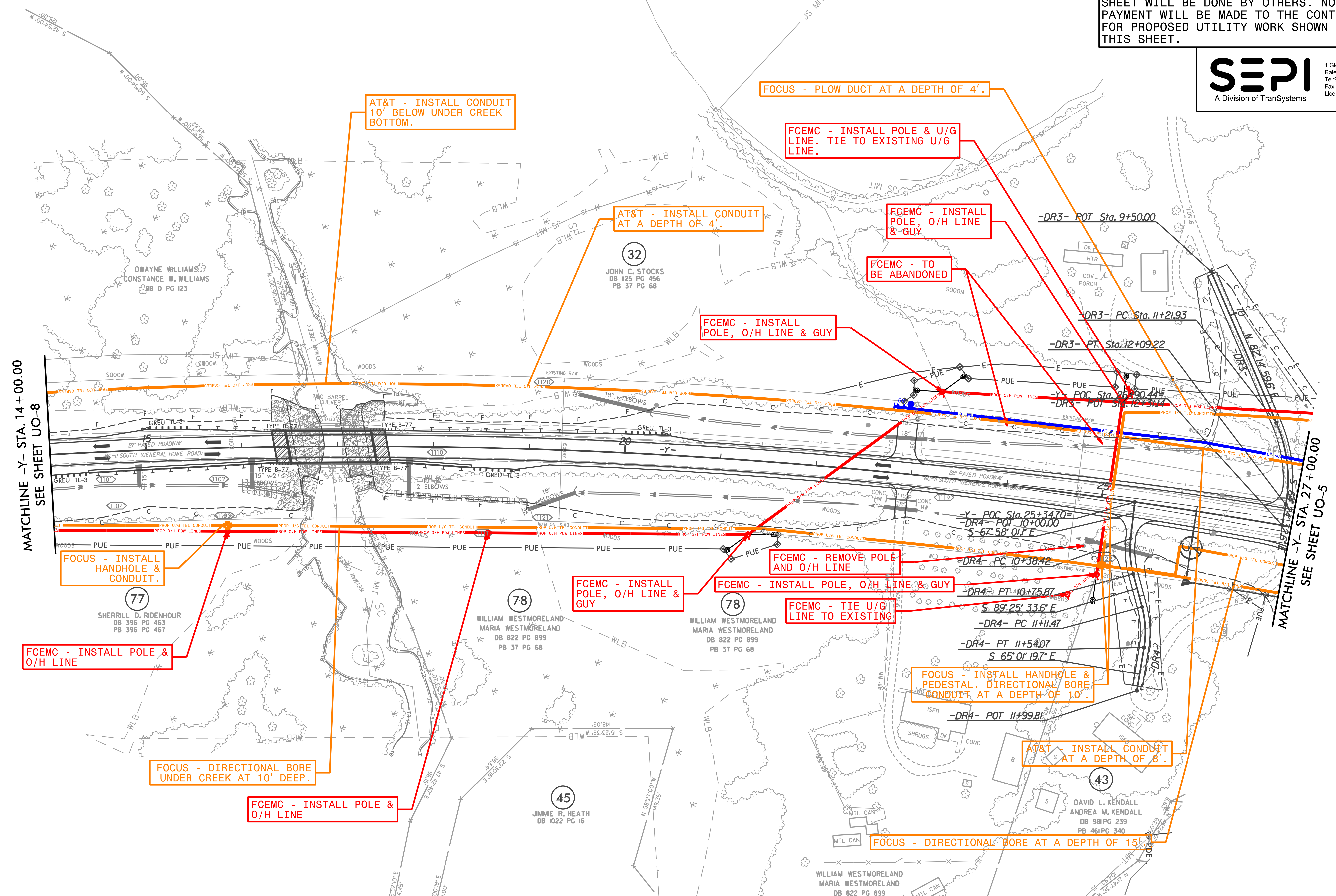
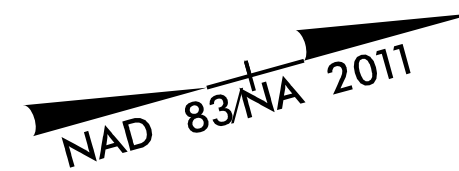



UTILITIES BY OTHERS

ALL PROPOSED UTILITY WORK SHOWN ON THIS SHEET WILL BE DONE BY OTHERS. NO PAYMENT WILL BE MADE TO THE CONTRACTOR FOR PROPOSED UTILITY WORK SHOWN ON THIS SHEET.



AT&T - INSTALL CONDUIT 10' BELOW UNDER CREEK BOTTOM.

FOCUS - PLOW DUCT AT A DEPTH OF 4'.

FCEMC - INSTALL POLE & U/G LINE. TIE TO EXISTING U/G LINE.

AT&T - INSTALL CONDUIT AT A DEPTH OF 4'.

FCEMC - INSTALL POLE, O/H LINE & GUY.

FCEMC - TO BE ABANDONED

FCEMC - INSTALL POLE, O/H LINE & GUY

MATCHLINE -Y- STA. 14+00.00
SEE SHEET UO-8

FOCUS - INSTALL HANDHOLE & CONDUIT.

FCEMC - INSTALL POLE & O/H LINE

FCEMC - INSTALL POLE, O/H LINE & GUY

FCEMC - INSTALL POLE, O/H LINE & GUY

FCEMC - REMOVE POLE AND O/H LINE

FCEMC - TIE U/G LINE TO EXISTING

FOCUS - INSTALL HANDHOLE & PEDestal. DIRECTIONAL BORE CONDUIT AT A DEPTH OF 10'.

FOCUS - DIRECTIONAL BORE UNDER CREEK AT 10' DEEP.

FCEMC - INSTALL POLE & O/H LINE

AT&T - INSTALL CONDUIT AT A DEPTH OF 8'.

FOCUS - DIRECTIONAL BORE AT A DEPTH OF 15'

MATCHLINE -Y- STA. 27+00.00
SEE SHEET UO-5