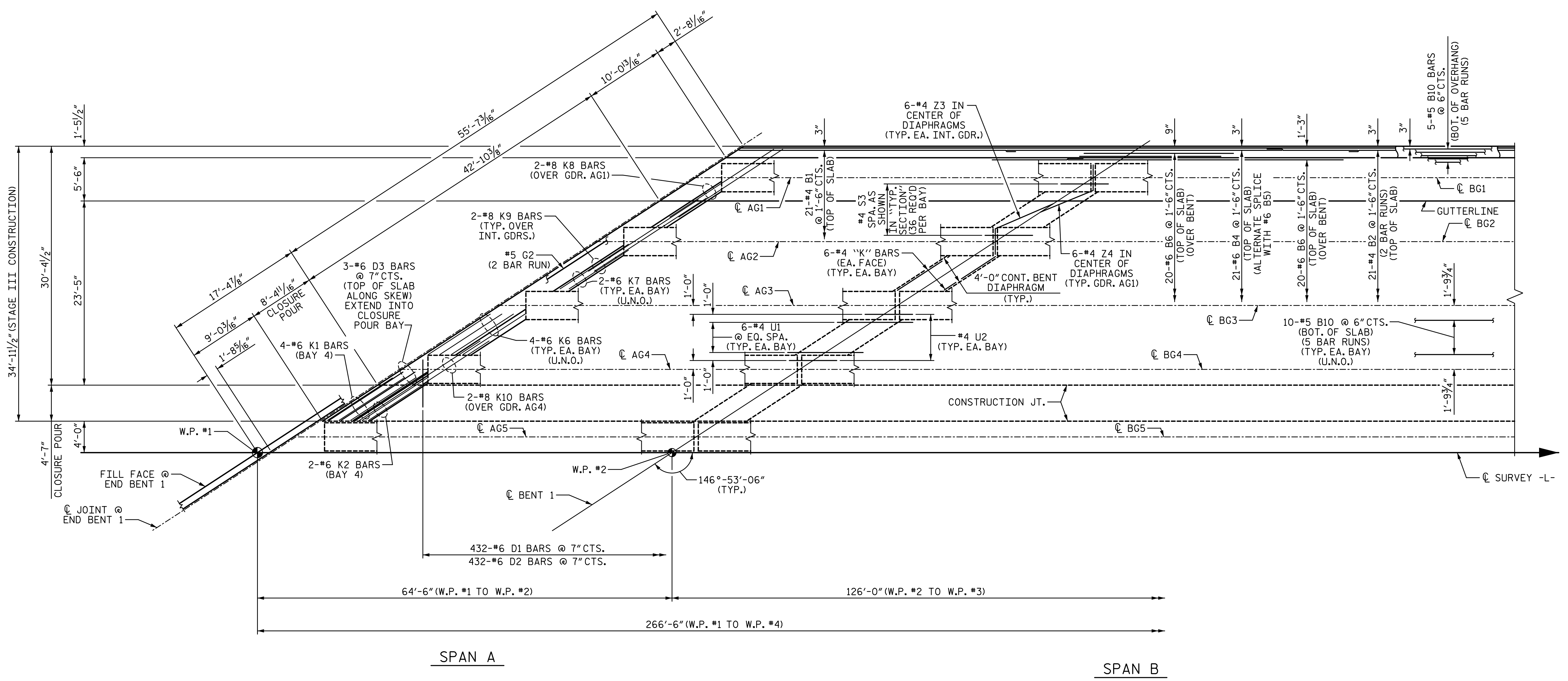
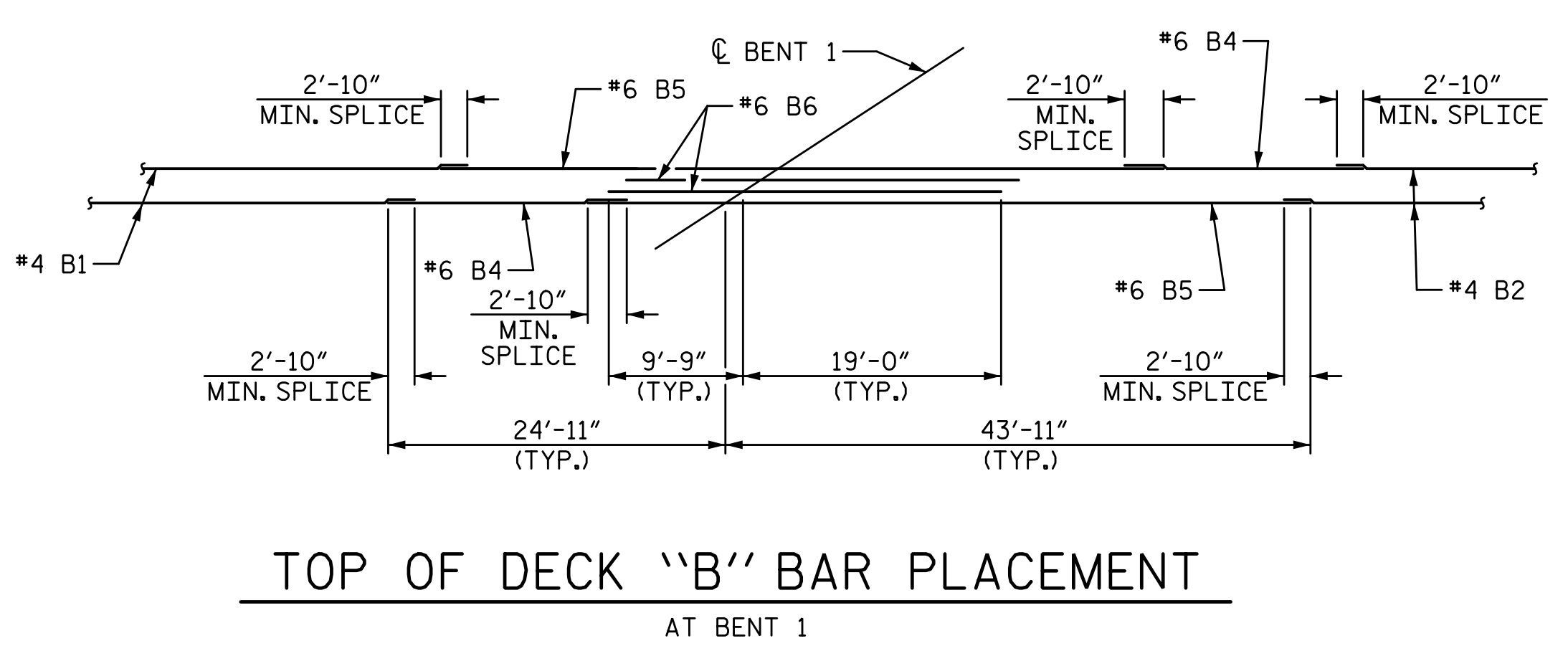


11/21/2022 10:18:37 AM P:\Raleigh\Projects\2018\Division 13 (SEA)\B-5869 (Burke 99)\Structures\Drawings\2\Final\2\B5869_SMU_S_110099(2).dgn



PLAN OF SPANS



TOP OF DECK "B" BAR PLACEMENT AT BENT 1


NOTES:

- "A" BARS NOT SHOWN FOR CLARITY. SEE "A" BAR PLACEMENT DETAILS" SHEETS.
- SEE "CONCRETE PARAPET, AND SIDEWALK" SHEETS FOR ADDITIONAL REINFORCING STEEL IN SLAB, SIDEWALK AND PARAPET.
- SEE "TYPICAL SECTION DETAILS" SHEETS FOR SECTIONS THRU END BENT AND BENT DIAPHRAGMS.
- FOR LOCATION OF INTERMEDIATE DIAPHRAGMS SEE "FRAMING PLAN" SHEET.
- FOR POUR SEQUENCE AND LOCATION OF TRANSVERSE CONSTRUCTION JOINTS, SEE "BILL OF MATERIAL" SHEET.
- S1 AND S2 BARS IN END BENT DIAPHRAGMS ARE NOT SHOWN FOR CLARITY. SEE TYPICAL SECTION FOR BAR LOCATIONS.
- "B" BARS IN CLOSURE BAY SHOWN ON SHEET S-9.
- U.N.O. = UNLESS NOTED OTHERWISE.

PROJECT NO. B-5869
BURKE COUNTY
 STATION: 21+62.39 -L-

SHEET 3 OF 4

STATE OF NORTH CAROLINA
 DEPARTMENT OF TRANSPORTATION
 RALEIGH
 SUPERSTRUCTURE
 PLAN OF SPANS
 STAGE III



DRAWN BY: S.D. COOPER DATE: 3-2022
 CHECKED BY: M. AVERETTE DATE: 3-2022
 DESIGN ENGINEER OF RECORD: M. AVERETTE DATE: 3-2022

REVISIONS				SHEET NO.	
NO.	BY:	DATE:	NO.	BY:	DATE:
1			3		
2			4		

11/21/2022 | 7:43 AM PST

DOCUMENT NOT CONSIDERED FINAL
UNLESS ALL SIGNATURES COMPLETED

TOTAL SHEETS: 72