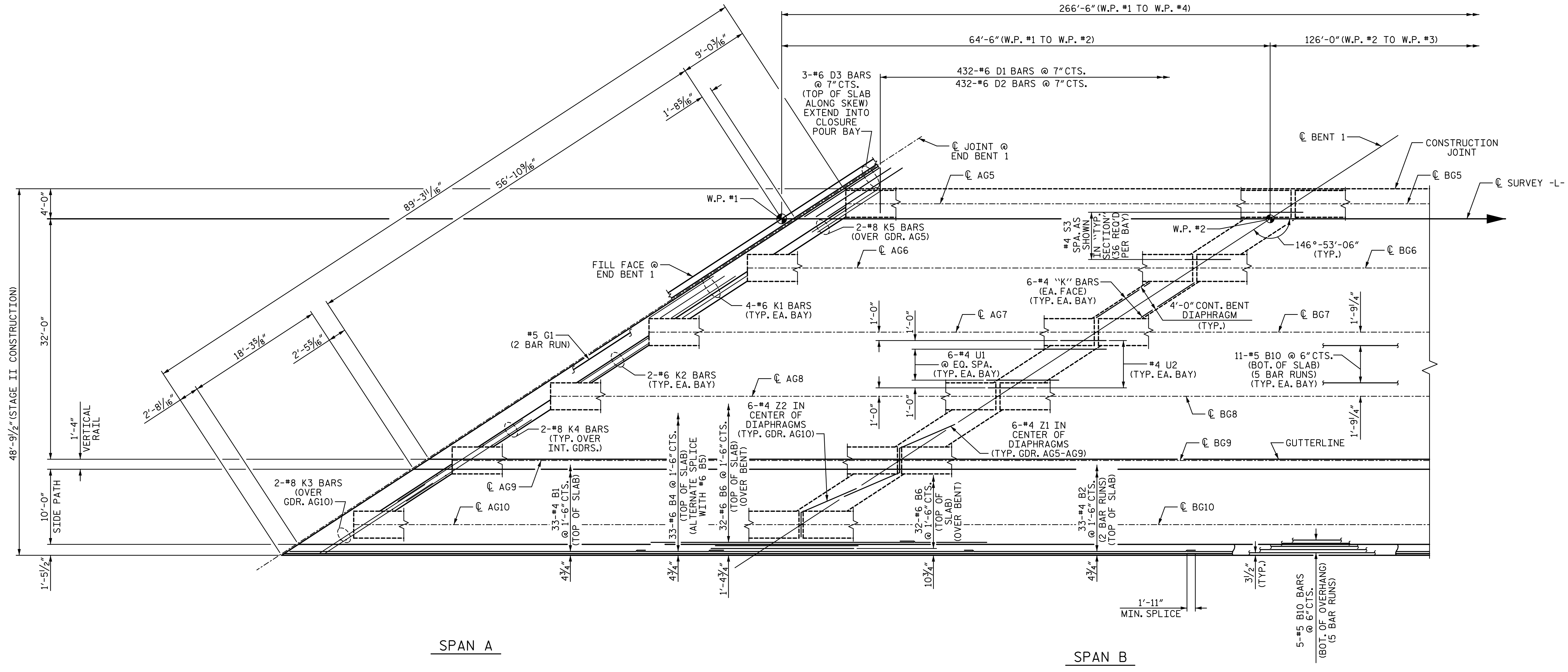
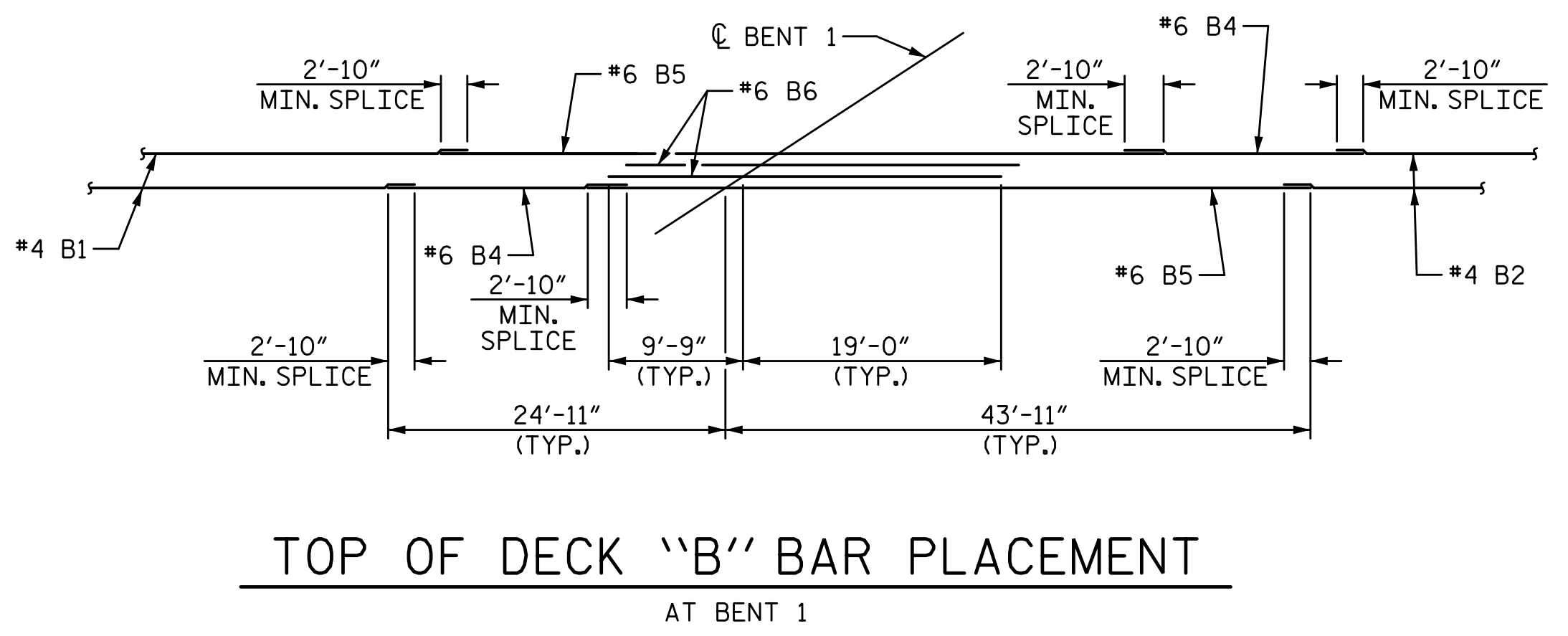


11/21/2022 10:18:36 AM P:\Raleigh\Projects\2018\Division 13 (SEA)\B-5869 (Burke 99)\Structures\Drawings\2\Final\2\B5869_SMU_S_110099(2).dgn



PLAN OF SPANS



TOP OF DECK "B" BAR PLACEMENT AT BENT 1


NOTES:

- "A" BARS NOT SHOWN FOR CLARITY. SEE "A" BAR PLACEMENT DETAILS" SHEETS.
- SEE "CONCRETE PARAPET, VERTICAL RAIL, AND SIDEWALK" SHEETS FOR ADDITIONAL REINFORCING STEEL IN SLAB, SIDEWALK AND RAILS.
- SEE "TYPICAL SECTION DETAILS" SHEETS FOR SECTIONS THRU END BENT AND BENT DIAPHRAGMS.
- FOR LOCATION OF INTERMEDIATE DIAPHRAGMS SEE "FRAMING PLAN" SHEET.
- FOR POUR SEQUENCE AND LOCATION OF TRANSVERSE CONSTRUCTION JOINTS, SEE "BILL OF MATERIAL" SHEET.
- S1 AND S2 BARS IN END BENT DIAPHRAGMS ARE NOT SHOWN FOR CLARITY. SEE TYPICAL SECTION FOR BAR LOCATIONS.

PROJECT NO. B-5869
 BURKE COUNTY
 STATION: 21+62.39 -L-

SHEET 1 OF 4

STATE OF NORTH CAROLINA
 DEPARTMENT OF TRANSPORTATION
 RALEIGH
 SUPERSTRUCTURE
PLAN OF SPANS
 STAGE II



11/21/2022 | 7:43 AM EST

DRAWN BY: S.D. COOPER DATE: 3-2022
 CHECKED BY: M. AVERETTE DATE: 3-2022
 DESIGN ENGINEER OF RECORD: M. AVERETTE DATE: 3-2022

REVISIONS						SHEET NO.
NO.	BY:	DATE:	NO.	BY:	DATE:	S-12
1			3			TOTAL SHEETS
2			4			72

DOCUMENT NOT CONSIDERED FINAL UNLESS ALL SIGNATURES COMPLETED