

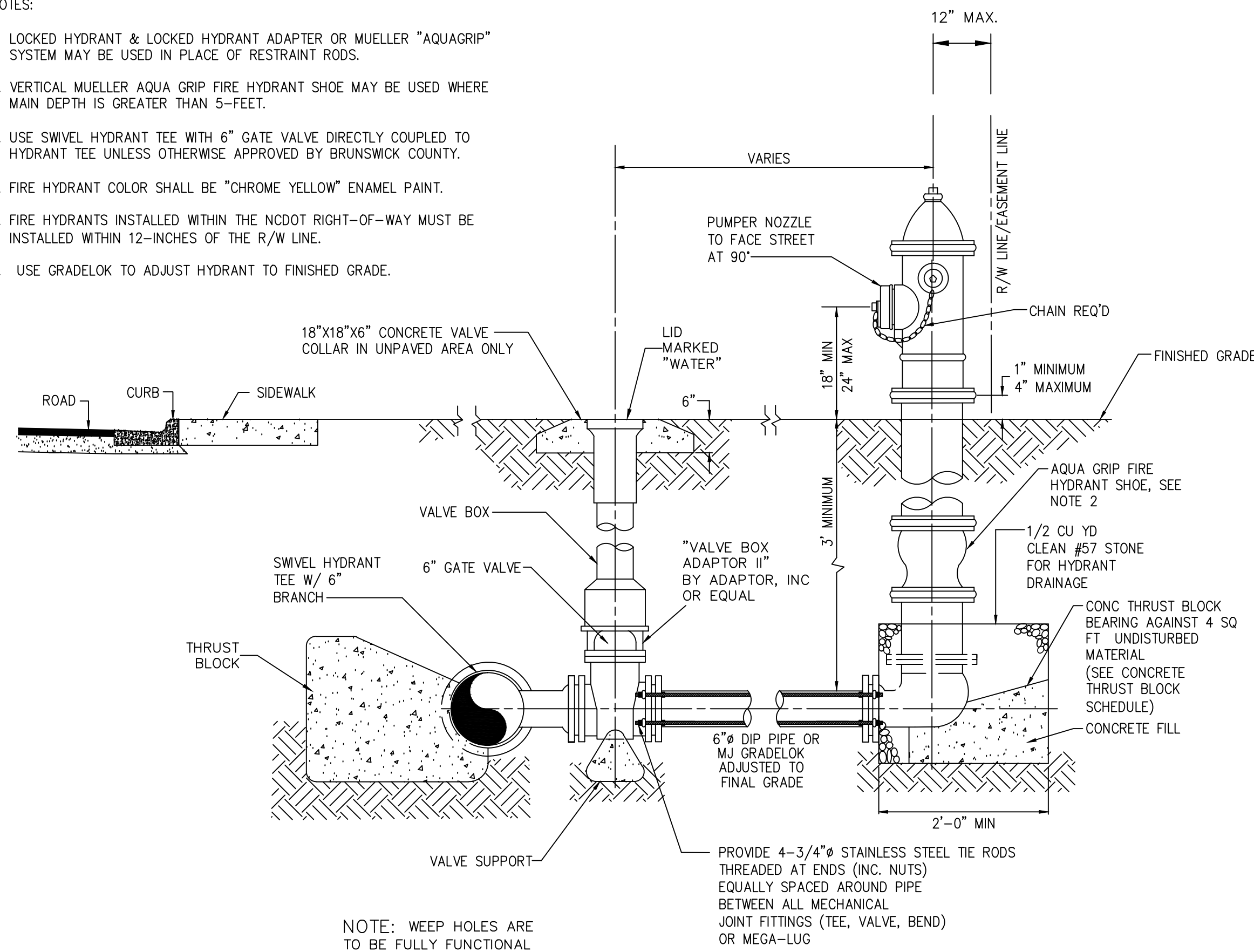
PROJECT TYPICAL DETAILS

PROJECT REFERENCE NO.	SHEET NO.
BR-0160	UC-3C
DESIGNED BY: ARV	
DRAWN BY: ARV	
CHECKED BY: RLB	
APPROVED BY:	
REVISED:	
NORTH CAROLINA DEPARTMENT OF TRANSPORTATION	
UTILITIES ENGINEERING SEC. PHONE: (919) 707-6690 FAX: (919) 250-4151	
UTILITY CONSTRUCTION PLANS ONLY	

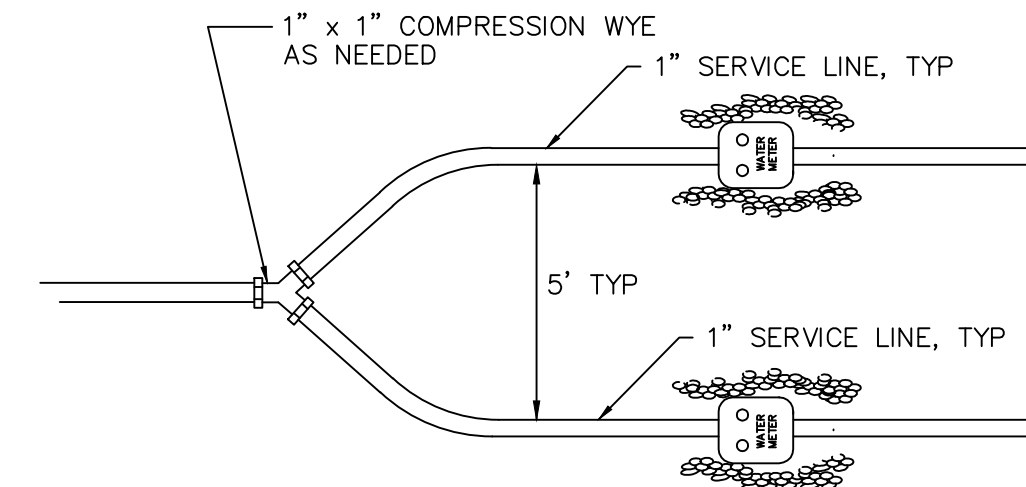
UTILITY CONSTRUCTION

NOTES:

1. LOCKED HYDRANT & LOCKED HYDRANT ADAPTER OR MUELLER "AQUAGRIP" SYSTEM MAY BE USED IN PLACE OF RESTRAINT RODS.
2. VERTICAL MUELLER AQUA GRIP FIRE HYDRANT SHOE MAY BE USED WHERE MAIN DEPTH IS GREATER THAN 5- FEET.
3. USE SWIVEL HYDRANT TEE WITH 6" GATE VALVE DIRECTLY COUPLED TO HYDRANT TEE UNLESS OTHERWISE APPROVED BY BRUNSWICK COUNTY.
4. FIRE HYDRANT COLOR SHALL BE "CHROME YELLOW" ENAMEL PAINT.
5. FIRE HYDRANTS INSTALLED WITHIN THE NCDOT RIGHT-OF-WAY MUST BE INSTALLED WITHIN 12-INCHES OF THE R/W LINE.
6. USE GRADELOK TO ADJUST HYDRANT TO FINISHED GRADE.



FIRE HYDRANT ON MAINS 12" AND SMALLER
DETAIL W-1

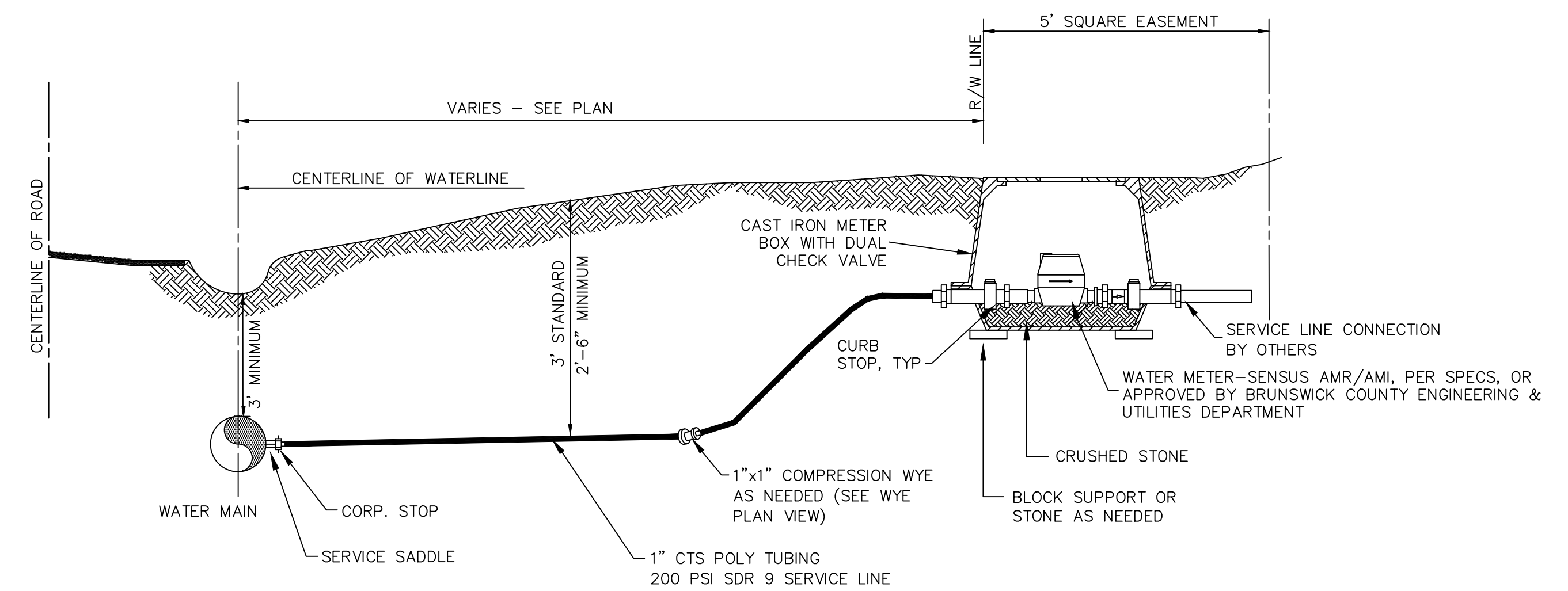


WYE PLAN VIEW FOR WATER/IRRIGATION SPLIT SERVICE
(IRRIGATION SERVICE INSTALLED AFTER MAIN METER)

APPROVED SINGLE METER BOXES FOR 3/4" METERS	
FORD	LYLV-141-243-TP-NL
MCDONALD	776-208-PC2G437
MUELLER	H-1462-K

* OR APPROVED EQUAL

1. OR APPROVED EQUAL - MUST ACCOMMODATE SENSUS WATER METER WITH AMR/AMI
2. LID TO BE LOCKING TYPE



NOTE:

- 1) CONTRACTOR SHALL PLACE METER BOX IN NON-TRAFFIC AREA AT LOCATION SPECIFIED BY BRUNSWICK COUNTY ENGINEERING DEPARTMENT.
- 2) METER BOXES SHALL BE CAST IRON WITH DUAL CHECK VALVES.
- 3) 1-1/2" AND 2" METERS WILL REQUIRE 2" CTS POLY TUBING.
- 4) 1, 1-1/2" AND 2" METERS WILL REQUIRE A METER BOX SIZED ADEQUATELY TO HOUSE A 1, 1-1/2" OR 2" SENSUS METER, HORIZONTAL BYPASS SETTER, AND MXU. ALL REQUIRED ITEMS TO BE PROVIDED BY INSTALLER.
- 5) 1, 1-1/2" AND 2" METER BOXES SHALL BE MARKED WATER AND HAVE A HOLE FOR INSTALLATION OF THE MXU AND TOUCH PAD TO BE PROVIDED BY INSTALLER.
- 6) NO PLASTIC BOXES FOR 1 1/2" AND 2" METERS. BOX MUST BE DUCTILE IRON OR QUAZITE.
- 7) ALL WATER SERVICE LATERALS SHALL HAVE A TRACER WIRE INSTALLED PER BRUNSWICK COUNTY WATER DISTRIBUTION TECHNICAL SPECIFICATIONS.

3/4" - 2" STANDARD WATER TAP
INSTALLATION
DETAIL W-6

(FOR METERS LARGER THAN 2", REFER TO DETAIL ON PAGE 3 OF 5)

07-DEC-2021 14:40
 R:\Utilities\Engineering\UC\Proj\BR-0160_UC_details.dgn
 \$\$\$USERNAME\$\$\$