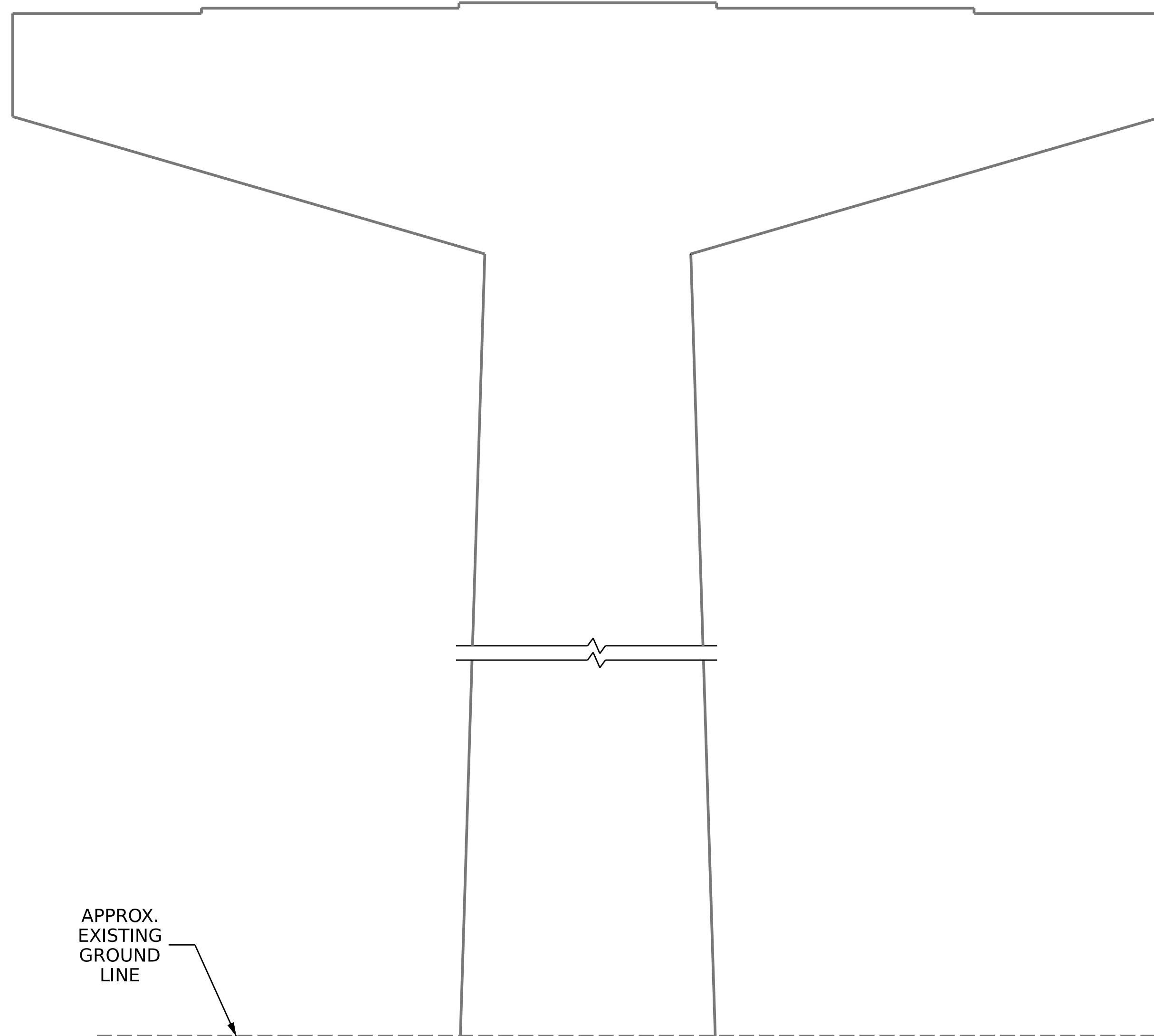




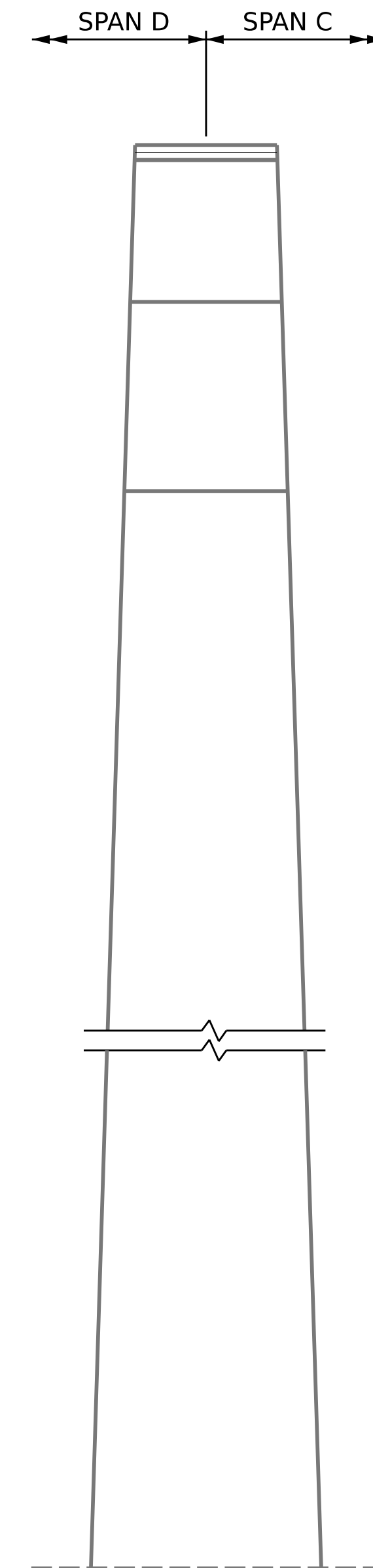
SPAN D
SPAN C

PLAN - BOTTOM OF CAP



APPROX.
EXISTING
GROUND
LINE

ELEVATION - SPAN D VIEW



END VIEW

AS-BUILT REPAIR QUANTITY TABLE

BENT 3 SPAN D FACE	QUANTITIES			
	ESTIMATE		ACTUAL	
SHOTCRETE REPAIRS	AREA SF	VOLUME CF	AREA SF	VOLUME CF
CAP	0.0	0.0		
COLUMN	0.0	0.0		
EPOXY RESIN INJECTION		LIN. FT.		LIN. FT.
CAP		0.0		
COLUMN		0.0		

VALUES IN CHART REPRESENT ESTIMATED REPAIR TOTALS AFTER REMOVAL OF UNSOUND CONCRETE, MINIMUM OF 1" BEHIND REBAR AND MINIMUM OF 2" CLEARANCE TO SAWCUT. FOR REPAIR DETAILS, SEE "TYPICAL CAP AND COLUMN REPAIR DETAILS" SHEET.

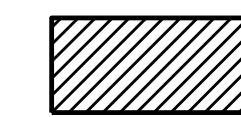
NOTES:

REPAIR LOCATIONS AND ESTIMATE OF QUANTITIES ARE BASED ON THE BEST INFORMATION AVAILABLE. IF ADDITIONAL REPAIRS NOT SHOWN ON THE DRAWINGS ARE DEEMED NECESSARY BY THE ENGINEER, THE ENGINEER WILL NOTE ON THE DRAWINGS THE APPROXIMATE LOCATIONS AND DESCRIPTION OF THE REPAIRS AND ENTER THE ACTUAL QUANTITIES INTO THE AS-BUILT REPAIR QUANTITY TABLE.

FOR SHOTCRETE REPAIRS, SEE SPECIAL PROVISIONS.

FOR EPOXY RESIN INJECTION, SEE SPECIAL PROVISIONS.

FOR CAP AND COLUMN REPAIR DETAILS, SEE "TYPICAL CAP AND COLUMN REPAIR DETAILS" SHEET.



SHOTCRETE REPAIR AREA




EPOXY RESIN INJECTION (ERI)

PROJECT NO. **15BPR.61**

CHEROKEE COUNTY

BRIDGE NO. **190009**

SHEET 2 OF 2



STATE OF NORTH CAROLINA
DEPARTMENT OF TRANSPORTATION
RALEIGH

**BENT 3
SPAN D FACE**

DRAWN BY : A. SORSENGINH DATE : 6/2022
CHECKED BY : S. AGUILA HERNANDEZ DATE : 6/2022

DOCUMENT NOT CONSIDERED
FINAL UNLESS ALL
SIGNATURES COMPLETED

REVISIONS						SHEET NO.
NO.	BY:	DATE:	NO.	BY:	DATE:	S1-21
1			3			TOTAL SHEETS 25
2			4			