DocuSign Envelope ID: 984D23BA-5369-4742-851F-804342DD9AC8

6/2/99

PROJECT REFERENCE NO.	SHEET NO.
R-5751	2A-2
ROADWAY DESIGN ENGINEER	PAVEMENT DESIGN ENGINEER
1/3/2023	1/3/2023

DOCUMENT NOT CONSIDERED FINAL UNLESS ALL SIGNATURES COMPLETED

RS&H
8521 SIX FORKS ROAD, SUITE 400
RALEIGH, NC 27615
NC FIRM LICENSE No: F-0493

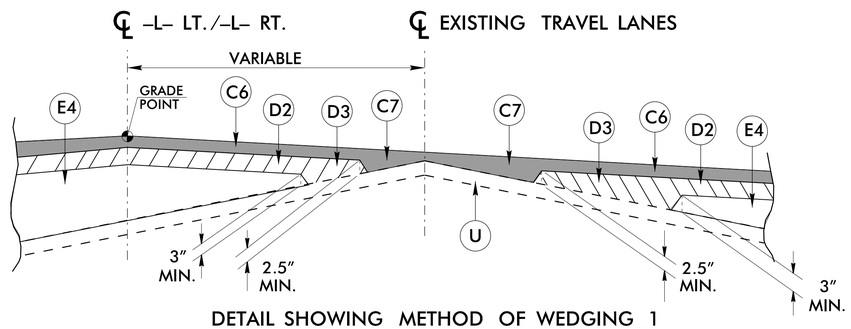

DETAIL SHOWING METHOD OF WEDGING 1

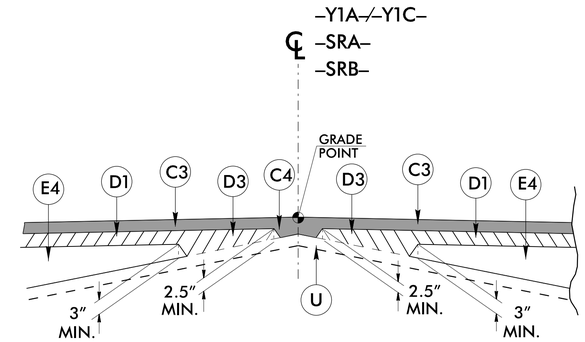

DETAIL SHOWING METHOD OF WEDGING 2

C3	3.0″ S9.5B
C4	VAR. S9.5B
C6	3.0″ S9.5C
C7	VAR. S9.5C
D1	2.5″ I19.0C
D2	4.0″ I19.0C
D3	VAR. I19.0C
E4	VAR. B25.0C
J2	8″ AGG. BASE
R6	SBG
T1	EARTH MATERIAL
U	EXIST. PAVEMENT
V1	INCIDENTAL MILL
W1	WEDGING

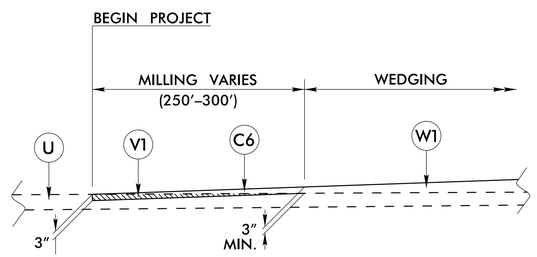

DETAIL OF MILLING AT PAVEMENT TIE–IN 1

USE DETAIL

–L– STA. 16+00.00 TO –L– STA. 19+00.00 LT.
–L– STA. 16+00.00 TO –L– STA. 18+50.00 RT.

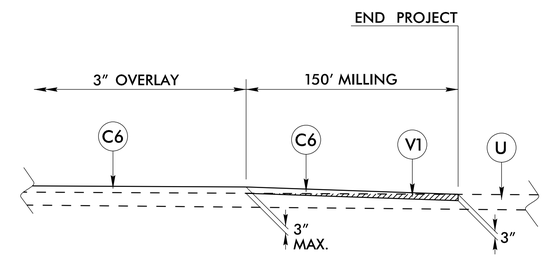

DETAIL OF MILLING AT PAVEMENT TIE–IN 2

USE DETAIL

–L– STA. 72+86.00 TO –L– STA. 74+36.00

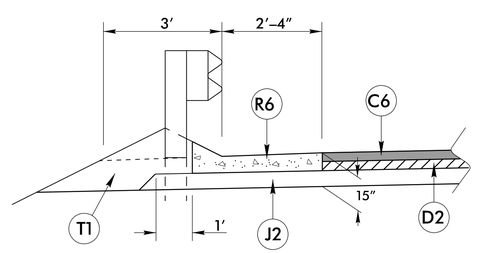

SHOULDER BERM GUTTER DETAIL

–Y1RPA– STA. 18+75.00 TO –Y1RPA– STA. 20+36.31 RT.
–Y1RPB– STA. 10+00.00 TO –Y1RPB– STA. 22+00.00 LT.
–Y1RPC– STA. 13+50.00 TO –Y1RPC– STA. 19+79.08 RT.
–Y1RPD– STA. 18+50.00 TO –Y1RPD– STA. 21+62.00 LT.

03-JAN-2023 13:24
R:\Roadway\Proj\R5751_Rdy_typ.dgn
$$$$USERNAME$$$$