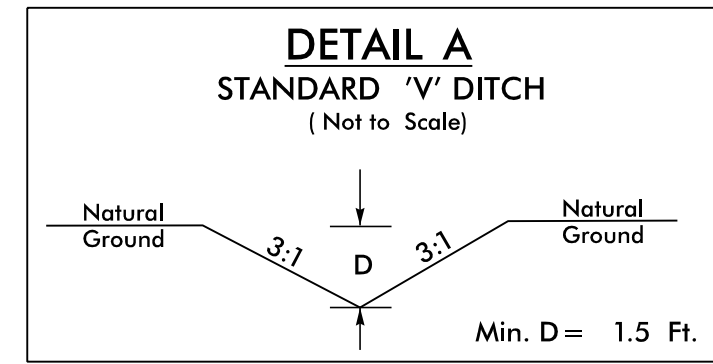
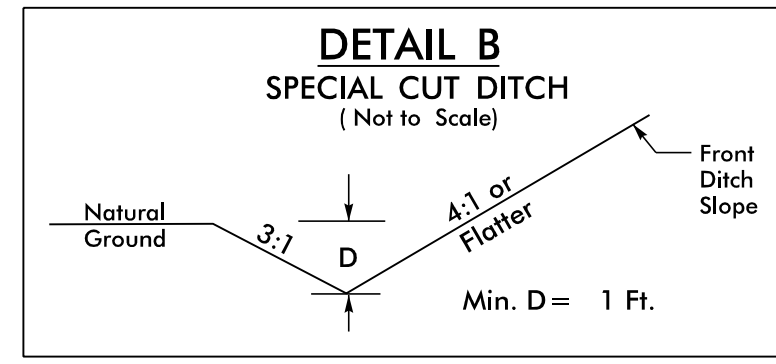


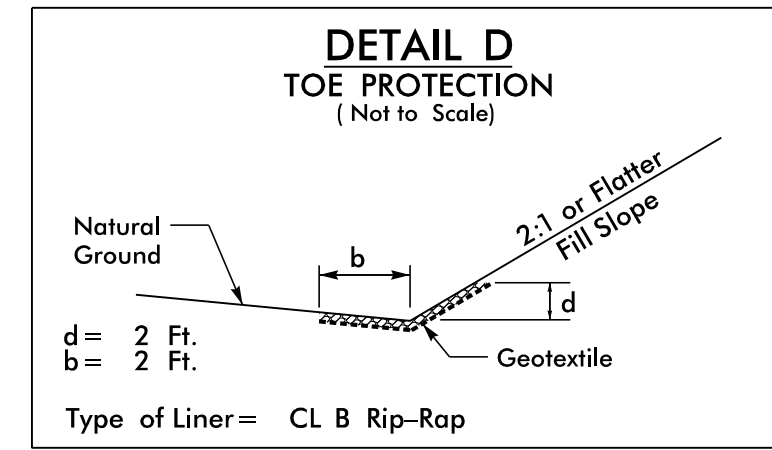
**DOCUMENT NOT CONSIDERED FINAL
UNLESS ALL SIGNATURES COMPLETED**



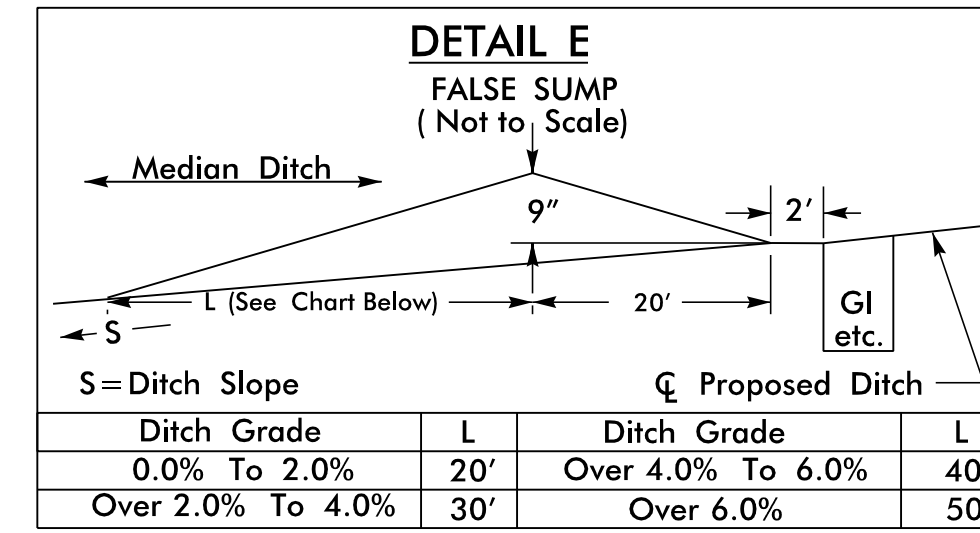
-L- FROM STA. 202+35 TO STA. 204+00 RT,
BEG. EL=77.00', END EL=76.02', S=0.6%



-L- FROM STA. 162+00 TO STA. 162+50 RT,
BEG. EL=75.05', END EL=78.37', S=6.6%
-L- FROM STA. 195+50 TO STA. 198+00 LT,
BEG. EL=85.11', END EL=82.84', S=0.9%



Type of Liner = CL B Rip-Rap
-L- FROM STA. 29+00 TO STA. 31+30 RT
-L- FROM STA. 48+00 TO STA. 50+25 LT
-L- FROM STA. 163+60 TO STA. 164+50 RT
-L- FROM STA. 172+50 TO STA. 175+50 RT



Ditch Grade	L	Ditch Grade	L
0.0% To 2.0%	20'	Over 4.0% To 6.0%	40'
Over 2.0% To 4.0%	30'	Over 6.0%	50'

-L- STA. 165+67 RT