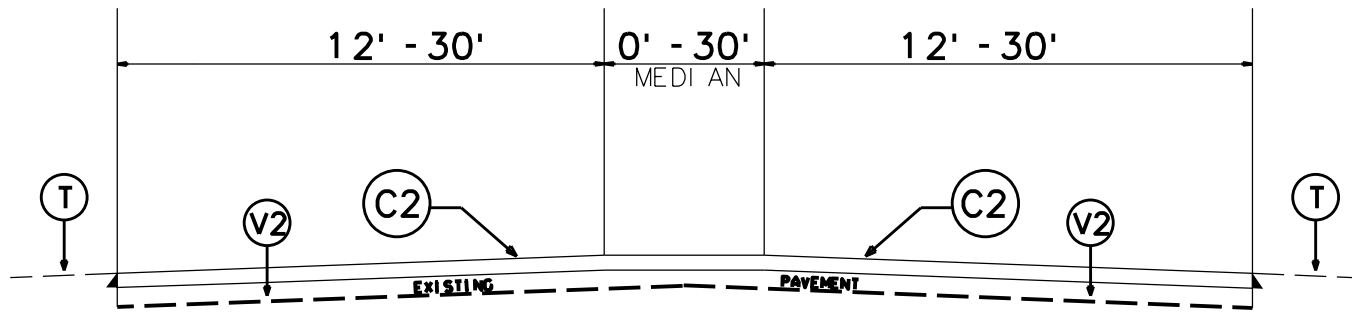
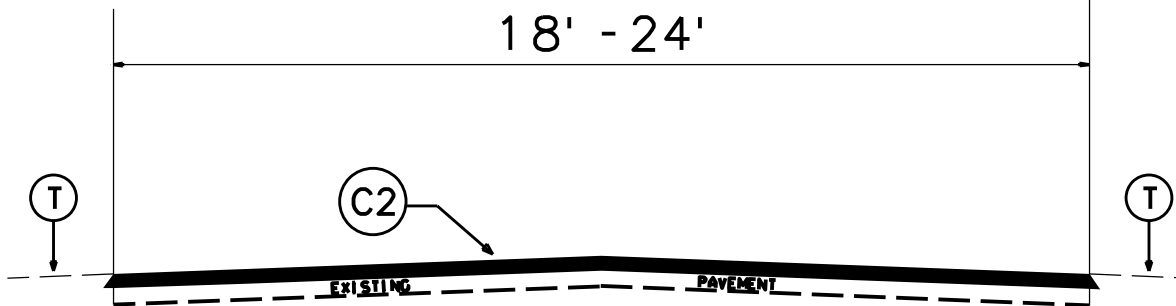


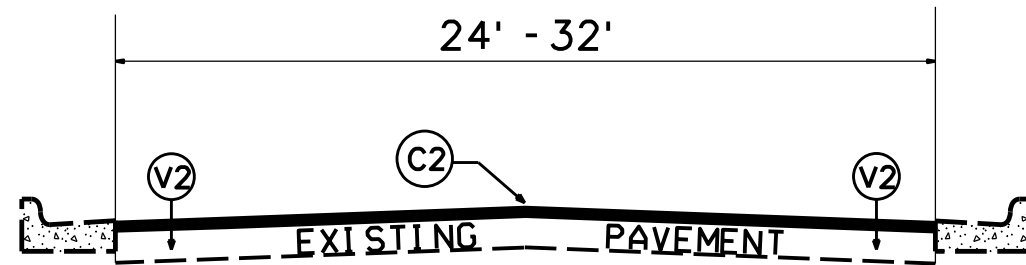
PROJ. REFERENCE NO.	SHEET NO.	TOTAL SHEETS
IREDELL COUNTY	7	
STATE PROJ. NO.	F.A. PROJ. NO.	DESCRIPTION
2023CPT. 12.05.10491		PRIMARY RESURFACING
2023CPT. 12.05.20491		SECONDARY RESURFACING



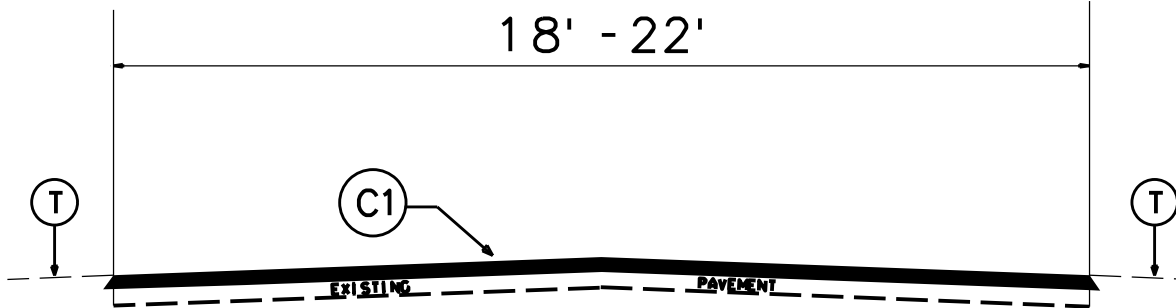
TYPICAL SECTION NO. 1  
Maps: 1 ( ALL )



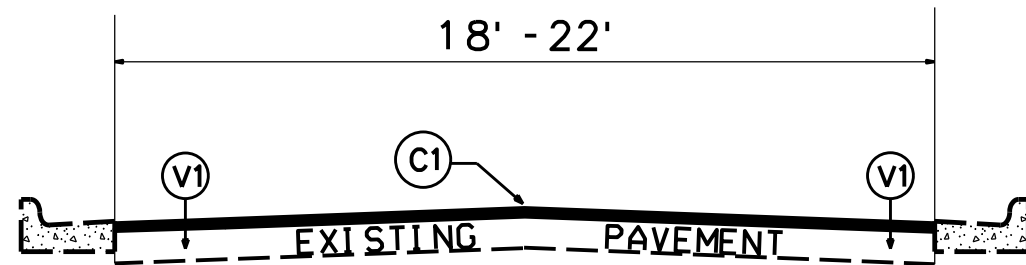
TYPICAL SECTION NO. 4  
Maps: 5, 10, 11, 12, 13, 15  
40, 41, 42 ( ALL )



TYPICAL SECTION NO. 2  
Maps: 24, 25, 26, 43 ( ALL )



TYPICAL SECTION NO. 5  
Maps: 2, 3, 4, 6, 8, 9, 14,  
16, 17, 44, 45, 46 ( ALL )



TYPICAL SECTION NO. 3  
Maps: 7, 18, 19, 20, 21, 22, 23, 27,  
28, 29, 30, 31, 32, 33, 34, 35,  
36, 37, 38, 39 ( ALL )

PAVEMENT SCHEDULE	
C1	PROP. APPROX. 1.0" ASPHALT CONCRETE SURFACE COURSE, TYPE S9.5B, AT AN AVERAGE RATE OF 110 LBS. PER SQ. YD.
C2	PROP. APPROX. 1.5" ASPHALT CONCRETE SURFACE COURSE, TYPE S9.5C, AT AN AVERAGE RATE OF 168 LBS. PER SQ. YD.
T	AGGREGATE SHOULDER BORROW (SHOULDER RECONSTRUCTION)
V1	MILL EXISTING ASPHALT PAVEMENT APPROX. 1" IN DEPTH
V2	MILL EXISTING ASPHALT PAVEMENT APPROX. 1.5" IN DEPTH

2023-2024  
Resurfacing Program  
Typical Sections  
Iredell County