

T.I.P.: BR-0094

**STATE OF NORTH CAROLINA
DEPARTMENT OF TRANSPORTATION**

**SIGNING PLAN
ROCKINGHAM COUNTY**

LOCATION: BRIDGE 7800069 ON NC 770 OVER US 220

PROJECT REFERENCE NO. BR-0094	SHEET NO. SIGN-1
APPROVED: <small>DocuSigned by: Renee B. Roach 3E84360B0318431</small>	
DATE: 10/26/2022	
DOCUMENT NOT CONSIDERED FINAL UNLESS ALL SIGNATURES COMPLETED	

ROADWAY STANDARD DRAWING

THE FOLLOWING ROADWAY STANDARDS AS APPEAR IN "ROADWAY STANDARD DRAWINGS" - PROJECT SERVICES UNIT - N.C. DEPARTMENT OF TRANSPORTATION - RALEIGH, N.C., DATED JANUARY 2018 ARE APPLICABLE TO THIS PROJECT AND BY REFERENCE HEREBY ARE CONSIDERED A PART OF THESE PLANS:

STD. NO.	TITLE
901.50	ARROWS AND SHIELDS
904.10	ORIENTATION OF GROUND MOUNTED SIGNS
904.50	MOUNTING OF TYPE 'D', 'E' AND 'F' SIGNS ON 'U' CHANNEL POSTS

GENERAL NOTES

- . SIGNS FURNISHED BY STATE
- . CONFIRM IN WRITING AT LEAST 4 MONTHS IN ADVANCE, THE ACTUAL DATE THE DEPARTMENT FURNISHED SIGNS WILL BE REQUIRED.
- . ALL TYPE 'D' SIGNS SHALL BE MOUNTED ON TWO U-CHANNEL POSTS UNLESS OTHERWISE INDICATED ON THE PLANS.
- . IF REMOVAL OR RELOCATION OF SIGNS ON PRIVATE STREET (NON-STATE MAINTAINED) IS REQUIRED DUE TO CONSTRUCTION, THE CONTRACTOR SHALL INFORM THE ENGINEER. THE WORK WILL BE COMPLETED BY OTHERS.
- . WHEN NOT STATIONED OR DIMENSIONED ON PLANS, ALL 'E' AND 'F' SIGNS SHALL BE FIELD LOCATED BY THE ENGINEER
- . ALL EXISTING SIGNS ON "U" CHANNEL POST WITHIN THE PROJECT LIMITS SHALL BE REMOVED AND DISPOSED OF UNLESS OTHERWISE NOTED ON PLANS.
- . WHEN EXISTING SIGNS ARE REMOVED AND INSTALLED ON NEW SUPPORTS, THE RE-ERECTION SHALL IMMEDIATELY FOLLOW THE REMOVAL.
- . THE BACKGROUND FOR TYPE E & F SIGNS SHALL BE TYPE C REFLECTIVE SHEETING.
- . SEE ROADWAY PLANS FOR GUARD/GUIDE RAIL DETAILS.

SUMMARY OF QUANTITIES


ITEM NO.		ITEM DESCRIPTION	QUANTITY	UNIT
DESC. NO.	SECT. NO.			
4072000000	903	SUPPORTS, 3 LB STEEL U-CHANNEL	831	L.F.
4096000000	904	SIGN ERECTION, TYPE D	6	EA.
4102000000	904	SIGN ERECTION, TYPE E	20	EA.
4108000000	904	SIGN ERECTION, TYPE F	12	EA.
4155000000	907	DISPOSAL OF SIGN SYSTEM, U-CHANNEL	51	EA.

INDEX

SHEET NO.	DESCRIPTION
SIGN-1	TITLE SHEET
SIGN-2	E AND F SHEET
SIGN-3A & 3B	SIGN DESIGNS
SIGN-4	EXISTING SIGNS PLAN SHEET
SIGN-5	SIGNING PLAN SHEET

PLAN PREPARED BY: N.C.D.O.T. SIGNING AND DELINEATION UNIT


KELVIN JORDAN SIGNING & DELINEATION REGIONAL ENGINEER
ERIC WARD SIGNING & DELINEATION PROJECT DESIGN ENGINEER



10/25/22 P:\Projects\BR0094\Traffic\Signing\CADD\Signing_Layout_Plans\BR-0094_Sign-1.dgn User:ericward


APPROVED: *Renee B. Roach*
DocuSigned by:
 3E84360B0316431

DATE: 10/26/2022



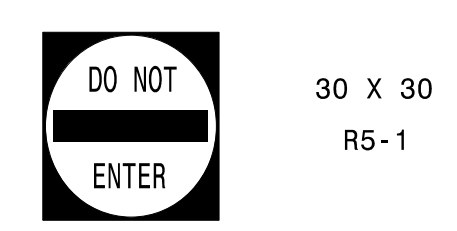
**DOCUMENT NOT CONSIDERED FINAL
 UNLESS ALL SIGNATURES COMPLETED**

401 QUANTITY REQ'D 4



ONE "U" POST PER SIGN

402 QUANTITY REQ'D 4



ONE "U" POST PER SIGN
 MOUNT BACK TO BACK WITH SIGN 401
 IN 2 LOCATIONS

403 QUANTITY REQ'D 4



ONE "U" POST PER SIGN

404 QUANTITY REQ'D 2



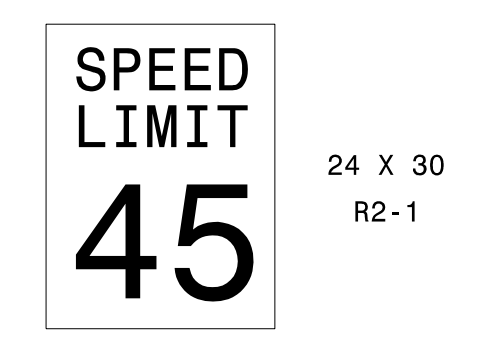
TWO "U" POSTS PER SIGN

405 QUANTITY REQ'D 2



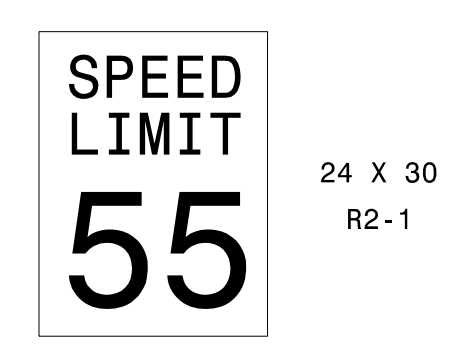
MOUNT BACK TO BACK WITH SIGN 404
 IN 2 LOCATIONS

406 QUANTITY REQ'D 1



ONE "U" POST PER SIGN

407 QUANTITY REQ'D 1



ONE "U" POST PER SIGN

408 QUANTITY REQ'D 1



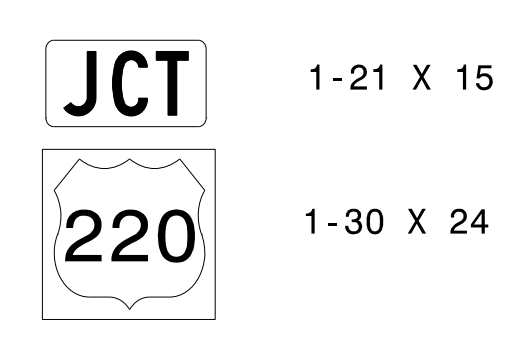
ONE "U" POST PER SIGN

409 QUANTITY REQ'D 1



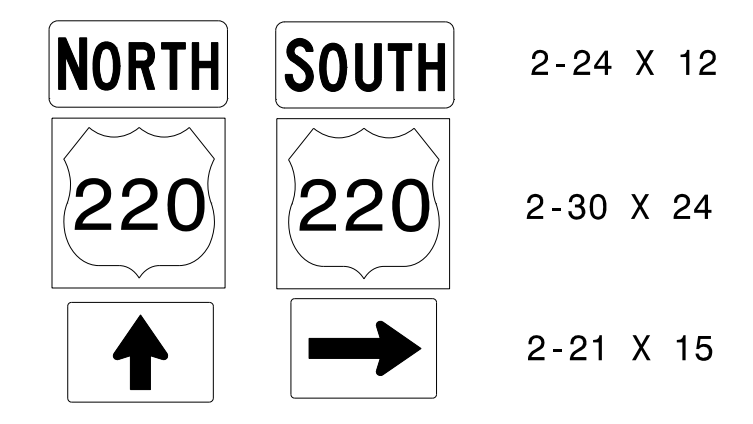
MOUNT BELOW SIGN 408
 IN 1 LOCATION

501



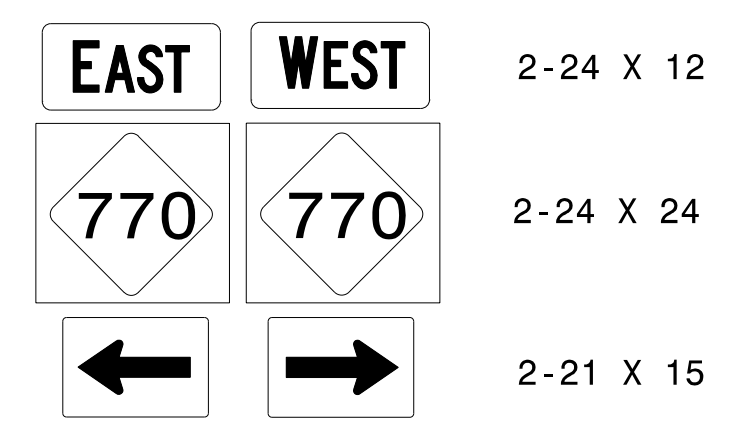
ONE "U" POST PER SIGN

502



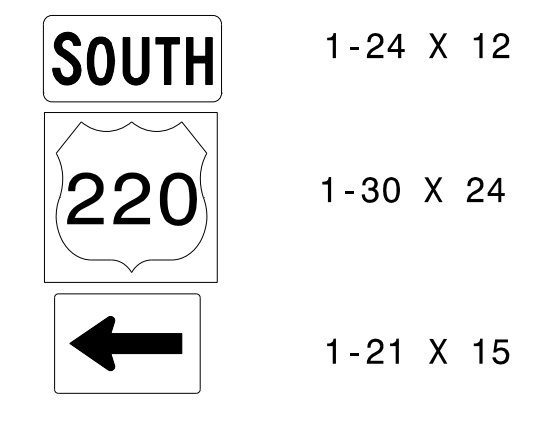
MOUNT BELOW SIGN 302

503



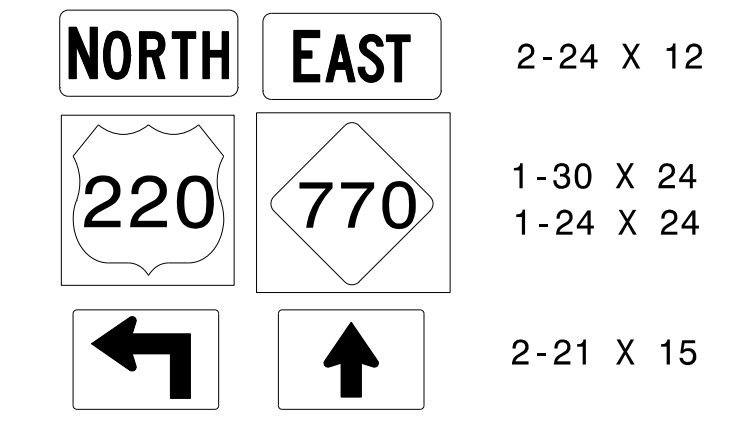
MOUNT BELOW SIGN 301

504



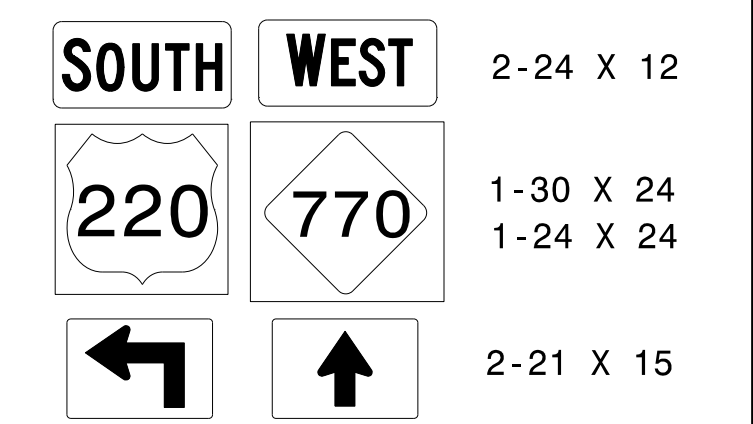
MOUNT BELOW SIGN 303

505



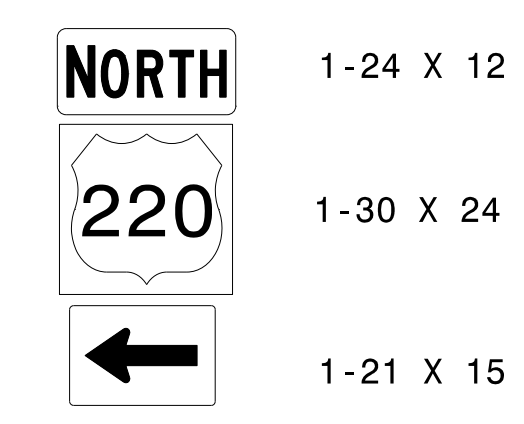
TWO "U" POSTS PER SIGN

506



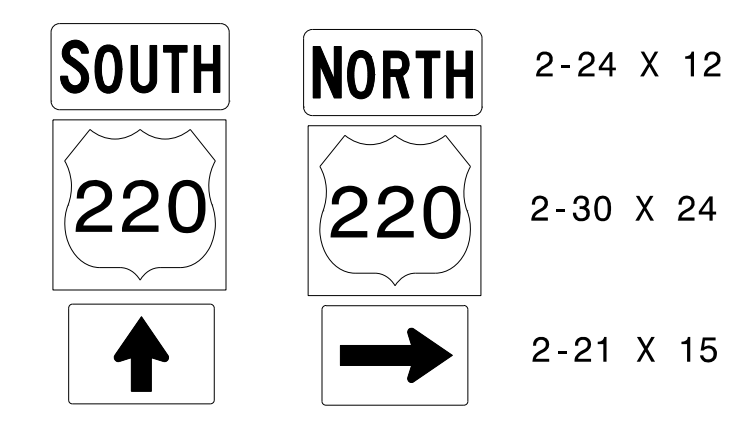
TWO "U" POSTS PER SIGN

507



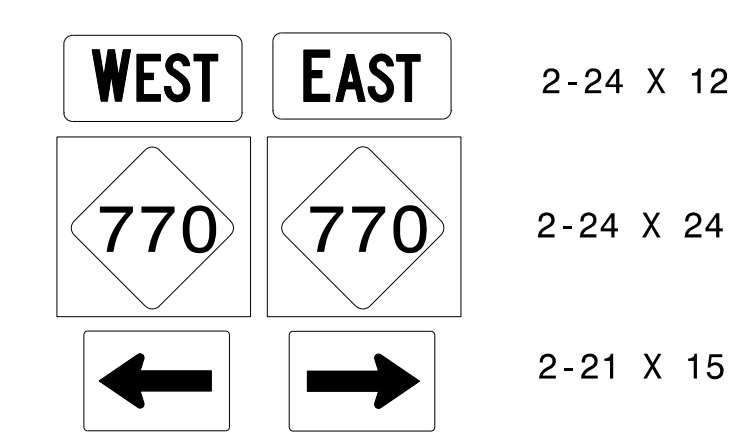
MOUNT BELOW SIGN 304

508



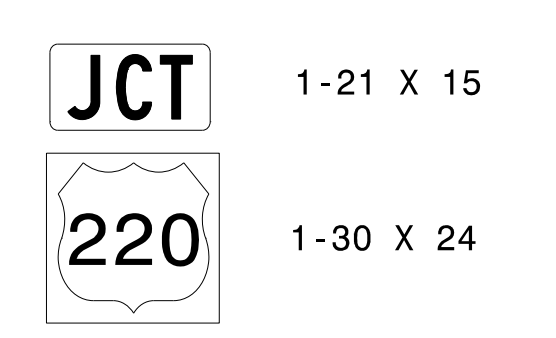
TWO "U" POSTS PER SIGN

509



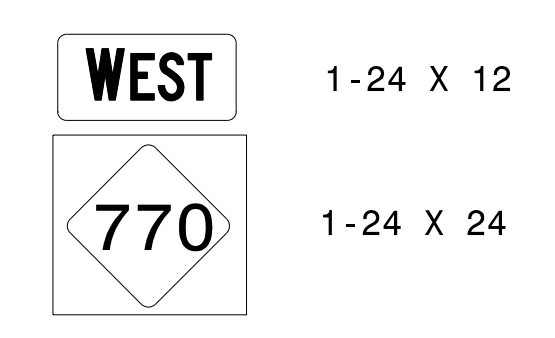
MOUNT BELOW SIGN 306

510



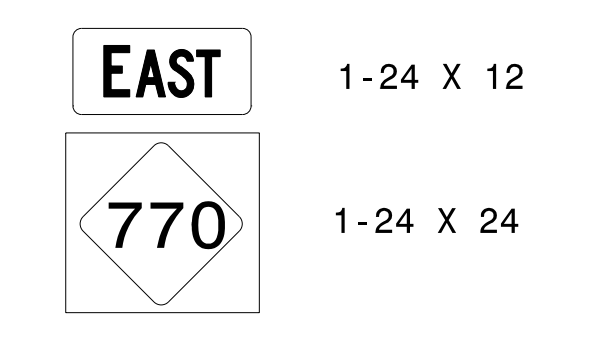
ONE "U" POST PER SIGN

511



ONE "U" POST PER SIGN

512



ONE "U" POST PER SIGN

TYPE "E" & "F" SIGNS

I:\25\22
 P:\Projects-BR0094\Traffic\Signing\CADD\Signing_Layout_Plans\BR-0094_Sign-1.dgn
 User: rboach

APPROVED: *Renee B. Roach*
3EB4390B0316431
 DATE: 10/26/2022



**DOCUMENT NOT CONSIDERED FINAL
 UNLESS ALL SIGNATURES COMPLETED**

SIGN NUMBER: 301 **BACKG COLOR:** Green
TYPE: D **COPY COLOR:** White
QUANTITY: 1
SIGN WIDTH: 5'-6"
HEIGHT: 2'-0"
TOTAL AREA: 11.0 Sq.Ft.
BORDER TYPE: FLUSH
RECESS: 0"
WIDTH: 0.75"
RADII: 2.25"
NO. Z BARS: **MAT'L:** 0.125" (3.2 mm) ALUMINUM
LENGTH:

DESIGN BY: E WARD **CHECKED BY:** **May 18, 2022**
PROJECT ID: **LOCATION:** **DIV:** 7

USE NOTES:
 1. Legend and border(except those that are colored black) shall be direct applied Grade C sheeting.
 2. Background shall be Grade C reflective sheeting.
 3. Shields; A, B, and C type arrows shall be on 0.032" (0.8mm) aluminum and demountable.

Spacing Factor is 1 unless specified otherwise

Letter positions											Series/Size	
Letter spacings are to start of next letter											Text Length	
	S	t	o	n	e	v	i	l	i	e		D 2000
23	4.4	2.8	4.6	4.4	3.9	5	2.2	2.2	1.9	3.5	8	35
	E	d	e	n								D 2000
23	4.4	4.6	4.4	3.5	26.1							16.9

FILENAME: BR-0094 Guidesign **NORTH CAROLINA D.O.T. SIGN DETAIL**

SIGN NUMBER: 302 **BACKG COLOR:** Green/Green
TYPE: D **COPY COLOR:** White
QUANTITY: 1
SIGN WIDTH: 5'-6"
HEIGHT: 2'-6"
TOTAL AREA: 13.8 Sq.Ft.
BORDER TYPE: FLUSH
RECESS: 0"
WIDTH: 0.75"
RADII: 2.25"
NO. Z BARS: **MAT'L:** 0.125" (3.2 mm) ALUMINUM
LENGTH:

DESIGN BY: E WARD **CHECKED BY:** **May 17, 2022**
PROJECT ID: **LOCATION:** **DIV:** 7

USE NOTES:
 1. Legend and border(except those that are colored black) shall be direct applied Grade C sheeting.
 2. Background shall be Grade C reflective sheeting.
 3. Shields; A, B, and C type arrows shall be on 0.032" (0.8mm) aluminum and demountable.

Spacing Factor is 1 unless specified otherwise

Letter positions											Series/Size			
Letter spacings are to start of next letter											Text Length			
	M	a	r	t	i	n	s	v	i	l	e		D 2000	
20.3	5.7	4.6	2.5	3.1	2.2	4.3	3.1	5	2.2	2.2	1.9	3.5	5.6	40.1
	G	r	e	e	n	s	b	o	r	o		D 2000		
5.6	5.3	2.8	4.1	4.4	4.3	3.6	4.3	4.6	2.8	3.7	20.6			39.8

FILENAME: BR-0094 Guidesign **NORTH CAROLINA D.O.T. SIGN DETAIL**

SIGN NUMBER: 303 **BACKG COLOR:** Green
TYPE: D **COPY COLOR:** White
QUANTITY: 1
SIGN WIDTH: 5'-6"
HEIGHT: 1'-6"
TOTAL AREA: 8.3 Sq.Ft.
BORDER TYPE: FLUSH
RECESS: 0"
WIDTH: 0.75"
RADII: 2.25"
NO. Z BARS: **MAT'L:** 0.125" (3.2 mm) ALUMINUM
LENGTH:

DESIGN BY: E WARD **CHECKED BY:** **May 18, 2022**
PROJECT ID: **LOCATION:** **DIV:** 7

USE NOTES:
 1. Legend and border(except those that are colored black) shall be direct applied Grade C sheeting.
 2. Background shall be Grade C reflective sheeting.
 3. Shields; A, B, and C type arrows shall be on 0.032" (0.8mm) aluminum and demountable.

Spacing Factor is 1 unless specified otherwise

Letter positions											Series/Size			
Letter spacings are to start of next letter											Text Length			
	G	r	e	e	n	s	b	o	r	o		D 2000		
20.6	5.3	2.8	4.1	4.4	4.3	3.6	4.3	4.6	2.8	3.7	5.6			39.8

FILENAME: BR-0094 Guidesign **NORTH CAROLINA D.O.T. SIGN DETAIL**

SIGN NUMBER: 304 **BACKG COLOR:** Green
TYPE: D **COPY COLOR:** White
QUANTITY: 1
SIGN WIDTH: 5'-6"
HEIGHT: 1'-6"
TOTAL AREA: 8.3 Sq.Ft.
BORDER TYPE: FLUSH
RECESS: 0"
WIDTH: 0.75"
RADII: 2.25"
NO. Z BARS: **MAT'L:** 0.125" (3.2 mm) ALUMINUM
LENGTH:

DESIGN BY: E WARD **CHECKED BY:** **May 18, 2022**
PROJECT ID: **LOCATION:** **DIV:** 7

USE NOTES:
 1. Legend and border(except those that are colored black) shall be direct applied Grade C sheeting.
 2. Background shall be Grade C reflective sheeting.
 3. Shields; A, B, and C type arrows shall be on 0.032" (0.8mm) aluminum and demountable.

Spacing Factor is 1 unless specified otherwise


Letter positions											Series/Size			
Letter spacings are to start of next letter											Text Length			
	M	a	r	t	i	n	s	v	i	l	e		D 2000	
20.4	5.7	4.6	2.5	3.1	2.2	4.3	3.1	5	2.2	2.2	1.9	3.5	5.4	40.1

FILENAME: BR-0094 Guidesign **NORTH CAROLINA D.O.T. SIGN DETAIL**

10/25/22
 P:\Projects\TIP\Projects-B\BR0094_Traffic\Signing\CADD\Signing Layout Plans\BR-0094_Guidesign.dgn
 User: rtward

TYPE "D" SIGNS

APPROVED: *Renee B. Roach*
DocuSigned by:
 RENE B ROACH
 3E84390B0316431
 DATE: 10/26/2022



**DOCUMENT NOT CONSIDERED FINAL
 UNLESS ALL SIGNATURES COMPLETED**

SIGN NUMBER: 305 TYPE: D QUANTITY: 1 SIGN WIDTH: 5'-6" HEIGHT: 2'-6" TOTAL AREA: 13.8 Sq.Ft. BORDER TYPE: FLUSH RECESS: 0" WIDTH: 0.75" RADII: 2.25" NO. Z BARS: 1 LENGTH:	BACKG COLOR: Green/Green COPY COLOR: White <table border="1" style="width: 100%; border-collapse: collapse;"> <thead> <tr> <th>SYMBOL</th> <th>X</th> <th>Y</th> <th>WID</th> <th>HT</th> </tr> </thead> <tbody> <tr> <td>AR_Type D</td> <td>7.1</td> <td>17.8</td> <td>6</td> <td>9</td> </tr> <tr> <td>AR_Type D</td> <td>51.6</td> <td>4.8</td> <td>6</td> <td>9</td> </tr> </tbody> </table>	SYMBOL	X	Y	WID	HT	AR_Type D	7.1	17.8	6	9	AR_Type D	51.6	4.8	6	9	DESIGN BY: E WARD PROJECT ID: CHECKED BY: LOCATION: May 18, 2022 DIV: 7	
SYMBOL	X	Y	WID	HT														
AR_Type D	7.1	17.8	6	9														
AR_Type D	51.6	4.8	6	9														

Spacing Factor is 1 unless specified otherwise

LETTER POSITIONS

Letter spacings are to start of next letter															Series/Size
															Text Length
	G	r	e	e	n	s	b	o	r	o					D 2000
19.1	5.3	2.8	4.1	4.4	4.3	3.6	4.3	4.6	2.8	3.7	7.1				39.8
	M	a	r	t	i	n	s	v	i	l	i	e			D 2000
5.4	5.7	4.6	2.5	3.1	2.2	4.3	3.1	5	2.2	2.2	1.9	3.5	20.4		40.1

FILENAME: BR-0094 Guidsign NORTH CAROLINA D.O.T. SIGN DETAIL

SIGN NUMBER: 306 TYPE: D QUANTITY: 1 SIGN WIDTH: 5'-6" HEIGHT: 2'-0" TOTAL AREA: 11.0 Sq.Ft. BORDER TYPE: FLUSH RECESS: 0" WIDTH: 0.75" RADII: 2.25" NO. Z BARS: 1 LENGTH:	BACKG COLOR: Green COPY COLOR: White <table border="1" style="width: 100%; border-collapse: collapse;"> <thead> <tr> <th>SYMBOL</th> <th>X</th> <th>Y</th> <th>WID</th> <th>HT</th> </tr> </thead> <tbody> <tr> <td>AR_Type D</td> <td>49</td> <td>9</td> <td>6</td> <td>9</td> </tr> </tbody> </table>	SYMBOL	X	Y	WID	HT	AR_Type D	49	9	6	9	DESIGN BY: E WARD PROJECT ID: CHECKED BY: LOCATION: May 18, 2022 DIV: 7	
SYMBOL	X	Y	WID	HT									
AR_Type D	49	9	6	9									

Spacing Factor is 1 unless specified otherwise

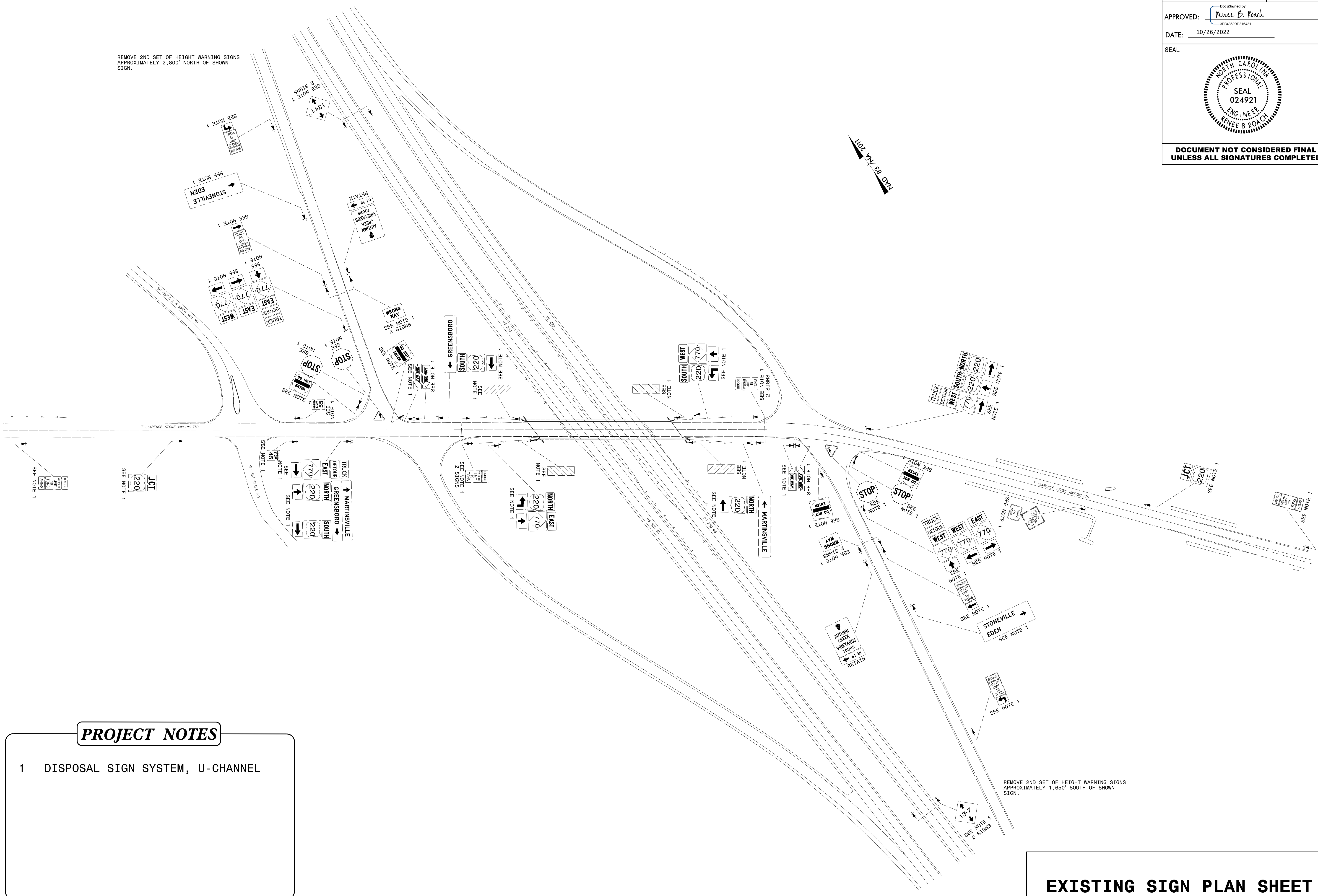
LETTER POSITIONS

Letter spacings are to start of next letter															Series/Size
															Text Length
	S	t	o	n	e	v	i	l	i	e					D 2000
8	4.4	2.8	4.6	4.4	3.9	5	2.2	2.2	1.9	3.5	23				35
	E	d	e	n											D 2000
8	4.4	4.6	4.4	3.5	41.1										16.9

FILENAME: BR-0094 Guidsign NORTH CAROLINA D.O.T. SIGN DETAIL

10/25/22
 P:\Projects\TIP\Projects-B\BR0094_Traffic\Signing\CADD\Signing Layout Plans\BR-0094 Guidsign.dgn
 User:rtward

TYPE "D" SIGNS



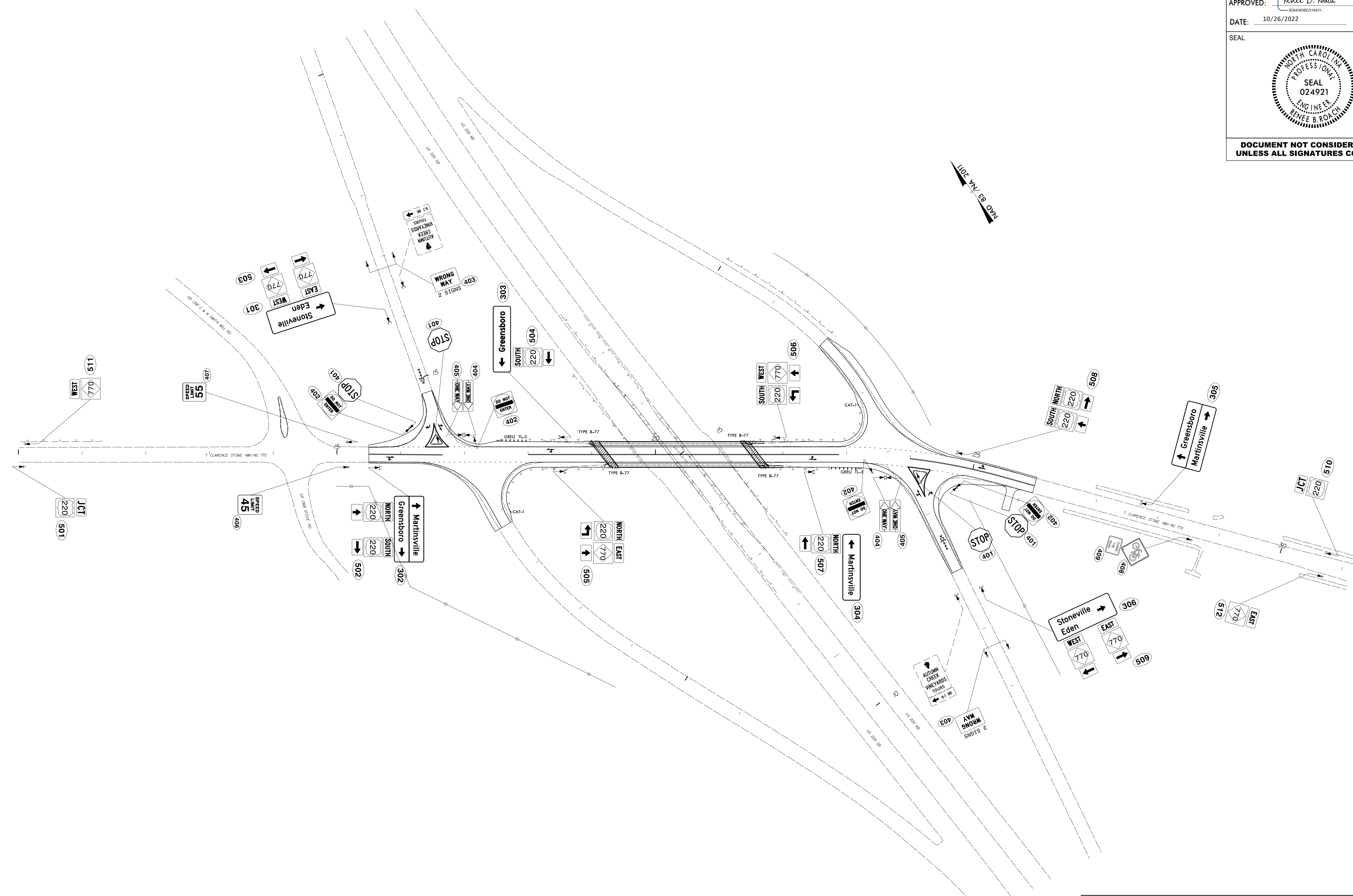
REMOVE 2ND SET OF HEIGHT WARNING SIGNS
APPROXIMATELY 2,800' NORTH OF SHOWN
SIGN.

REMOVE 2ND SET OF HEIGHT WARNING SIGNS
APPROXIMATELY 1,650' SOUTH OF SHOWN
SIGN.

PROJECT NOTES

1 DISPOSAL SIGN SYSTEM, U-CHANNEL

EXISTING SIGN PLAN SHEET



10/25/22
 P:\Projects\TIP\Projects-B\BR0094_Traffic\Signing\CADD\Signing Layout Plans\BR-0094_proposed.dgn
 User:rtward

SIGNING PLAN SHEET