


EDI MODEL 2018ECL-NC CONFLICT MONITOR

PROGRAMMING DETAIL

(remove jumpers and set switches as shown)

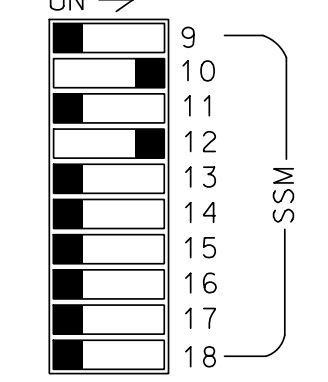
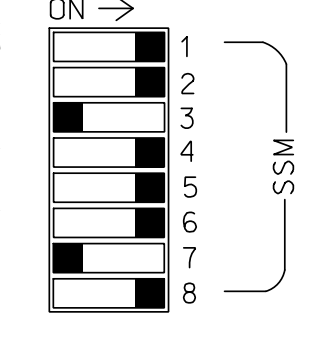
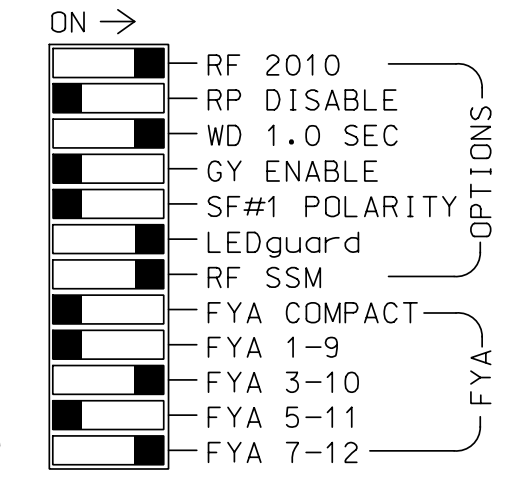
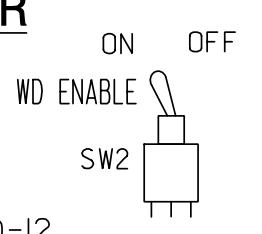
REMOVE DIODE JUMPERS: 1-5, 1-6, 2-5, 2-6, 4-8, 4-10, 4-12, 4-16, 8-10, 8-12, 8-16, 10-12, 10-16 AND 12-16



REMOVE JUMPERS AS SHOWN

NOTES:

- Card is provided with all diode jumpers in place. Removal of any jumper allows its channels to run concurrently.
- Ensure jumpers SEL2-SEL5 and SEL9 are present on the monitor board.
- Ensure that Red Enable is active at all times during normal operation.
- Connect serial cable from conflict monitor to comm. port 1 of 2070 controller. Ensure conflict monitor communicates with 2070.



■ = DENOTES POSITION OF SWITCH

NOTES

- To prevent "flash-conflict" problems, insert red flash program blocks for all unused vehicle load switches in the output file. The installer shall verify that signal heads flash in accordance with the Signal Plans.
- Program phases 4 and 8 for Dual Entry.
- Enable Simultaneous Gap-Out for all Phases.
- Program phases 2 and 6 for Startup In Green.
- Program phase 8 for Startup Ped Call.
- Program phases 2 and 6 for Yellow Flash, and overlap 2 as Wag Overlaps.
- The cabinet and controller are part of the Goldsboro Signal System.

EQUIPMENT INFORMATION

CONTROLLER.....2070
 CABINET.....332 W/ AUX
 SOFTWARE.....ECONOLITE OASIS
 CABINET MOUNT.....BASE
 OUTPUT FILE POSITIONS...18 WITH AUX. OUTPUT FILE
 LOAD SWITCHES USED.....S1,S2,S5,S7,S8,S11,S12,AUX S2,AUX S5
 PHASES USED.....1,2,4,5,6,8,8PED
 OVERLAP "A".....NOT USED
 OVERLAP "B".....4
 OVERLAP "C".....NOT USED
 OVERLAP "D".....8
 OVERLAP "P".....1+2+4+5+6+8

SIGNAL HEAD HOOK-UP CHART

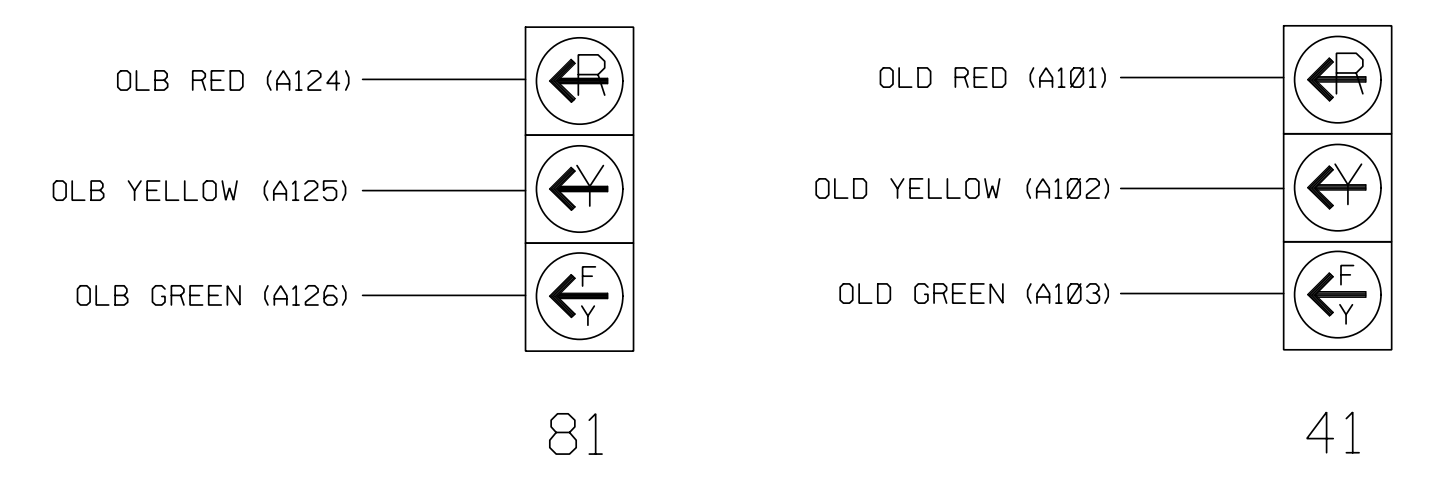
LOAD SWITCH NO.	S1	S2	S3	S4	S5	S6	S7	S8	S9	S10	S11	S12	AUX S1	AUX S2	AUX S3	AUX S4	AUX S5	AUX S6
CMU CHANNEL NO.	1	2	13	3	4	14	5	6	15	7	8	16	9	10	17	11	12	18
PHASE	1	2	2 PED	3	4	4 PED	5	6	6 PED	7	8	8 PED	OLA	OLB	SPARE	OLC	OLD	SPARE
SIGNAL HEAD NO.	11	21,22	NU	NU	42,43	NU	51	61,62	NU	NU	82,83	P81, P82	NU	81	NU	41	NU	NU
RED		128			101			134			107							
YELLOW		129			102			135			108							
GREEN		130			103			136			109							
RED ARROW	125						131							A124			A101	
YELLOW ARROW	126						132							A125			A102	
FLASHING YELLOW ARROW														A126			A103	
GREEN ARROW	127						133											
Hand												110						
Walker												112						

NU = Not Used

★ See pictorial of head wiring in detail this sheet.

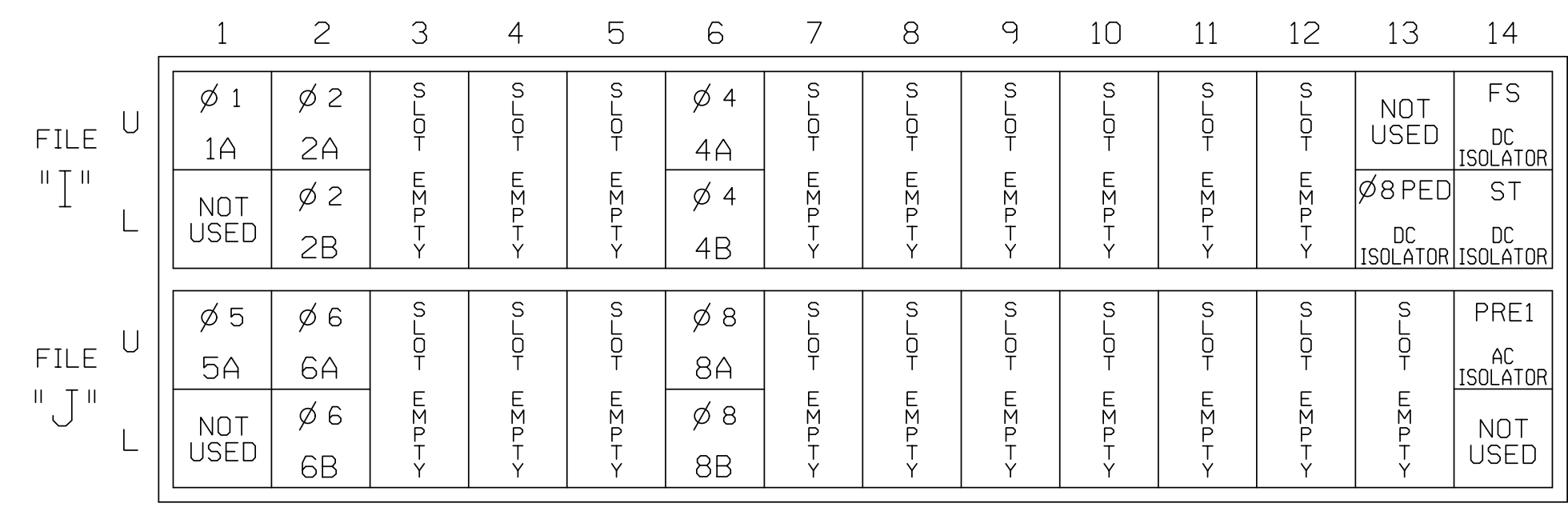
FYA SIGNAL WIRING DETAIL

(wire signal heads as shown)



INPUT FILE POSITION LAYOUT

(front view)



EX. : 1A, 2A, ETC. = LOOP NO.'S

FS = FLASH SENSE
 ST = STOP TIME
 PRE1 = RR PREEMPT


INPUT FILE CONNECTION & PROGRAMMING CHART

LOOP NO.	LOOP TERMINAL	INPUT FILE POS.	PIN NO.	INPUT ASSIGNMENT NO.	DETECTOR NO.	NEMA PHASE	CALL	EXTEND	FULL TIME DELAY	STRETCH TIME	DELAY TIME
1A	TB2-1,2	I1U	56	18	1	1	Y	Y			
2A	TB2-5,6	I2U	39	1	2	2	Y	Y			
2B	TB2-7,8	I2L	43	5	12	2	Y	Y			
4A	TB4-9,10	I6U	41	3	4	4	Y	Y			3
4B	TB4-11,12	I6L	45	7	14	4	Y	Y			
5A	TB3-1,2	J1U	55	17	5	5	Y	Y			
6A	TB3-5,6	J2U	40	2	6	6	Y	Y			
6B	TB3-7,8	J2L	44	6	16	6	Y	Y			
8A	TB5-9,10	J6U	42	4	8	8	Y	Y			3
8B	TB5-11,12	J6L	46	8	18	8	Y	Y			
PED PUSH BUTTONS											
P81,P82	TB8-8,9	I13L	70	32	PED 8	8 PED					

NOTE:

INSTALL DC ISOLATOR IN INPUT FILE SLOT 113.

INPUT FILE POSITION LEGEND: J2L



COUNTDOWN PEDESTRIAN SIGNAL OPERATION

Countdown Ped Signals are required to display timing only during Ped Clearance Interval. Consult Ped Signal Module user's manual for instructions on selecting this feature.

Electrical Detail - Sheet 1 of 3

Electrical and Programming Details For:

Prepared For:
 City of Raleigh
 Department of Transportation
 750 N. Greenfield Pkwy, Garner, NC 27529
 (919) 677-2000

US 13 (BERKELEY BOULEVARD)
 AT
 SR 1560 (ROYALL AVENUE) AND
 SR 1709 (CENTRAL HEIGHTS ROAD)
 Division 4 Wayne County Goldsboro
 PLAN DATE: December 2018 REVIEWED BY: SL Phillips
 PREPARED BY: SP Pennington REVIEWED BY:

REVISIONS	INIT.	DATE

DOCUMENT NOT CONSIDERED FINAL UNLESS ALL SIGNATURES COMPLETED

SEAL
 NORTH CAROLINA PROFESSIONAL ENGINEER
 STACIE L. PHILLIPS
 SEAL 032607
 6/30/2020
 DATE

PLANS PREPARED IN THE OFFICE OF:
Kimley-Horn
 NC License #F-0102
 421 Fayetteville Street, Suite 600
 Raleigh, NC 27601
 (919) 677-2000