


TIP NO. Y-4810K	SHEET NO. SIGN-1
APPROVED: <i>Michael T. Rzepka</i>	
DATE: 9/19/2022	
SEAL 	
DOCUMENT NOT CONSIDERED FINAL UNLESS ALL SIGNATURES COMPLETED	

**STATE OF NORTH CAROLINA
DEPARTMENT OF TRANSPORTATION**

**SIGNING PLAN
CABARRUS COUNTY**

**LOCATION: KANNAPOLIS – SR 1625 (ROGERS LAKE RD.) GRADE
SEPARATION OVER NCRRNS RAILROAD**

T.I.P.: Y-4810K

INDEX

SHEET NO.	DESCRIPTION
SIGN-1	TITLE SHEET
SIGN-2	'E' & 'F' TYPE SIGNS
SIGN-2A	SIGN DESIGN
SIGN-3 & 4	PROPOSED SIGN DETAILS
SIGN-5 & 6	EXISTING SIGNS

ROADWAY STANDARD DRAWING

THE FOLLOWING ROADWAY STANDARDS AS APPEAR IN "ROADWAY STANDARD DRAWINGS" - PROJECT SERVICES UNIT - N.C. DEPARTMENT OF TRANSPORTATION - RALEIGH, N.C., DATED JANUARY 2018 ARE APPLICABLE TO THIS PROJECT AND BY REFERENCE HEREBY ARE CONSIDERED A PART OF THESE PLANS:

STD. NO.	TITLE
903.10	GROUND MOUNTED SIGN SUPPORTS
904.10	ORIENTATION OF GROUND MOUNTED SIGNS
904.50	MOUNTING OF TYPE 'D', 'E' AND 'F' SIGNS ON 'U' CHANNEL POSTS
910.40	SINGLE LANE ROUNDABOUT SIGNING, WITH PEDESTRIANS


SUMMARY OF QUANTITIES

ITEM NO.		ITEM DESCRIPTION	QUANTITY	UNIT
DESC. NO.	SECT. NO.			
4072000000	903	SUPPORTS, 3 LB STEEL U-CHANNEL	910	L.F.
4102000000	904	SIGN ERECTION, TYPE E	74	EA.
4108000000	904	SIGN ERECTION, TYPE F	2	EA.
4155000000	907	DISPOSAL OF SIGN SYSTEM, U-CHANNEL	30	EA.

GENERAL NOTES

- SIGNS FURNISHED BY STATE
- CONFIRM IN WRITING AT LEAST 4 MONTHS IN ADVANCE, THE ACTUAL DATE THE DEPARTMENT FURNISHED SIGNS WILL BE REQUIRED.
- IF REMOVAL OR RELOCATION OF SIGNS ON PRIVATE STREET (NON-STATE MAINTAINED) IS REQUIRED DUE TO CONSTRUCTION, THE CONTRACTOR SHALL INFORM THE ENGINEER. THE WORK WILL BE COMPLETED BY OTHERS.
- WHEN NOT STATIONED OR DIMENSIONED ON PLANS, ALL 'E' AND 'F' SIGNS SHALL BE FIELD LOCATED BY THE ENGINEER
- ALL EXISTING SIGNS ON "U" CHANNEL POST WITHIN THE PROJECT LIMITS SHALL BE REMOVED AND DISPOSED OF UNLESS OTHERWISE NOTED ON PLANS.
- WHEN EXISTING SIGNS ARE REMOVED AND INSTALLED ON NEW SUPPORTS, THE RE-ERECTION SHALL IMMEDIATELY FOLLOW THE REMOVAL.
- THE BACKGROUND FOR TYPE E & F SIGNS SHALL BE GRADE C REFLECTIVE SHEETING.
- SEE ROADWAY PLANS FOR GUARD/GUIDE RAIL DETAILS.

PLAN PREPARED FOR N.C.D.O.T.




1556 MAIL SERVICE CENTER
RALEIGH, NC 27699-1556
(919) 707 4110
(919) 707-4154 (FAX)

K. TRIVEDI, P.E. NCDOT RAIL DIVISION


PLAN PREPARED BY: HDR/ICA

M. T. RZEPKA, P.E. PROJECT ENGINEER
Y. MARIOTTE DESIGN ENGINEER

HDR HDR Engineering, Inc. of the Carolinas
555 Fayetteville St, Suite 900 Raleigh, N.C. 27601
N.C.B.E.L.S. License Number: F-0116

TIP NO. Y-4810K	SHEET NO. SIGN-2
APPROVED: <i>Michael T. Rzepka</i>	
DATE: 9/19/2022	
SEAL 	
DOCUMENT NOT CONSIDERED FINAL UNLESS ALL SIGNATURES COMPLETED	


401 QUANTITY REQ'D 12



36" X 36"
R1-1

ONE "U" POST PER SIGN


402 QUANTITY REQ'D 4



24" X 30"
R2-1

ONE "U" POST PER SIGN

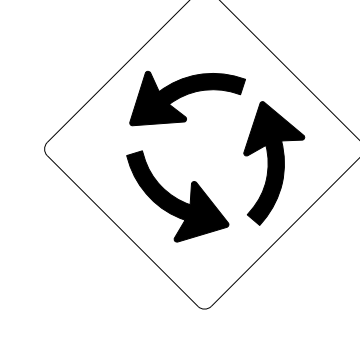
403 QUANTITY REQ'D 1



30" X 30"
W2-2R

ONE "U" POST PER SIGN

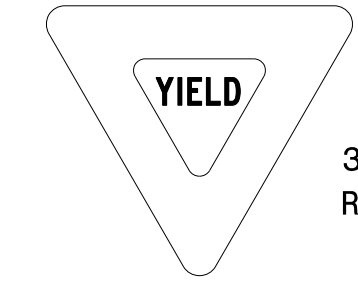
404 QUANTITY REQ'D 4



30" X 30"
W2-6

ONE "U" POST PER SIGN


405 QUANTITY REQ'D 4



36" X 36" X 36"
R1-2

ONE "U" POST PER SIGN

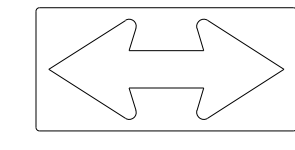
406 QUANTITY REQ'D 4



30" X 24"
R6-4

ONE "U" POST PER SIGN


407 QUANTITY REQ'D 1



48" X 24"
W1-7

ONE "U" POST PER SIGN


408 QUANTITY REQ'D 2



30" X 30"
W14-2

ONE "U" POST PER SIGN

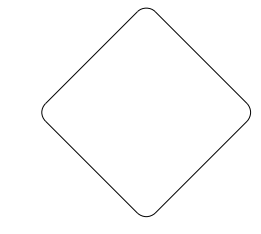
409 QUANTITY REQ'D 6



30" X 30"
W4-3

ONE "U" POST PER SIGN

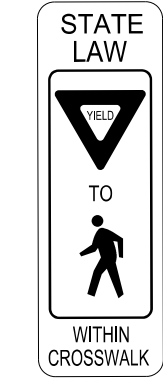
410 QUANTITY REQ'D 15



18" X 18"
OM4-3
(RED COLOR)

ONE "U" POST PER SIGN


411 QUANTITY REQ'D 2



12" X 36"
R1-6

ONE "U" POST PER SIGN


412 QUANTITY REQ'D 2



30" X 30"
W2-2L

ONE "U" POST PER SIGN


413 QUANTITY REQ'D 4



24" X 18"
R3-17

ONE "U" POST PER SIGN


414 QUANTITY REQ'D 2



24" X 8"
R3-17aP

MOUNT BELOW SIGN 413
IN TWO INSTALLATIONS


415 QUANTITY REQ'D 2



24" X 8"
R3-17bP

MOUNT BELOW SIGN 413
IN TWO INSTALLATIONS


416 QUANTITY REQ'D 2



30" X 30"
W11-2

ONE "U" POST PER SIGN


417 QUANTITY REQ'D 2



24" X 12"
W16-7PL

MOUNT BELOW SIGN 416
IN TWO INSTALLATIONS


418 QUANTITY REQ'D 1



30" X 30"
W11-1

ONE "U" POST PER SIGN


419 QUANTITY REQ'D 1



18" X 24"
W16-1P

MOUNT BELOW SIGN 418
IN ONE INSTALLATION

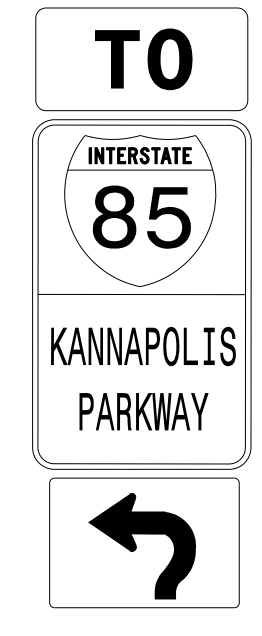
420 QUANTITY REQ'D 3



30" X 30"
W3-1

ONE "U" POST PER SIGN

501



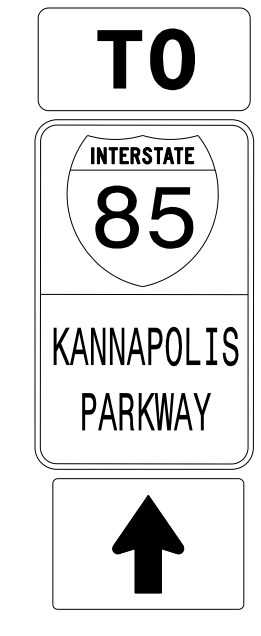
24" X 12"
(GREEN BKGRD)

24" X 36"
(SEE SIGN-2A
FOR DESIGN)

21" X 15"
(GREEN BKGRD)

MOUNT OF ONE U-CHANNEL POST

502



24" X 12"
(GREEN BKGRD)

24" X 36"
(SEE SIGN-2A
FOR DESIGN)

21" X 15"
(GREEN BKGRD)


MOUNT OF ONE U-CHANNEL POST



HDR Engineering, Inc. of the Carolinas
555 Fayetteville St, Suite 900 Raleigh, N.C. 27601
N.C.B.E.L.S. License Number: F-0116

TYPE "E" & "F" SIGNS

APPROVED: *Michael T. Rzepka*
DATE: 9/19/2022



DOCUMENT NOT CONSIDERED FINAL
UNLESS ALL SIGNATURES COMPLETED

SIGN NUMBER: 501, 502
TYPE: D
QUANTITY: 2
SIGN WIDTH: 2'-0"
HEIGHT: 3'-0"
TOTAL AREA: 6.0 Sq.Ft.

BACKG COLOR: Green/Green
COPY COLOR: White

SYMBOL	X	Y	WID	HT
M1_1	5	19.7	14	14

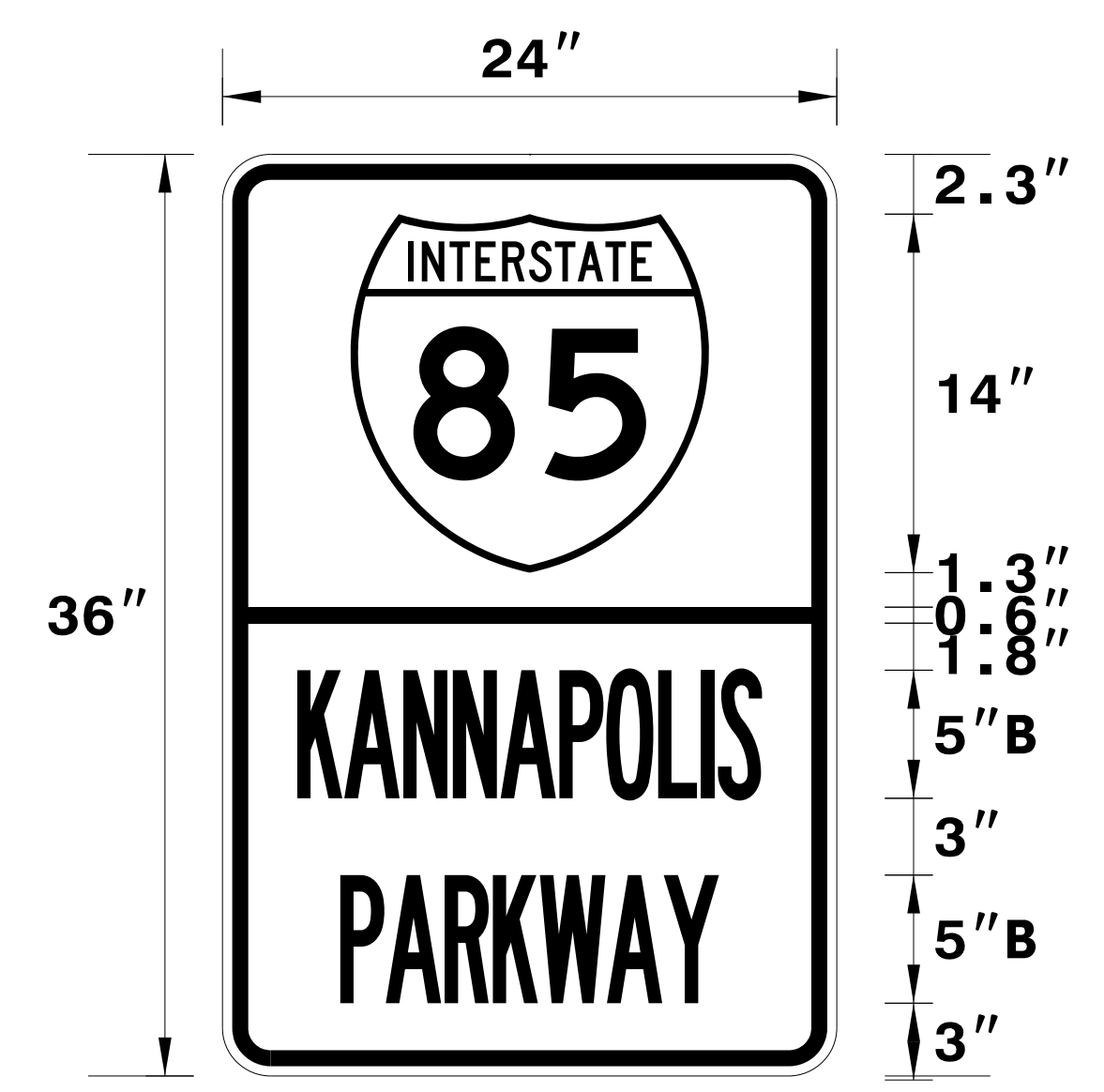
BORDER TYPE: FLUSH
RECESS: 0.38"
WIDTH: 0.63"
RADII: 1.5"

NO. Z BARS:
LENGTH:

MAT'L: 0.125" (3.2 mm) ALUMINUM

DESIGN BY: R DRAYTON
PROJECT ID: Y-4810K

M RZEPKA
Jan 07, 2019
DIV: 10



Spacing Factor is 1 unless specified otherwise

USE NOTES: 1, 2 & 3

- Legend and border(except those that are colored black) shall be direct applied Grade C sheeting.
- Background shall be Grade C reflective sheeting.
- Shields; A, B, and C type arrows shall be on 0.032" (0.8mm) aluminum and demountable.

LETTER POSITIONS

Letter spacings are to start of next letter											Series/Size Text Length		
	K	A	N	N	A	P	O	L	I	S		B 2000	
	2.9	1.8	2.3	1.9	1.9	2.3	1.8	2	1.7	0.7	1.7	2.9	18.2
	P	A	R	K	W	A	Y						B 2000
	4.6	1.8	2.3	1.9	1.8	2.6	2.2	2.2	4.6				14.8


FILENAME: Kannapolis Pkwy sign

NORTH CAROLINA D.O.T. SIGN DETAIL

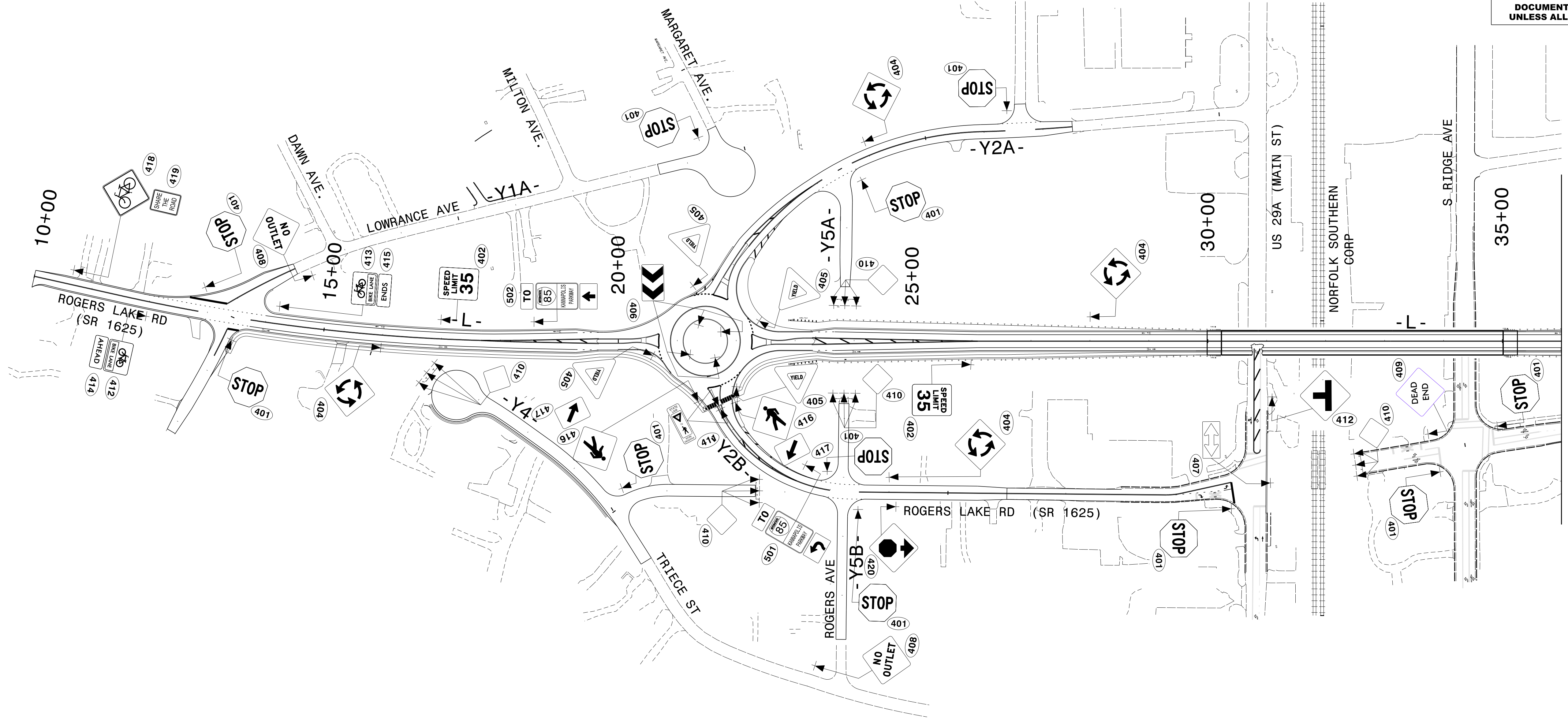
09/19/22 P:\Projects\Users\01HDR-US-East-01\Documents\5705\10029502\6.0_CAD_BIM\6.2_Work-In-Progress\Traffic\Signing\CADD\Signing_Layout_Plans\4810k_sign_design_02a.dgn User:CHRNDEN

APPROVED: *Michael T. Rzepka*

DATE: 9/19/2022



DOCUMENT NOT CONSIDERED FINAL
UNLESS ALL SIGNATURES COMPLETED




MATCHLINE SEE SIGN-4

PROPOSED SIGNS

09/19/22
P:\1\p1\h1\users\01\HDR_US_East_01\Documents\5705\10029502\6.0_CAD_BIM\6.2_Work_In_Progress\Traffic\Signing\CADD\Signing_Layout_Plans\y4810k_sign_prop_03.dgn
User: CHARRNDEN

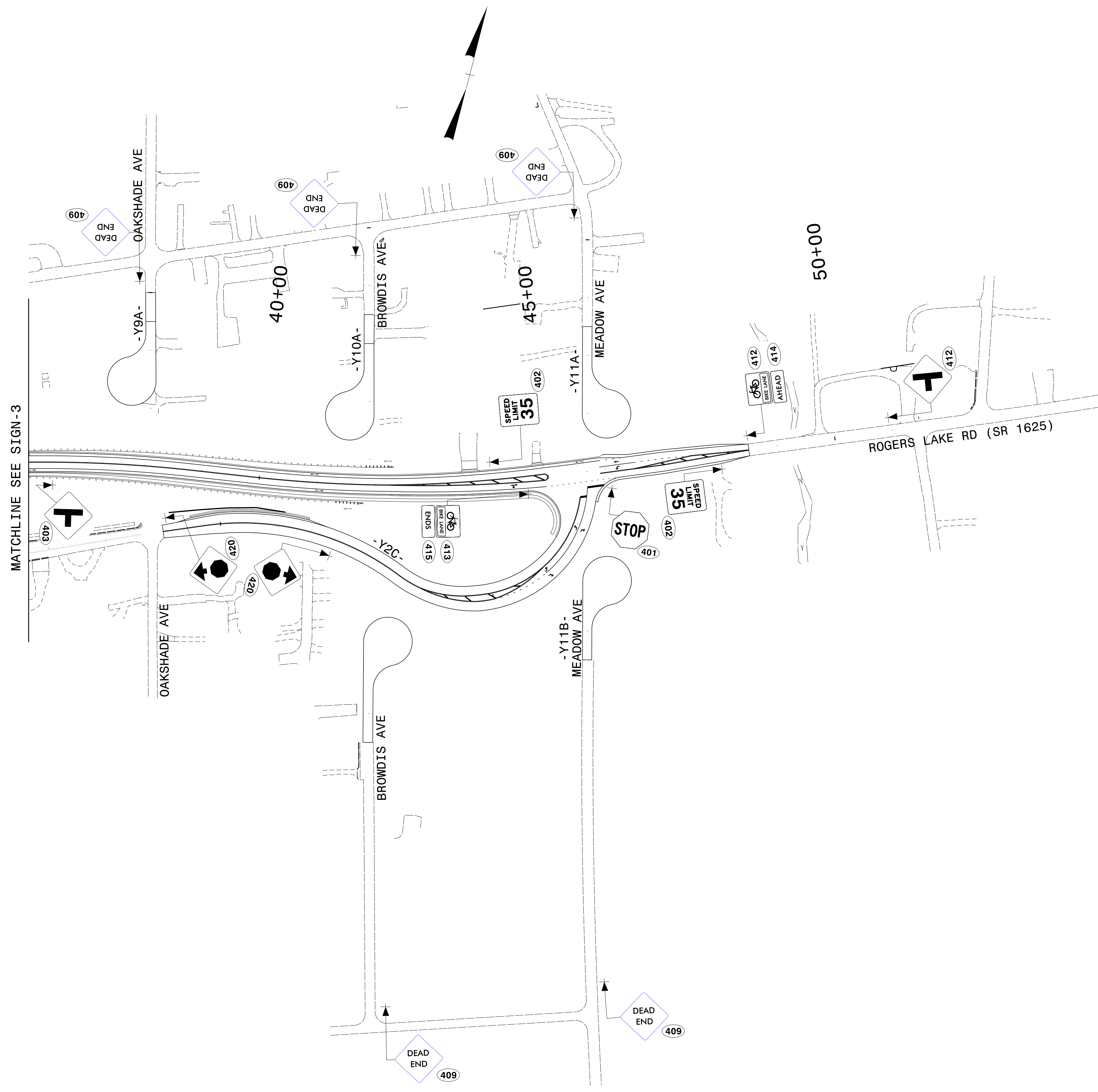
APPROVED: *Michael T. Rzepka*

DATE: 9/19/2022




**DOCUMENT NOT CONSIDERED FINAL
UNLESS ALL SIGNATURES COMPLETED**

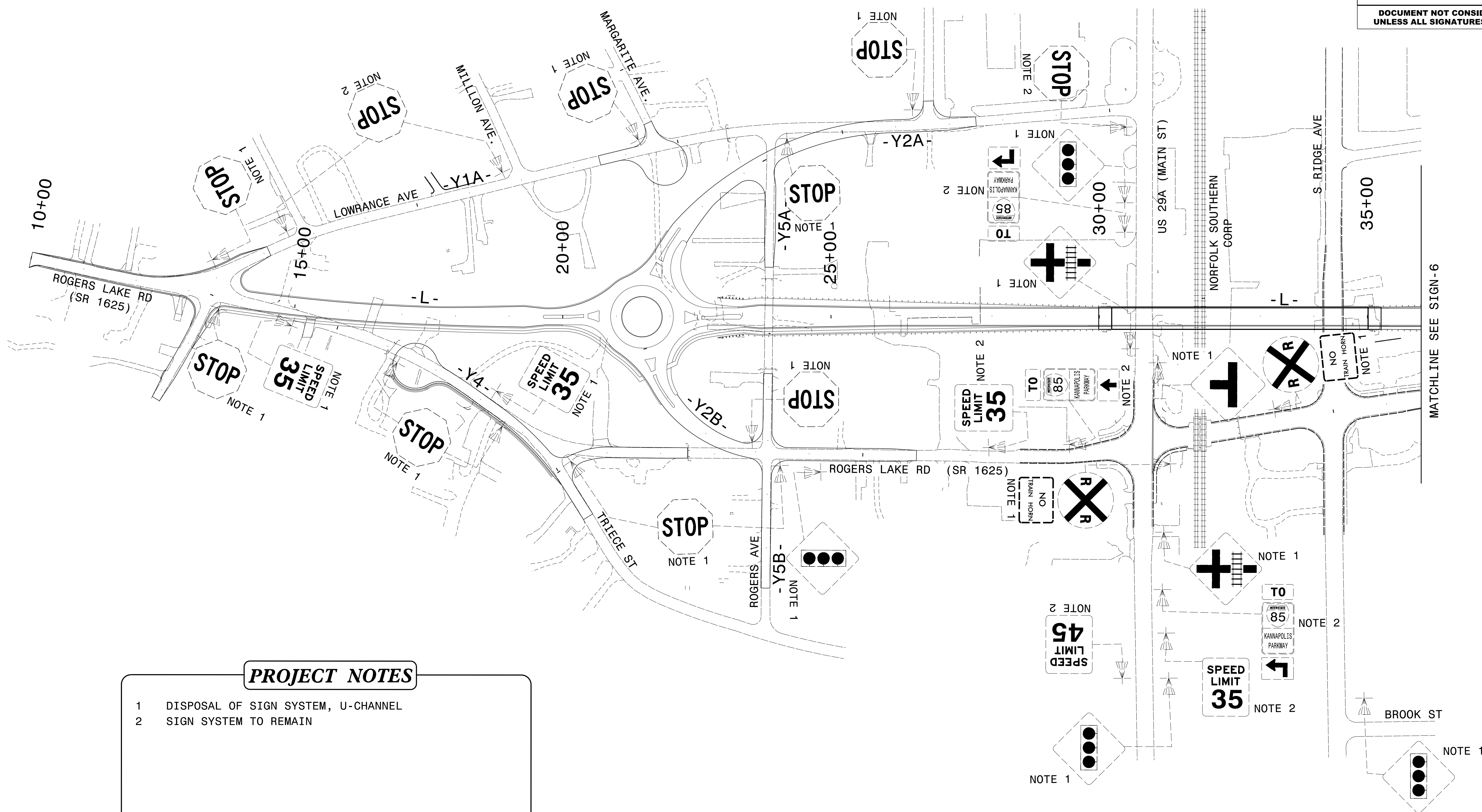
09/19/22
P:\1\Projects\Users\01\HDR_US_East_01\Documents\5705\10029502\6.0_CAD_BIM\6.2_Work_In_Progress\Traffic\Signing\CADD\Signing_Layout_Plans\y4810k_sign_prop_04.dgn
User:CHRNDEN



PROPOSED SIGNS



DOCUMENT NOT CONSIDERED FINAL
UNLESS ALL SIGNATURES COMPLETED




PROJECT NOTES

- 1 DISPOSAL OF SIGN SYSTEM, U-CHANNEL
- 2 SIGN SYSTEM TO REMAIN

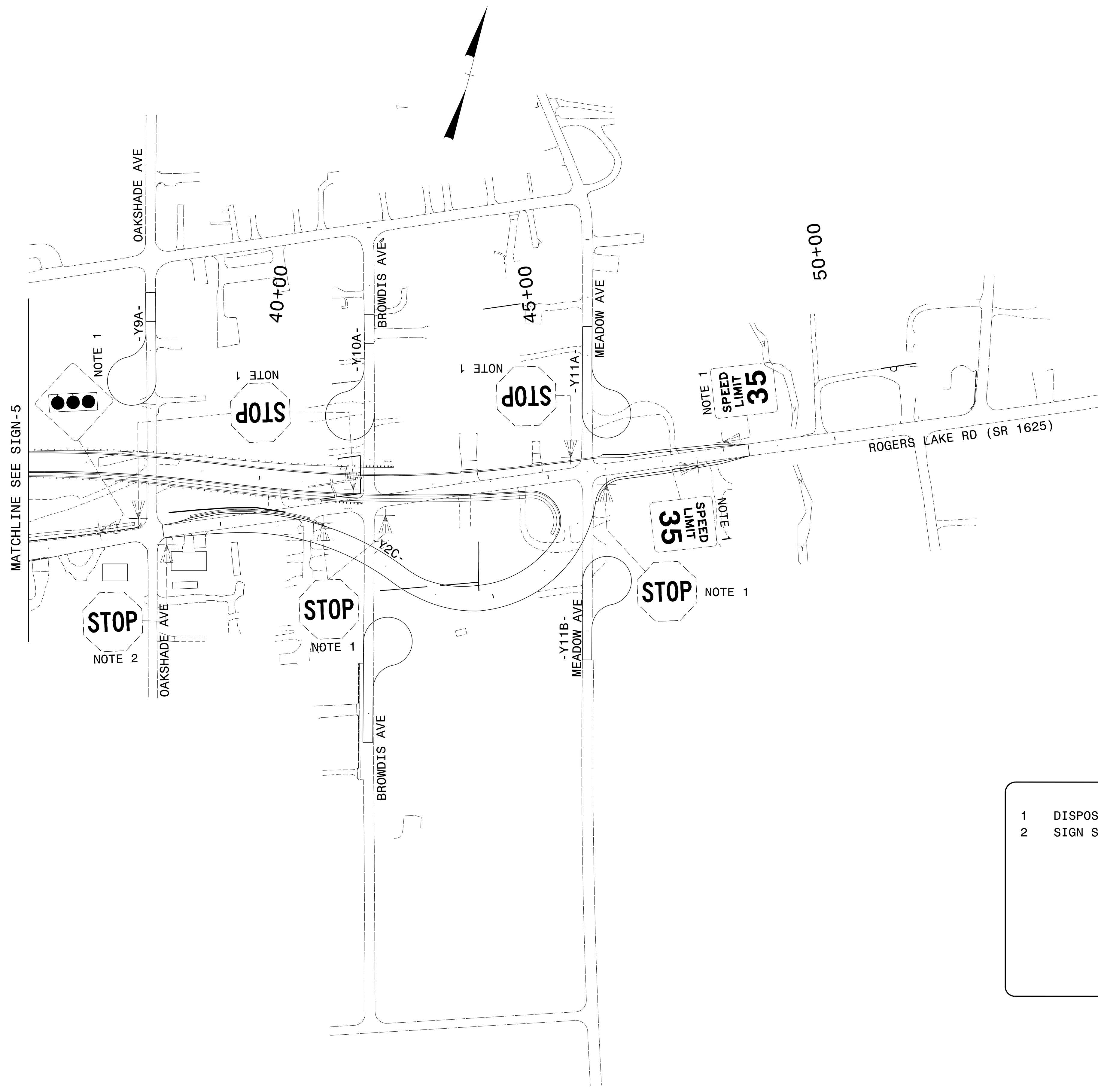
EXISTING SIGNS

09/19/22
P:\1\Projects\Users\01\HDR_US_East_01\Documents\5705\10029502\6.0_CAD_BIM\6.2_Work_In_Progress\Traffic\Signing\CADD\Signing_Layout_Plans\y4810k_sign_exst_05.dgn
User: CHARRNDEN

APPROVED: *Michael T. Rzepka*
DATE: 9/19/2022



**DOCUMENT NOT CONSIDERED FINAL
UNLESS ALL SIGNATURES COMPLETED**



MATCHLINE SEE SIGN-5

PROJECT NOTES

- 1 DISPOSAL OF SIGN SYSTEM, U-CHANNEL
- 2 SIGN SYSTEM TO REMAIN

EXISTING SIGNS

09/19/22
P:\1\Projects\Users\01\HDR_US_East_01\Documents\5705\10029502\6.0_CAD_BIM\6.2_Work_In_Progress\Traffic\Signing\CADD\Signing_Layout_Plans\y4810k_sign_exst_06.dgn
User:CHRNDEN