

**This electronic collection of documents is provided
for the convenience of the user
and is Not a Certified Document –**

**The documents contained herein were originally issued
and sealed by the individuals whose names and license
numbers appear on each page, on the dates appearing
with their signature on that page.**

**This file or an individual page
shall not be considered a certified document.**


T.I.P.: I-5987A

CONTRACT NO.:

**STATE OF NORTH CAROLINA
DEPARTMENT OF TRANSPORTATION**

**SIGNING PLAN
ROBESON COUNTY**

**LOCATION: I-95 FROM SOUTH OF US 301 (EXIT 22) TO NORTH
OF SR 1758 (MCDUFFIE CROSSING RD)**

TIP NO. I-5987A	SHEET NO. SIGN-1
<small>Designed by:</small> APPROVED: <i>William J. Hamilton</i> <small>AS0607048484</small>	
DATE: 5/11/2022	
SEAL 	
DOCUMENT NOT CONSIDERED FINAL UNLESS ALL SIGNATURES COMPLETED	

SUMMARY OF QUANTITIES

ITEM NO.	ITEM DESCRIPTION	QUANTITY	UNIT
DESC. NO.	SECT. NO.		
4048000000	902	REINFORCED CONCRETE SIGN FOUNDATION	11 C.Y.
4054000000	902	PLAIN CONCRETE SIGN FOUNDATION	4 C.Y.
4057000000	SP	OVERHEAD FOOTING	188 C.Y.
4060000000	903	SUPPORTS, BREAKAWAY STEEL BEAM	14560 LB.
4072000000	903	SUPPORTS, 3 LB STEEL U-CHANNEL	2320 L.F.
4096000000	904	SIGN ERECTION, TYPE D	6 EA.
4102000000	904	SIGN ERECTION, TYPE E	86 EA.
4108000000	904	SIGN ERECTION, TYPE F	20 EA.
4109000000	904	SIGN ERECTION, TYPE A (OVERHEAD)	14 EA.
4109000000	904	SIGN ERECTION, TYPE B (OVERHEAD)	10 EA.
4110000000	904	SIGN ERECTION, TYPE A (GROUND MOUNTED)	3 EA.
4114000000	904	SIGN ERECTION, MILEMARKERS	18 EA.
4116100000	904	SIGN ERECTION, RELOCATE SIGN TYPE A (GROUND MOUNTED)	11 EA.
4116100000	904	SIGN ERECTION, RELOCATE SIGN TYPE E (GROUND MOUNTED)	1 EA.
4116300000	904	SIGN ERECTION, LOGO TO PANEL	9 EA.
4082100000	906	SUPPORTS, OVERHEAD SIGN STRUCTURE @ STA 71+00 -L-	1 L.S.
4082100000	906	SUPPORTS, OVERHEAD SIGN STRUCTURE @ STA 84+50 -L-	1 L.S.
4082100000	906	SUPPORTS, OVERHEAD SIGN STRUCTURE @ STA 109+00 -L-	1 L.S.
4082100000	906	SUPPORTS, OVERHEAD SIGN STRUCTURE @ STA 135+00 -L-	1 L.S.
4082100000	906	SUPPORTS, OVERHEAD SIGN STRUCTURE @ STA 162+00 -L-	1 L.S.
4082100000	906	SUPPORTS, OVERHEAD SIGN STRUCTURE @ STA 172+00 -L-	1 L.S.
4082100000	906	SUPPORTS, OVERHEAD SIGN STRUCTURE @ STA 206+00 -L-	1 L.S.
4082100000	906	SUPPORTS, OVERHEAD SIGN STRUCTURE @ STA 246+00 -L-	1 L.S.
4082100000	906	SUPPORTS, OVERHEAD SIGN STRUCTURE @ STA 252+00 -L-	1 L.S.
4082100000	906	SUPPORTS, OVERHEAD SIGN STRUCTURE @ STA 271+50 -L-	1 L.S.
4082100000	906	SUPPORTS, OVERHEAD SIGN STRUCTURE @ STA 304+90 -L-	1 L.S.
4082100000	906	SUPPORTS, OVERHEAD SIGN STRUCTURE @ STA 331+00 -L-	1 L.S.
4082100000	906	SUPPORTS, OVERHEAD SIGN STRUCTURE @ STA 358+00 -L-	1 L.S.
4138000000	907	DISPOSAL OF SUPPORT, STEEL BEAM	10 EA.
4152000000	907	DISPOSAL OF SIGN SYSTEM, STEEL BEAM	30 EA.
4155000000	907	DISPOSAL OF SIGN SYSTEM, U-CHANNEL	83 EA.

PROJECT NOTES

- 1 DISPOSAL OF SIGN SYSTEM, U-CHANNEL
- 2 DISPOSAL OF SIGN SYSTEM, STEEL BEAM
- 3 RETAIN
- 4 RELOCATE ON NEW SUPPORTS

ROADWAY STANDARD DRAWING

THE FOLLOWING ROADWAY STANDARDS AS APPEAR IN "ROADWAY STANDARD DRAWINGS" - PROJECT SERVICES UNIT - N.C. DEPARTMENT OF TRANSPORTATION - RALEIGH, N.C., DATED JANUARY 2018 ARE APPLICABLE TO THIS PROJECT AND BY REFERENCE HEREBY ARE CONSIDERED A PART OF THESE PLANS:

STD. NO.	TITLE
901.10	TYPE 'A' SIGNS - SHEET 2 OF 2 (SEE SIGN-1A FOR SHEET 1 OF 2)
901.20	TYPE 'B' SIGNS (SEE SIGN-1B)
901.50	ARROWS AND SHIELDS
901.70	SIGN STRINGERS AND SUPPORT SPACING
901.80	SIGN MOUNTING DETAILS - FOR TYPE A AND TYPE B SIGNS
903.10	GROUND MOUNTED SIGN SUPPORTS
903.30	BARRIER SIGN SUPPORT ASSEMBLY
903.40	MEDIAN BARRIER SIGN SUPPORT AND ANCHORAGE
904.10	ORIENTATION OF GROUND MOUNTED SIGNS
904.20	SECONDARY SIGN MOUNTING
904.30	SUPPLEMENTAL SIGN MOUNTING
904.40	MILEPOST AND PLACEMENT
904.50	MOUNTING OF TYPE 'D', 'E' AND 'F' SIGNS ON 'U' CHANNEL POSTS
910.40	SINGLE LANE ROUNDABOUT

GENERAL NOTES


- SIGNS FURNISHED BY STATE
- CONFIRM IN WRITING AT LEAST 4 MONTHS IN ADVANCE, THE ACTUAL DATE THE DEPARTMENT FURNISHED SIGNS WILL BE REQUIRED.
- ALL TYPE 'D' SIGNS SHALL BE MOUNTED ON TWO U-CHANNEL POSTS UNLESS OTHERWISE INDICATED ON THE PLANS.
- IF REMOVAL OR RELOCATION OF SIGNS ON PRIVATE STREET (NON-STATE MAINTAINED) IS REQUIRED DUE TO CONSTRUCTION, THE CONTRACTOR SHALL INFORM THE ENGINEER. THE WORK WILL BE COMPLETED BY OTHERS.
- WHEN NOT STATIONED OR DIMENSIONED ON PLANS, ALL 'E' AND 'F' SIGNS SHALL BE FIELD LOCATED BY THE ENGINEER
- ALL EXISTING SIGNS ON "U" CHANNEL POST WITHIN THE PROJECT LIMITS SHALL BE REMOVED AND DISPOSED OF UNLESS OTHERWISE NOTED ON PLANS.
- WHEN EXISTING SIGNS ARE REMOVED AND INSTALLED ON NEW SUPPORTS, THE RE-ERECTION SHALL IMMEDIATELY FOLLOW THE REMOVAL.
- THE BACKGROUND FOR TYPE E & F SIGNS SHALL BE GRADE C REFLECTIVE SHEETING.
- DO NOT BEGIN FABRICATION FOR TYPES A & B SIGNS MOUNTED ON OVERHEAD STRUCTURES OR STEEL SUPPORTS UNTIL "S" DIMENSIONS HAVE BEEN FIELD VERIFIED.
- SEE ROADWAY PLANS FOR GUARD/GUIDE RAIL DETAILS.
- NOTIFY DIVISION TRAFFIC ENGINEER PRIOR TO RELOCATING LOGO SIGNS.

INDEX

SHEET NO.	DESCRIPTION
SIGN-1	TITLE SHEET
SIGN-1A	TYPE 'A' SIGNS - SHEET 1 OF 2
SIGN-1B	TYPE 'B' SIGNS
SIGN-2	SUPPORT INFORMATION
SIGN-3-3A	TYPE "E", "F" AND MILEMARKER SIGNS
SIGN-4-4T	SIGN DESIGNS AND OVERHEAD DETAILS
SIGN-5-41	SIGN DETAIL SHEETS

PLAN REVIEWED BY: N.C.D.O.T. SIGNING AND DELINEATION UNIT



AYMAN ALQUDWAH, P.E.	SIGNING & DELINEATION REGIONAL ENGINEER
MATTHEW TRACEY, P.E.	SIGNING & DELINEATION PROJECT DESIGN ENGINEER




PLAN PREPARED BY: Ramey Kemp Associates

W. JASON HAMILTON, P.E., PTOE	PROJECT ENGINEER
TIMOTHY S. POPELKA, P.E.	PROJECT DESIGNER



TIP NO. I - 5987A	SHEET NO. SIGN - 1A
APPROVED: <i>William J. Hamilton</i>	
DATE: 5/11/2022	
SEAL 	
DOCUMENT NOT CONSIDERED FINAL UNLESS ALL SIGNATURES COMPLETED	
 RAMEY KEMP ASSOCIATES 5808 Faringdon Place Raleigh, North Carolina 27609 Phone: 919-872-5115 NC License No. C-0910 www.rameykemp.com	

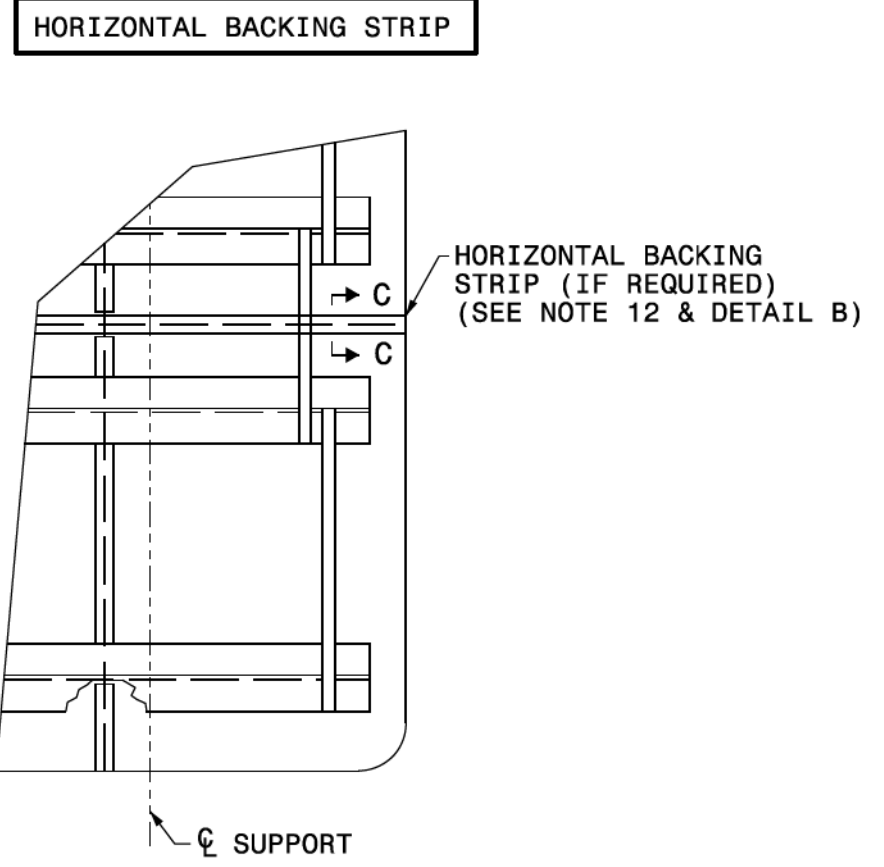
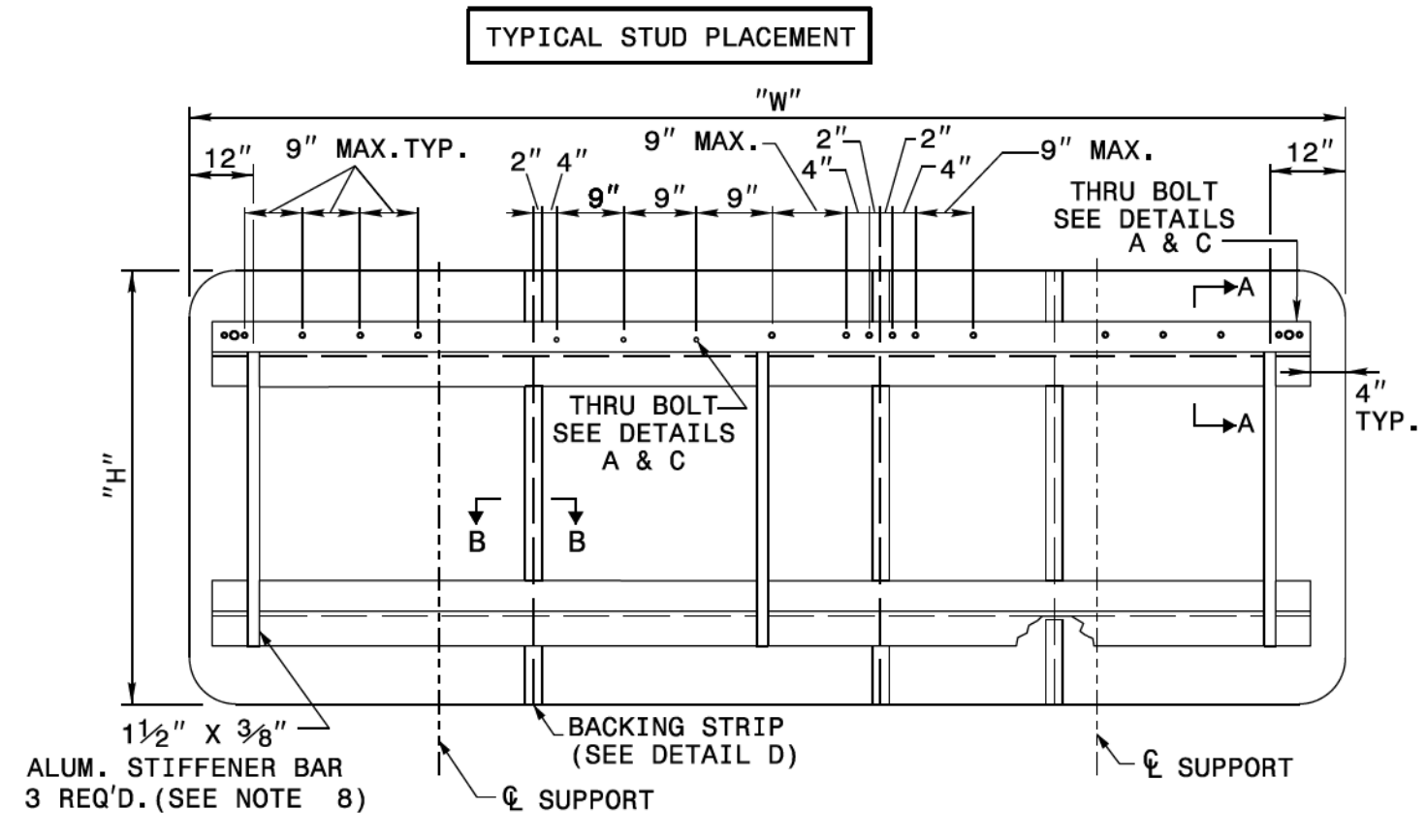
TIP NO.	SHEET NO.
DocuSigned by: <i>Matthew V. Springs</i>	
APPROVED: 3/21/2019	
DATE: 3/21/2019	
SEAL 	

STATE OF NORTH CAROLINA
DEPT. OF TRANSPORTATION
DIVISION OF HIGHWAYS
RALEIGH, N.C.

2-19

ENGLISH DETAIL DRAWING FOR
TYPE 'A' SIGNS
WELDED STUD CONSTRUCTION

SHEET 1 OF 2
901D10



- NOTES:
- USE THE NUMBER AND SIZE OF SUPPORTS SHOWN ON THE SUPPORT CHART IN PROJECT PLANS.
 - FABRICATE SIGN PANEL SECTIONS WITH SHEETS 4'-0" WIDE. WHEN FABRICATING SIGNS WHICH ARE NOT MULTIPLES OF 4'-0" IN WIDTH, DO NOT CUT MORE THAN TWO SHEETS TO LESS THAN 4'-0" IN WIDTH. THESE PANELS SHALL NOT BE LESS THAN 1'-0" IN WIDTH.
 - SEE NCDOT STANDARD SPECIFICATIONS FOR ROADS AND STRUCTURES, FOR TYPE OF MATERIAL TO BE USED FOR SIGN PANELS, HANGER ASSEMBLIES, AND SUPPORTS.
 - USE GALVANIZED STEEL FOR BACKING PLATES AND MOUNTING BOLTS.
 - SEE ROADWAY STANDARD 904.20 WHEN TYPE "B" SECONDARY SIGN MOUNTING IS REQUIRED.
 - DETAILS FOR TYPE "A" SECONDARY SIGNS SHALL BE THE SAME AS FOR TYPE "A" SIGNS.
 - THE VERTICAL DIMENSION BETWEEN PRIMARY AND SECONDARY SIGNS IS TWO (2) INCHES.
 - ADJUST STIFFENERS TO AVOID CONFLICT WITH SUPPORTS.
 - SEE ROADWAY STANDARD 901.70 FOR SUPPORT AND "Z" BAR SPACING.
 - FABRICATE SIGNS TALLER THAN 12'-0" AS TWO SEPARATE SIGNS WITH A HORIZONTAL SPLICE. LOCATE STRINGERS ON EACH SECTION OF THE SIGN BY THE SIGN STRINGER CHART. (SEE ROADWAY STANDARD 901.70)
 - FABRICATE SIGNS TALLER THAN 12'-0" BUT SHORTER THAN 14'-6" WITH A HORIZONTAL SPLICE LOCATED 7'-0" FROM BOTTOM OF SIGN.
 - FABRICATE SIGNS 14'-6" TALL AND TALLER WITH A HORIZONTAL SPLICE. LOCATE THE SPLICE AT LEAST HALF OF THE SIGN HEIGHT FROM THE BOTTOM AND AT LEAST 7'-0" FROM THE TOP.
 - THERE SHALL ONLY BE A 1/8" GAP BETWEEN THE VERTICAL BACKING STRIP AND THE "Z" BAR.
 - SEE ROADWAY STANDARD 901.80 FOR DETAILS SHOWING SIGN MOUNTING TO SUPPORTS.
 - PLACE NYLON WASHER UNDER HEAD OF 3/8" THRU BOLTS.
 - FABRICATE EACH SIGN WITH 3/8" DIA. THRU BOLT, 4" FROM EACH END OF EACH "Z" BAR THRU SIGN PANEL AND "Z" BAR. SEE DETAILS A & C.
 - FABRICATE EACH SIGN WITH 3/8" DIA. THRU BOLT CENTERED IN EACH PANEL THRU THE TOP AND BOTTOM "Z" BAR. CENTERED THRU BOLT REQUIRED IN END PANELS GREATER THAN 2'-0" WIDE. SEE DETAILS A & C.
 - THRU BOLTS WILL HAVE A MINIMUM 1/8" TO MAXIMUM 1/8" GAP

STATE OF NORTH CAROLINA
DEPT. OF TRANSPORTATION
DIVISION OF HIGHWAYS
RALEIGH, N.C.



2-19


ENGLISH DETAIL DRAWING FOR
TYPE 'A' SIGNS
WELDED STUD CONSTRUCTION

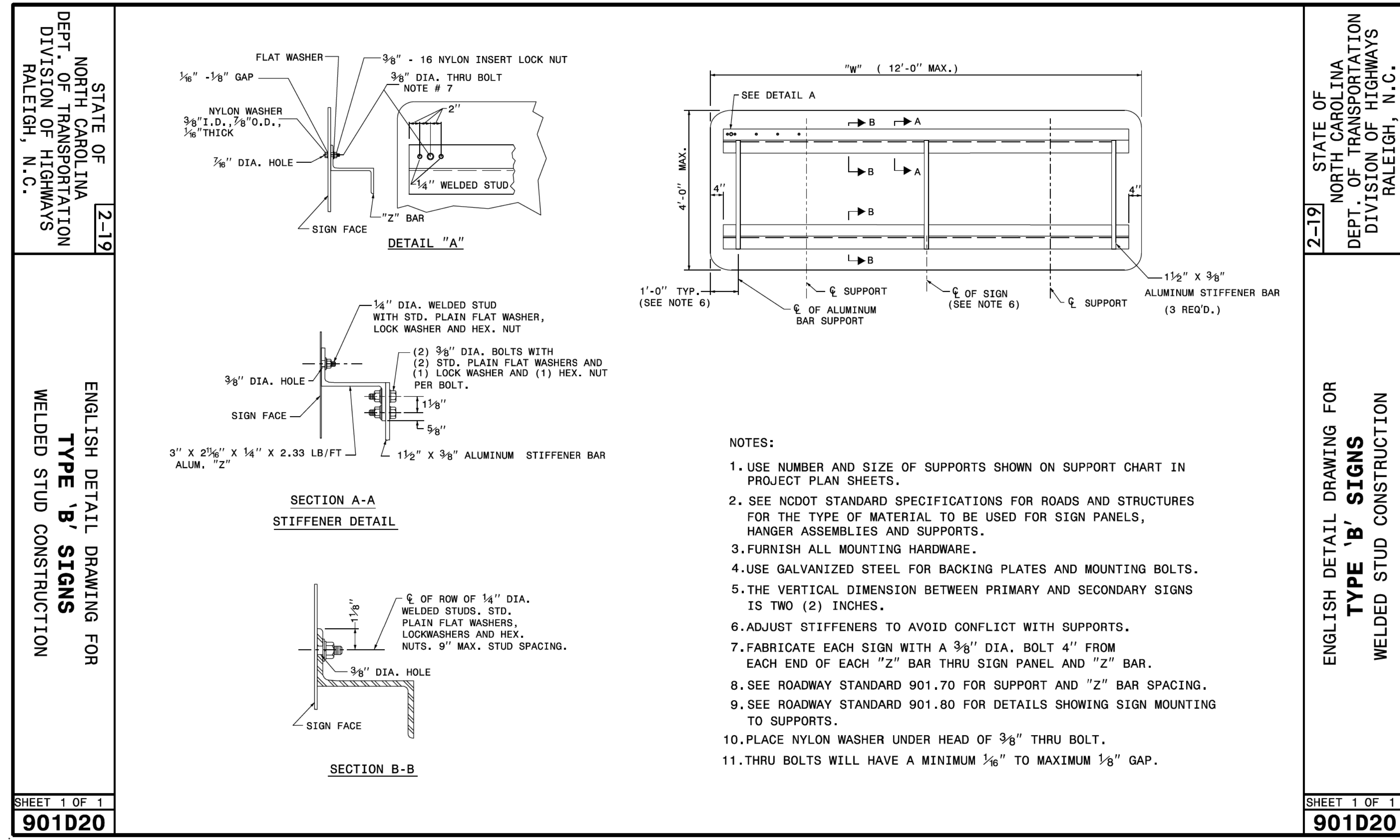
SHEET 1 OF 2
901D10

REVISED SIGNING
ROADWAY STANDARD DRAWING

REVISED NCDOT STANDARD
DRAWING - TYPE 'A' SIGNS
SHEET 1 OF 2

TIP NO. I - 5987A	SHEET NO. SIGN - 1B
APPROVED: <i>William J. Hamilton</i> -056027046484	
DATE: 5/11/2022	
SEAL 	
DOCUMENT NOT CONSIDERED FINAL UNLESS ALL SIGNATURES COMPLETED	
 RAMEY KEMP ASSOCIATES 5808 Faringdon Place Raleigh, North Carolina 27609 Phone: 919-872-5115 NC License No. C-0910 www.rameykemp.com	

TIP NO.	SHEET NO.
DocuSigned by: <i>Matthew V. Springs</i>	
APPROVED: 3/21/2019	BC00FEE8B584403...
DATE:	
SEAL 	




**REVISED SIGNING
ROADWAY STANDARD DRAWING**

**REVISED NCDOT STANDARD
DRAWING - TYPE 'B' SIGNS**

TIP NO. I-5987A	SHEET NO. SIGN-3
APPROVED: <i>William J. Hamilton</i> DATE: 5/11/2022	
SEAL 	
DOCUMENT NOT CONSIDERED FINAL UNLESS ALL SIGNATURES COMPLETED	

RKA
RAMEY KEMP ASSOCIATES
5508 Faringdon Place
Raleigh, North Carolina 27609
Phone: 919-872-5115
NC License No. C-0910
www.rameykemp.com


401 QUANTITY REQ'D 2



36" X 36"
R1-1

ONE "U" POST PER SIGN


406 QUANTITY REQ'D 4



36" X 24"
R5-1a

ONE "U" POST PER SIGN


411 QUANTITY REQ'D 2



36" X 36"
W2-6

ONE "U" POST PER SIGN


416 QUANTITY REQ'D 2



24" X 24"
W13-1

MOUNT BELOW SIGN 410/414
IN 2 INSTALLATIONS

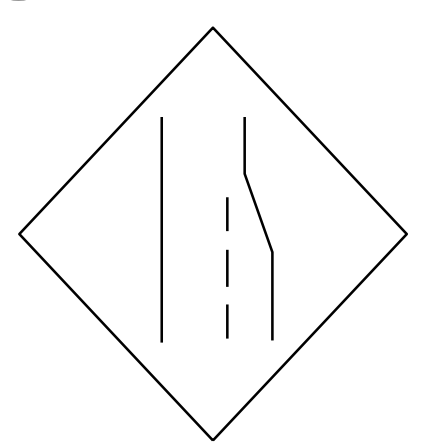
421 QUANTITY REQ'D 9



18" X 24"
W1-8

ONE "U" POST PER SIGN


426 QUANTITY REQ'D 1



36" X 36"
W4-2(R)

ONE BARRIER MOUNTED SUPPORT


402 QUANTITY REQ'D 6



48" X 48"
W4-1 (R)

TWO "U" POSTS PER SIGN


407 QUANTITY REQ'D 2



30" X 36"
R2-1

ONE BARRIER MOUNTED SUPPORT

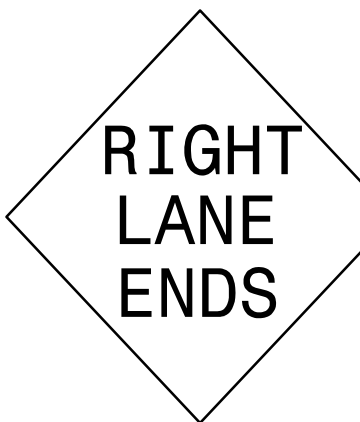
412 QUANTITY REQ'D 12



48" X 48" X 48"
R1-2

ONE "U" POST PER SIGN


417 QUANTITY REQ'D 3



48" X 48"
W9-2(R)

TWO "U" POSTS PER SIGN

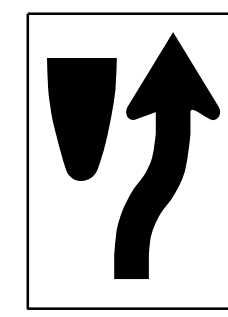
422 QUANTITY REQ'D 9



18" X 24"
W1-8

ONE "U" POST PER SIGN


403 QUANTITY REQ'D 2



24" X 30"
R4-7

ONE "U" POST PER SIGN


408 QUANTITY REQ'D 2



30" X 36"
R2-1

ONE "U" POST PER SIGN

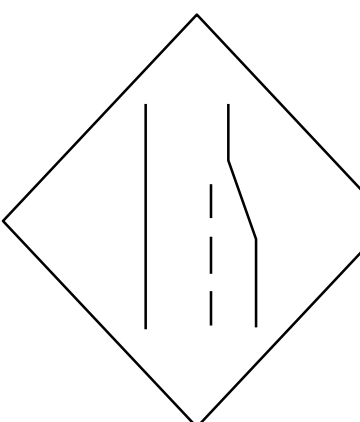
413 QUANTITY REQ'D 6



30" X 24"
R6-4

ONE "U" POST PER SIGN

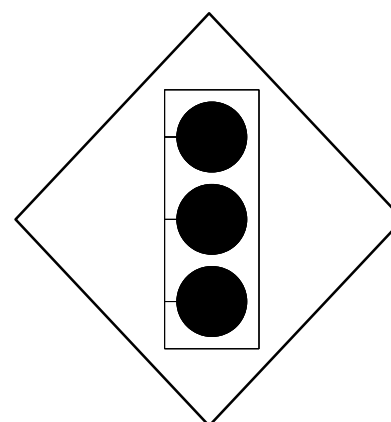
418 QUANTITY REQ'D 3



48" X 48"
W4-2(R)

TWO "U" POSTS PER SIGN


423 QUANTITY REQ'D 4



48" X 48"
W3-3

ONE "U" POST PER SIGN


404 QUANTITY REQ'D 2



18" X 18"
OM1-3

MOUNT BELOW SIGN 403
IN 2 INSTALLATIONS


409 QUANTITY REQ'D 4



48" X 60"
R2-1

TWO "U" POSTS PER SIGN

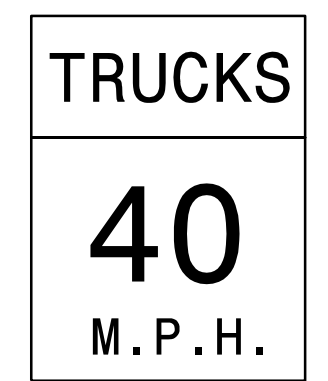
414 QUANTITY REQ'D 2



30" X 30"
W1-2L

ONE "U" POST PER SIGN


419 QUANTITY REQ'D 2



36" X 48"
W13-3

TWO "U" POSTS PER SIGN


424 QUANTITY REQ'D 1



30" X 36"
R2-1

ONE BARRIER MOUNTED SUPPORT


405 QUANTITY REQ'D 2



36" X 36"
R5-1

ONE "U" POST PER SIGN;
MOUNT BACK TO BACK WITH SIGN 412
IN 2 INSTALLATIONS


410 QUANTITY REQ'D 1



30" X 30"
W1-2R

ONE "U" POST PER SIGN

415 QUANTITY REQ'D 1



24" X 24"
W13-1

MOUNT BELOW SIGN 414
IN 1 INSTALLATION

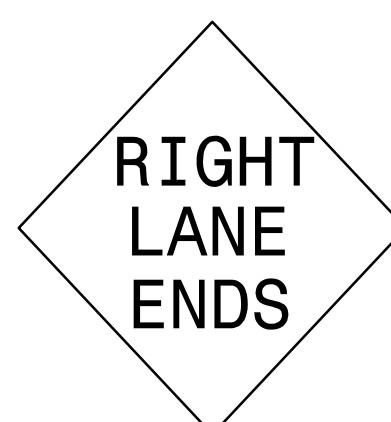
420 QUANTITY REQ'D 1



36" X 36"
S4-5

YELLOW/GREEN REFLECTIVE SHEETING
ONE BARRIER MOUNTED SUPPORT

425 QUANTITY REQ'D 1




36" X 36"
W9-2(R)

ONE BARRIER MOUNTED SUPPORT


TYPE "E" SIGNS

5/11/2022
C:\Signing\15987A_Sgn-5_19m03.dgn
User: tpopejke

501 502



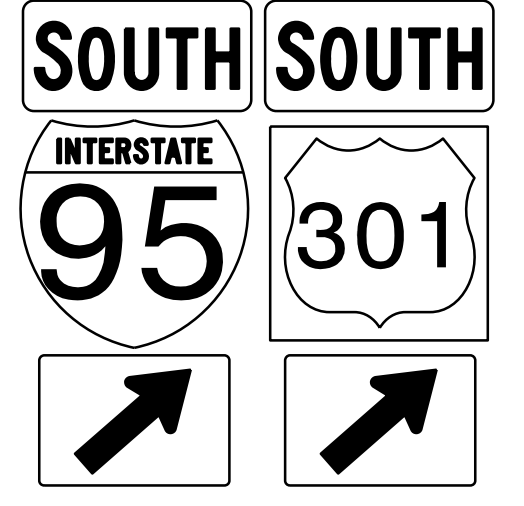
1 - 30" X 15"



1 - 36" X 36"



ONE "U" POST PER ASSEMBLY

509



2 - 24" X 12"


2 - 24" X 24"

2 - 21" X 15"


TWO "U" POSTS PER ASSEMBLY

515



1 - 24" X 12"


1 - 24" X 24"



1 - 21" X 15"

ONE "U" POST PER ASSEMBLY

520




1 - 24" X 12"

1 - 24" X 24"

ONE "U" POST PER ASSEMBLY

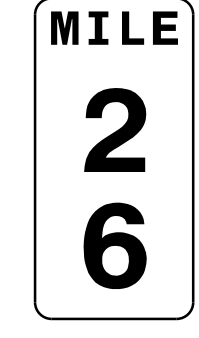
QUANTITY REQ'D 2



12" X 48"
D10-2



ONE BARRIER MOUNTED SUPPORT

QUANTITY REQ'D 2




12" X 48"
D10-2

ONE "U" POST PER SIGN

TIP NO. I - 5987A	SHEET NO. SIGN - 3A
APPROVED <i>William J. Hamilton</i> AS0607048484	
DATE: 5/11/2022	
SEAL 	
DOCUMENT NOT CONSIDERED FINAL UNLESS ALL SIGNATURES COMPLETED	
	
5808 Faringdon Place Raleigh, North Carolina 27609 Phone: 919-872-5115 NC License No. C-0910 www.rameykemp.com	

504 505




1 - 30" X 15"

1 - 36" X 36"

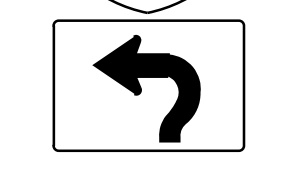
ONE "U" POST PER ASSEMBLY

510



1 - 24" X 12"


1 - 24" X 24"



1 - 21" X 15"



ONE "U" POST PER ASSEMBLY

516



2 - 24" X 12"


2 - 24" X 24"

2 - 21" X 15"

TWO "U" POSTS PER ASSEMBLY

503

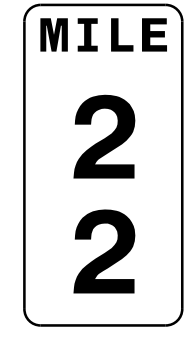


1 - 24" X 12"

1 - 24" X 24"

ONE BARRIER MOUNTED SUPPORT

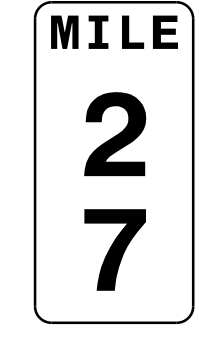
QUANTITY REQ'D 2



12" X 48"
D10-2

ONE "U" POST PER SIGN


QUANTITY REQ'D 2



12" X 48"
D10-2

ONE "U" POST PER SIGN

506 513




1 - 24" X 12"

1 - 24" X 24"


ONE "U" POST PER ASSEMBLY

511



1 - 24" X 12"


1 - 24" X 24"



1 - 21" X 15"

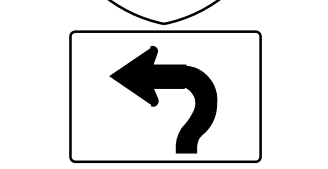
ONE "U" POST PER ASSEMBLY

517



1 - 24" X 12"

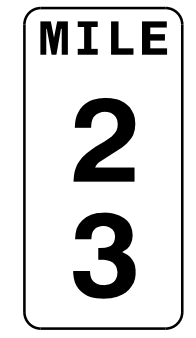
1 - 24" X 24"



1 - 21" X 15"

ONE "U" POST PER ASSEMBLY

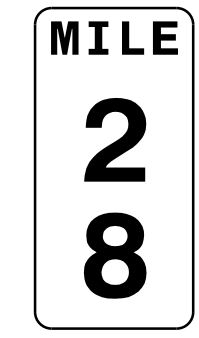
QUANTITY REQ'D 2



12" X 48"
D10-2

ONE "U" POST PER SIGN


QUANTITY REQ'D 2



12" X 48"
D10-2


ONE "U" POST PER SIGN

507



1 - 24" X 12"


1 - 24" X 24"



1 - 21" X 15"

ONE "U" POST PER ASSEMBLY

512




1 - 24" X 12"

1 - 24" X 24"


ONE "U" POST PER ASSEMBLY

518



1 - 24" X 12"

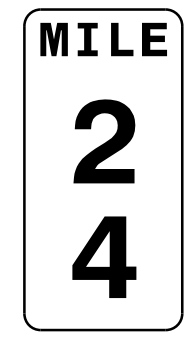
1 - 24" X 24"



1 - 21" X 15"

ONE "U" POST PER ASSEMBLY

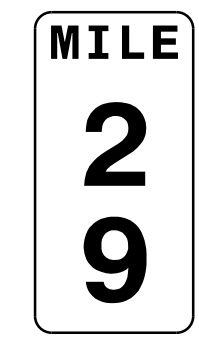
QUANTITY REQ'D 2



12" X 48"
D10-2

ONE "U" POST PER SIGN

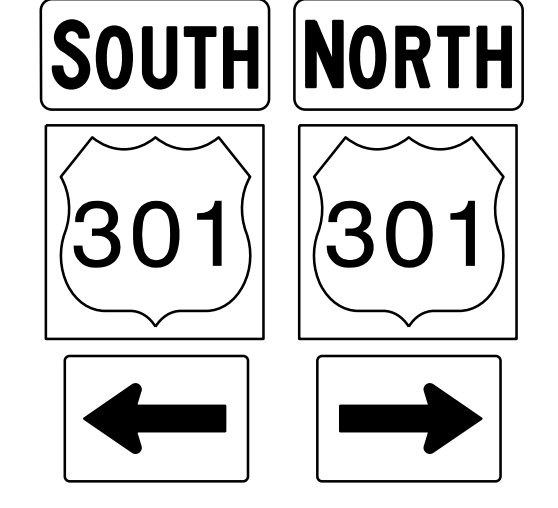
QUANTITY REQ'D 2



12" X 48"
D10-2


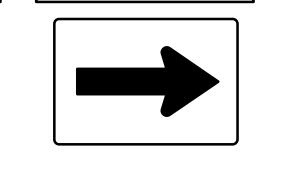
ONE "U" POST PER SIGN

508



2 - 24" X 12"


2 - 24" X 24"

2 - 21" X 15"



TWO "U" POSTS PER ASSEMBLY

514



2 - 24" X 12"

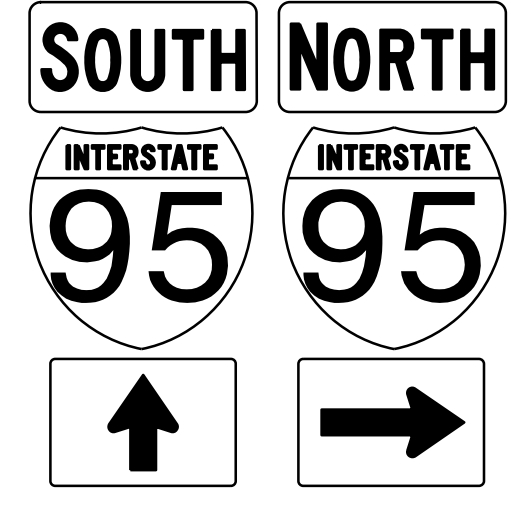
2 - 24" X 24"

2 - 21" X 15"



TWO "U" POSTS PER ASSEMBLY

519



2 - 24" X 12"

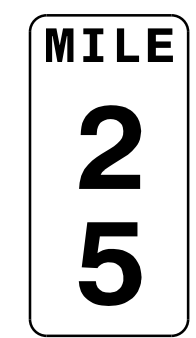
2 - 24" X 24"

2 - 21" X 15"

TWO "U" POSTS PER ASSEMBLY

QUANTITY REQ'D 2




12" X 48"
D10-2

ONE "U" POST PER SIGN

TYPE "F"
AND MILEMARKER SIGNS

5/11/2022 1:59:37 PM User: tpope@k

APPROVED: *William J. Hamilton*
 DATE: 5/11/2022



DOCUMENT NOT CONSIDERED FINAL
 UNLESS ALL SIGNATURES COMPLETED



SIGN NUMBER: 1B TYPE: A (OH) QUANTITY: 1 SIGN WIDTH: 16'-0" HEIGHT: 13'-0" TOTAL AREA: 208.0 Sq.Ft. BORDER TYPE: FLUSH RECESS: 0" WIDTH: 2" RADII: 12" NO. Z BARS: 4 LENGTH: 184.0	BACKG COLOR: Green COPY COLOR: White <table border="1"> <tr> <th>SYMBOL</th> <th>X</th> <th>Y</th> <th>WID</th> <th>HT</th> </tr> <tr> <td>M1-5-3-24-7C</td> <td>78</td> <td>99.6</td> <td>36</td> <td>36</td> </tr> </table> MAT'L: 0.125" (3.2 mm) ALUMINUM	SYMBOL	X	Y	WID	HT	M1-5-3-24-7C	78	99.6	36	36	DESIGN BY: TSP CHECKED BY: WJH Apr 11, 2022 DIV: 6 PROJECT ID: I-5987A
SYMBOL	X	Y	WID	HT								
M1-5-3-24-7C	78	99.6	36	36								

USE NOTES: 1, 2, 3

- Legend and border(except those that are colored black) shall be direct applied Grade A sheeting.
- Background shall be Grade A reflective sheeting.
- Shields; A, B, and C type arrows shall be on 0.032" (0.8mm) aluminum with Grade C reflective sheeting and demountable.

Letter spacings are to start of next letter													Series/Size
													Text Length
28.7	15.4	17	24	14.1	15.5	10.2	12	15.8	10.6	28.7			EM 2000
													134.6
19.7	15.8	14.1	10.6	16	17.9	15.5	11.8	9.6	15.5	15.2	10.6	19.7	EM 2000
													152.6
66.8	4.5	15	12	4.4	9.2	7.5	66.8						E 2000
													52.6

FILENAME: I5987A_Sign_Designs NORTH CAROLINA D.O.T. SIGN DETAIL

SIGN NUMBER: 2B, 3B TYPE: A (OH) QUANTITY: 2 SIGN WIDTH: 23'-6" HEIGHT: 8'-6" TOTAL AREA: 199.8 Sq.Ft. BORDER TYPE: FLUSH RECESS: 0" WIDTH: 2" RADII: 12" NO. Z BARS: 3 LENGTH: 274.0	BACKG COLOR: Green COPY COLOR: White <table border="1"> <tr> <th>SYMBOL</th> <th>X</th> <th>Y</th> <th>WID</th> <th>HT</th> </tr> <tr> <td>M1_4</td> <td>50.3</td> <td>48.2</td> <td>45</td> <td>36</td> </tr> <tr> <td>AR_Type A</td> <td>234.6</td> <td>37.2</td> <td>22.2</td> <td>35</td> </tr> </table> MAT'L: 0.125" (3.2 mm) ALUMINUM	SYMBOL	X	Y	WID	HT	M1_4	50.3	48.2	45	36	AR_Type A	234.6	37.2	22.2	35	DESIGN BY: JTS CHECKED BY: WJH Aug 09, 2021 DIV: 6 PROJECT ID: I-5987A
SYMBOL	X	Y	WID	HT													
M1_4	50.3	48.2	45	36													
AR_Type A	234.6	37.2	22.2	35													

USE NOTES: 1, 2, 3

- Legend and border(except those that are colored black) shall be direct applied Grade A sheeting.
- Background shall be Grade A reflective sheeting.
- Shields; A, B, and C type arrows shall be on 0.032" (0.8mm) aluminum with Grade C reflective sheeting and demountable.

Letter locations are panel edge to lower left corner													Series/Size
													Text Length
111.3	12.2	3	12.8	11	11	9.7	110.9						E 2000
													59.8
19.8	14.7	15.2	16.8	13.9	11.8	12	13.8	17	9.6	9.6	8.2	10.6	EM 2000
													195.5

FILENAME: I5987A_Sign_Designs NORTH CAROLINA D.O.T. SIGN DETAIL

SIGN NUMBER: 4B TYPE: A (OH) QUANTITY: 1 SIGN WIDTH: 19'-6" HEIGHT: 10'-6" TOTAL AREA: 204.8 Sq.Ft. BORDER TYPE: FLUSH RECESS: 0" WIDTH: 2" RADII: 12" NO. Z BARS: 3 LENGTH: 226.0	BACKG COLOR: Green COPY COLOR: White <table border="1"> <tr> <th>SYMBOL</th> <th>X</th> <th>Y</th> <th>WID</th> <th>HT</th> </tr> <tr> <td>M1_4</td> <td>49.7</td> <td>72.1</td> <td>45</td> <td>36</td> </tr> </table> MAT'L: 0.125" (3.2 mm) ALUMINUM	SYMBOL	X	Y	WID	HT	M1_4	49.7	72.1	45	36	DESIGN BY: JTS CHECKED BY: WJH Aug 09, 2021 DIV: 6 PROJECT ID: I-5987A
SYMBOL	X	Y	WID	HT								
M1_4	49.7	72.1	45	36								

USE NOTES: 1, 2, 3

- Legend and border(except those that are colored black) shall be direct applied Grade A sheeting.
- Background shall be Grade A reflective sheeting.
- Shields; A, B, and C type arrows shall be on 0.032" (0.8mm) aluminum with Grade C reflective sheeting and demountable.

Letter locations are panel edge to lower left corner													Series/Size
													Text Length
110.7	12.2	3	12.8	11	11	9.7	63.5						E 2000
													59.8
19.2	14.7	15.2	16.8	13.9	11.8	12	13.8	17	9.6	9.6	8.2	10.6	EM 2000
													195.5
82	22	15	12	4.4	9.2	7.5	82						E 2000
													70.1

FILENAME: I5987A_Sign_Designs NORTH CAROLINA D.O.T. SIGN DETAIL

SIGN NUMBER: 5B TYPE: A (OH) QUANTITY: 1 SIGN WIDTH: 19'-6" HEIGHT: 10'-6" TOTAL AREA: 204.8 Sq.Ft. BORDER TYPE: FLUSH RECESS: 0" WIDTH: 2" RADII: 12" NO. Z BARS: 3 LENGTH: 226.0	BACKG COLOR: Green COPY COLOR: White <table border="1"> <tr> <th>SYMBOL</th> <th>X</th> <th>Y</th> <th>WID</th> <th>HT</th> </tr> <tr> <td>M1_4</td> <td>49.7</td> <td>71.9</td> <td>45</td> <td>36</td> </tr> </table> MAT'L: 0.125" (3.2 mm) ALUMINUM	SYMBOL	X	Y	WID	HT	M1_4	49.7	71.9	45	36	DESIGN BY: JTS CHECKED BY: WJH Aug 09, 2021 DIV: 6 PROJECT ID: I-5987A
SYMBOL	X	Y	WID	HT								
M1_4	49.7	71.9	45	36								

USE NOTES: 1, 2, 3

- Legend and border(except those that are colored black) shall be direct applied Grade A sheeting.
- Background shall be Grade A reflective sheeting.
- Shields; A, B, and C type arrows shall be on 0.032" (0.8mm) aluminum with Grade C reflective sheeting and demountable.


Letter locations are panel edge to lower left corner													Series/Size
													Text Length
110.7	12.2	3	12.8	11	11	9.7	63.5						E 2000
													59.8
19.2	14.7	15.2	16.8	13.9	11.8	12	13.8	17	9.6	9.6	8.2	10.6	EM 2000
													195.5
90.7	4.5	15	12	4.4	9.2	7.5	90.7						E 2000
													52.6

FILENAME: I5987A_Sign_Designs NORTH CAROLINA D.O.T. SIGN DETAIL

5/11/2022
 C:\Signing\I5987A_Sign-5_Sign04.dgn
 User: tpope@k

SIGN DESIGNS

APPROVED: *William J. Hamilton*
A05600704648484...
 DATE: 5/11/2022



**DOCUMENT NOT CONSIDERED FINAL
UNLESS ALL SIGNATURES COMPLETED**



SIGN NUMBER: 6A, 11C TYPE: A (OH) QUANTITY: 2 SIGN WIDTH: 8'-0" HEIGHT: 6'-0" TOTAL AREA: 48.0 Sq.Ft. BORDER TYPE: FLUSH RECESS: 0" WIDTH: 2" RADII: 5" NO. Z BARS: 2 LENGTH: 88.0	BACKG COLOR: Green COPY COLOR: White SYMBOL X Y WID HT MAT'L: 0.125" (3.2 mm) ALUMINUM	DESIGN BY: TSP CHECKED BY: WJH Oct 05, 2021 PROJECT ID: I-5987A DIV: 6
---	---	--

USE NOTES: 1, 2, 3

- Legend and border(except those that are colored black) shall be direct applied Grade A sheeting.
- Background shall be Grade A reflective sheeting.
- Shields; A, B, and C type arrows shall be on 0.032" (0.8mm) aluminum with Grade C reflective sheeting and demountable.

LETTER POSITIONS

Letter spacings are to start of next letter										Series/Size Text Length
25.3	12.5	9.5	4.6	10.8	8.2	25.3				D 2000 45.5
11.6	11	10	13.2	11	4.9	12.8	9.7	11.6		E 2000 72.7
23.7	3.6	12	12	4.4	9.2	7.5	23.6			E 2000 48.7

FILENAME: I5987A_Sign_Designs NORTH CAROLINA D.O.T. SIGN DETAIL

SIGN NUMBER: 7A, 9A TYPE: A (OH) QUANTITY: 2 SIGN WIDTH: 9'-0" HEIGHT: 5'-0" TOTAL AREA: 45.0 Sq.Ft. BORDER TYPE: FLUSH RECESS: 0" WIDTH: 2" RADII: 6" NO. Z BARS: 2 LENGTH: 100.0	BACKG COLOR: Green COPY COLOR: White SYMBOL X Y WID HT MAT'L: 0.125" (3.2 mm) ALUMINUM	DESIGN BY: JTS CHECKED BY: WJH Oct 05, 2021 PROJECT ID: I-5987A DIV: 6
---	---	--

USE NOTES: 1, 2, 3

- Legend and border(except those that are colored black) shall be direct applied Grade A sheeting.
- Background shall be Grade A reflective sheeting.
- Shields; A, B, and C type arrows shall be on 0.032" (0.8mm) aluminum with Grade C reflective sheeting and demountable.

LETTER POSITIONS

Letter spacings are to start of next letter										Series/Size Text Length		
31.8	12.3	9.5	4.1	10.4	8.1	31.8				E 2000 44.4		
23.7	9.2	8.3	11	9.2	4.1	10.7	8.1	23.7		E 2000 60.6		
9.6	10.7	8.9	9.8	7.5	10	10.1	4.1	10.4	9.8	7.5	9.6	E 2000 88.8

FILENAME: I5987A_Sign_Designs NORTH CAROLINA D.O.T. SIGN DETAIL

SIGN NUMBER: 8B TYPE: A (OH) QUANTITY: 1 SIGN WIDTH: 15'-0" HEIGHT: 9'-0" TOTAL AREA: 135.0 Sq.Ft. BORDER TYPE: FLUSH RECESS: 0" WIDTH: 2" RADII: 12" NO. Z BARS: 3 LENGTH: 172.0	BACKG COLOR: Green COPY COLOR: White SYMBOL X Y WID HT M1_4 ARDOWN MAT'L: 0.125" (3.2 mm) ALUMINUM	DESIGN BY: JTS CHECKED BY: WJH Aug 10, 2021 PROJECT ID: I-5987A DIV: 6
--	---	--

USE NOTES: 1, 2, 3, 4

- Legend and border(except those that are colored black) shall be direct applied Grade A sheeting.
- Background shall be Grade A reflective sheeting.
- Shields; A, B, and C type arrows shall be on 0.032" (0.8mm) aluminum with Grade C reflective sheeting and demountable.
- Bottom panel shall be yellow Grade A sheeting. Legend shall be direct applied black non-reflective sheeting. Arrow shall be black non-reflective sheeting and demountable.

LETTER POSITIONS

Letter locations are panel edge to lower left corner						Series/Size Text Length
19.7	10.7	12.8	4.2	9	123.6	E 2000 36.7
112.7	12.8	12.8	10	12.2	19.4	E 2000 47.9

FILENAME: I5987A_Sign_Designs NORTH CAROLINA D.O.T. SIGN DETAIL

SIGN NUMBER: 10B, 11B TYPE: A (OH) QUANTITY: 2 SIGN WIDTH: 14'-6" HEIGHT: 9'-0" TOTAL AREA: 130.5 Sq.Ft. BORDER TYPE: FLUSH RECESS: 0" WIDTH: 2" RADII: 12" NO. Z BARS: 3 LENGTH: 166.0	BACKG COLOR: Green COPY COLOR: White SYMBOL X Y WID HT M1_4 AR_Type A MAT'L: 0.125" (3.2 mm) ALUMINUM	DESIGN BY: JTS CHECKED BY: WJH Aug 09, 2021 PROJECT ID: I-5987A DIV: 6
--	--	--

USE NOTES: 1, 2, 3, 4

- Legend and border(except those that are colored black) shall be direct applied Grade A sheeting.
- Background shall be Grade A reflective sheeting.
- Shields; A, B, and C type arrows shall be on 0.032" (0.8mm) aluminum with Grade C reflective sheeting and demountable.
- Bottom panel shall be yellow Grade A sheeting. Legend shall be direct applied black non-reflective sheeting. Arrow shall be black non-reflective sheeting and demountable.


LETTER POSITIONS

Letter locations are panel edge to lower left corner						Series/Size Text Length
20.3	10.7	12.8	4.2	9	117	E 2000 36.7
105.8	12.8	12.8	10	12.2	20.3	E 2000 47.9

FILENAME: I5987A_Sign_Designs NORTH CAROLINA D.O.T. SIGN DETAIL

5/11/2022
 C:\Signing\I5987A_Sign-5_Sign04.dgn
 User: tpopeika

DocuSigned by:
 APPROVED: *William J. Hamilton*
 A05600704648484...
 DATE: 5/11/2022



**DOCUMENT NOT CONSIDERED FINAL
 UNLESS ALL SIGNATURES COMPLETED**



SIGN NUMBER: 12B TYPE: A (OH) QUANTITY: 1 SIGN WIDTH: 9'-6" HEIGHT: 7'-0" TOTAL AREA: 66.5 Sq.Ft. BORDER TYPE: FLUSH RECESS: 0" WIDTH: 1.75" RADII: 11" NO. Z BARS: 2 LENGTH: 106.0	BACKG COLOR: Green COPY COLOR: White SYMBOl: M1_4 X: 34.5, Y: 35.4, WID: 45, HT: 36 MAT'L: 0.125" (3.2 mm) ALUMINUM	DESIGN BY: JTS CHECKED BY: WJH Aug 09, 2021 DIV: 6 PROJECT ID: I-5987A
--	---	--

USE NOTES: 1, 2, 3

- Legend and border(except those that are colored black) shall be direct applied Grade A sheeting.
- Background shall be Grade A reflective sheeting.
- Shields; A, B, and C type arrows shall be on 0.032" (0.8mm) aluminum with Grade C reflective sheeting and demountable.

Letter locations are panel edge to lower left corner										Series/Size
										Text Length
										E 2000
22	22	15	12	4.4	9.2	7.5	22			70.1

FILENAME: I5987A_Sign_Designs NORTH CAROLINA D.O.T. SIGN DETAIL

SIGN NUMBER: 13B TYPE: A (OH) QUANTITY: 1 SIGN WIDTH: 9'-6" HEIGHT: 7'-6" TOTAL AREA: 71.3 Sq.Ft. BORDER TYPE: FLUSH RECESS: 0" WIDTH: 2" RADII: 12" NO. Z BARS: 3 LENGTH: 106.0	BACKG COLOR: Green COPY COLOR: White SYMBOl: M1_4 X: 34.5, Y: 39.1, WID: 45, HT: 36 MAT'L: 0.125" (3.2 mm) ALUMINUM	DESIGN BY: JTS CHECKED BY: WJH Aug 09, 2021 DIV: 6 PROJECT ID: I-5987A
---	---	--

USE NOTES: 1, 2, 3

- Legend and border(except those that are colored black) shall be direct applied Grade A sheeting.
- Background shall be Grade A reflective sheeting.
- Shields; A, B, and C type arrows shall be on 0.032" (0.8mm) aluminum with Grade C reflective sheeting and demountable.

Letter locations are panel edge to lower left corner										Series/Size
										Text Length
										E 2000
30.7	4.5	15	12	4.4	9.2	7.5	30.7			52.6

FILENAME: I5987A_Sign_Designs NORTH CAROLINA D.O.T. SIGN DETAIL

SIGN NUMBER: 1A TYPE: B QUANTITY: 1 SIGN WIDTH: 9'-6" HEIGHT: 2'-6" TOTAL AREA: 23.8 Sq.Ft. BORDER TYPE: FLUSH RECESS: 0" WIDTH: 1.5" RADII: 3" NO. Z BARS: 2 LENGTH: 106.0	BACKG COLOR: Green COPY COLOR: White SYMBOl: M1_4 X: 34.5, Y: 35.4, WID: 45, HT: 36 MAT'L: 0.125" (3.2 mm) ALUMINUM	DESIGN BY: JTS CHECKED BY: WJH Aug 10, 2021 DIV: 6 PROJECT ID: I-5987A
--	---	--

USE NOTES: 1, 2

- Legend and border(except those that are colored black) shall be direct applied Grade A sheeting.
- Background shall be Grade A reflective sheeting.

Letter locations are panel edge to lower left corner										Series/Size
										Text Length
										E 2000
19.8	9.2	11.1	3.8	7.5	62.6					31.6
										E 2000
2	0									27.3

FILENAME: I5987A_Sign_Designs NORTH CAROLINA D.O.T. SIGN DETAIL

SIGN NUMBER: 2A,3A,4A,5A TYPE: B QUANTITY: 4 SIGN WIDTH: 9'-6" HEIGHT: 2'-6" TOTAL AREA: 23.8 Sq.Ft. BORDER TYPE: FLUSH RECESS: 0" WIDTH: 1.5" RADII: 3" NO. Z BARS: 2 LENGTH: 106.0	BACKG COLOR: Green COPY COLOR: White SYMBOl: M1_4 X: 34.5, Y: 35.4, WID: 45, HT: 36 MAT'L: 0.125" (3.2 mm) ALUMINUM	DESIGN BY: JTS CHECKED BY: WJH Aug 10, 2021 DIV: 6 PROJECT ID: I-5987A
---	---	--

USE NOTES: 1, 2

- Legend and border(except those that are colored black) shall be direct applied Grade A sheeting.
- Background shall be Grade A reflective sheeting.

Letter locations are panel edge to lower left corner										Series/Size
										Text Length
										E 2000
19.8	9.2	11.1	3.8	7.5	62.6					31.6
										E 2000
67.8	14.3	12.2	19.8							26.4

FILENAME: I5987A_Sign_Designs NORTH CAROLINA D.O.T. SIGN DETAIL

5/11/2022
 ...:\Signing\I5987A_Sign-5_11_2022.dgn
 User: tpobeiko

SIGN DESIGNS

APPROVED: *William J. Hamilton*
DATE: 5/11/2022



DOCUMENT NOT CONSIDERED FINAL
UNLESS ALL SIGNATURES COMPLETED



SIGN NUMBER: 8A, 10A, 11A, 12A, 13A BACKG COLOR: Green COPY COLOR: White DESIGN BY: JTS CHECKED BY: WJH Aug 10, 2021
 TYPE: B PROJECT ID: I-5987A DIV: 6

QUANTITY: 5

SYMBOL	X	Y	WID	HT

SIGN WIDTH: 9'-6"
 HEIGHT: 2'-6"
 TOTAL AREA: 23.8 Sq.Ft.

BORDER TYPE: FLUSH
 RECESS: 0"
 WIDTH: 1.5"
 RADII: 3"

NO. Z BARS: 2 MAT'L: 0.125" (3.2 mm) ALUMINUM
 LENGTH: 106.0

USE NOTES: 1, 2

- Legend and border(except those that are colored black) shall be direct applied Grade A sheeting.
- Background shall be Grade A reflective sheeting.

SPACING FACTOR IS 1.2 FOR 'EXIT'
 Spacing Factor is 1 unless specified otherwise

LETTER POSITIONS

Letter locations are panel edge to lower left corner										Series/Size
	E	X	I	T						Text Length
	19.8	9.2	11.1	3.8	7.5	62.6				E 2000
		2	5							31.6
	67.8	14.3	12.2	19.8						E 2000
										26.4

FILENAME: I5987A_Sign_Designs NORTH CAROLINA D.O.T. SIGN DETAIL

SIGN NUMBER: 101, 102, 104, 105 BACKG COLOR: Blue COPY COLOR: White DESIGN BY: TSP CHECKED BY: WJH Dec 06, 2021
 TYPE: A PROJECT ID: I-5987A DIV: 6

QUANTITY: 4

SYMBOL	X	Y	WID	HT

SIGN WIDTH: 7'-6"
 HEIGHT: 6'-0"
 TOTAL AREA: 45.0 Sq.Ft.

BORDER TYPE: FLUSH
 RECESS: 0"
 WIDTH: 0.75"
 RADII: 6"

NO. Z BARS: 2 MAT'L: 0.125" (3.2 mm) ALUMINUM
 LENGTH: 82.0

USE NOTES: 1, 2

- Legend and border(except those that are colored black) shall be direct applied Grade C sheeting.
- Background shall be Grade C reflective sheeting.

Spacing Factor is 1 unless specified otherwise

LETTER POSITIONS

Letter spacings are to start of next letter										Series/Size
	F	O	O	D						Text Length
	35.2	4.5	5.5	5.6	4.1	35.2				D 2000
										19.6

FILENAME: I5987A_Sign_Designs NORTH CAROLINA D.O.T. SIGN DETAIL

SIGN NUMBER: 103, 106 BACKG COLOR: Blue COPY COLOR: White DESIGN BY: TSP CHECKED BY: WJH May 04, 2022
 TYPE: A PROJECT ID: I-5987A DIV: 6

QUANTITY: 2

SYMBOL	X	Y	WID	HT

SIGN WIDTH: 7'-6"
 HEIGHT: 7'-0"
 TOTAL AREA: 52.5 Sq.Ft.

BORDER TYPE: FLUSH
 RECESS: 0"
 WIDTH: 0.75"
 RADII: 6"

NO. Z BARS: 2 MAT'L: 0.125" (3.2 mm) ALUMINUM
 LENGTH: 82.0

USE NOTES: 1, 2

- Legend and border(except those that are colored black) shall be direct applied Grade C sheeting.
- Background shall be Grade C reflective sheeting.

Spacing Factor is 1 unless specified otherwise

LETTER POSITIONS

Letter spacings are to start of next letter										Series/Size
	L	O	D	G	I	N	G			Text Length
	28.7	4.5	5.6	5.3	5.4	2.4	5.4	4.1	28.7	D 2000
		G	A	S						32.6
	37.8	4.9	5.6	4.1	37.9					D 2000
										14.5

FILENAME: I5987A_Sign_Designs NORTH CAROLINA D.O.T. SIGN DETAIL

SIGN NUMBER: 107 BACKG COLOR: Green COPY COLOR: White DESIGN BY: JTS CHECKED BY: WJH Aug 10, 2021
 TYPE: A PROJECT ID: I-5987A DIV: 6

QUANTITY: 1

SYMBOL	X	Y	WID	HT

SIGN WIDTH: 12'-6"
 HEIGHT: 4'-6"
 TOTAL AREA: 56.3 Sq.Ft.

BORDER TYPE: FLUSH
 RECESS: 0"
 WIDTH: 2"
 RADII: 7"

NO. Z BARS: 2 MAT'L: 0.125" (3.2 mm) ALUMINUM
 LENGTH: 142.0

USE NOTES: 1, 2, 3

- Legend and border(except those that are colored black) shall be direct applied Grade C sheeting.
- Background shall be Grade C reflective sheeting.
- Shields; A, B, and C type arrows shall be on and demountable.


Spacing Factor is 1 unless specified otherwise

LETTER POSITIONS

Letter locations are panel edge to lower left corner										Series/Size							
	H	e	c	t	o	r	M	a	c	L	e	a	n		Text Length		
	12.1	10.6	8.8	8.7	7.5	9.9	5	10	11.8	9.7	9.1	8.7	8.8	10.6	6.6	12.1	EM 2000
																	125.8
	47	11.5	5.1	10.6	9.5	12.2	9.5	8.5	36.2								EM 2000
																	68.9

FILENAME: I5987A_Sign_Designs NORTH CAROLINA D.O.T. SIGN DETAIL

APPROVED *William J. Hamilton*
 AS0560704648484
 DATE: 5/11/2022



**DOCUMENT NOT CONSIDERED FINAL
 UNLESS ALL SIGNATURES COMPLETED**



SIGN NUMBER: 108 TYPE: A QUANTITY: 1 SIGN WIDTH: 16'-0" HEIGHT: 10'-0" TOTAL AREA: 160.0 Sq.Ft. BORDER TYPE: FLUSH RECESS: 0" WIDTH: 2" RADIUS: 12" NO. Z BARS: 3 LENGTH: 184.0	BACKG COLOR: Green COPY COLOR: White SYMBOL X Y WID HT MAT'L: 0.125" (3.2 mm) ALUMINUM	DESIGN BY: JTS CHECKED BY: WJH PROJECT ID: I-5987A Aug 09, 2021 DIV: 6
--	---	--

USE NOTES: 1, 2
 1. Legend and border(except those that are colored black) shall be direct applied Grade C sheeting.
 2. Background shall be Grade C reflective sheeting.

LETTER POSITIONS

Letter locations are panel edge to lower left corner															Series/Size	Text Length					
13.8	9.9	9.9	8.8	8.6	8.8	9.9	6.6	10	10	9.9	15	15	10.6	10.6	5	7.3	8.5	13.8	EM 2000	164.4	
68	10	9.9	6	5.1	8.8	9.7	6.6	67.9												EM 2000	56.1
34.6	11.5	5.1	10.6	9.5	12.2	9.5	8.5	10	9.6	9.6	8.4	6.5	9.9	2	34.6				EM 2000	122.9	
67.4	10.2	7.5	9.6	8.4	5.1	9.9	6.6	67.4												EM 2000	57.3
69.4	7.1	8.6	2.8	6	10	9.5	8.1	70.5												E 2000	52.1

FILENAME: I5987A_Sign_Designs NORTH CAROLINA D.O.T. SIGN DETAIL

SIGN NUMBER: 109 TYPE: A QUANTITY: 1 SIGN WIDTH: 15'-0" HEIGHT: 11'-6" TOTAL AREA: 172.5 Sq.Ft. BORDER TYPE: FLUSH RECESS: 0" WIDTH: 2" RADIUS: 6" NO. Z BARS: 3 LENGTH: 172.0	BACKG COLOR: Blue COPY COLOR: White SYMBOL X Y WID HT MAT'L: 0.125" (3.2 mm) ALUMINUM	DESIGN BY: TSP CHECKED BY: WJH PROJECT ID: I-5987A Dec 06, 2021 DIV: 6
---	--	--

USE NOTES: 1, 2
 1. Legend and border(except those that are colored black) shall be direct applied Grade C sheeting.
 2. Background shall be Grade C reflective sheeting.

LETTER POSITIONS

Letter spacings are to start of next letter															Series/Size	Text Length					
36.6	7.5	9.1	9.3	6.8	10	3.5	10	7.2	8.5	3.1	6.2	10	8.8	6.8	36.6					D 2000	106.8
40.9	8.1	9.3	6.8	10	3.5	10	7.2	8.5	3.1	6.2	10	8.8	6.8	40.8						D 2000	98.3

FILENAME: I5987A_Sign_Designs NORTH CAROLINA D.O.T. SIGN DETAIL

SIGN NUMBER: 110, 112 TYPE: A QUANTITY: 2 SIGN WIDTH: 15'-0" HEIGHT: 10'-0" TOTAL AREA: 150.0 Sq.Ft. BORDER TYPE: FLUSH RECESS: 0" WIDTH: 2" RADIUS: 6" NO. Z BARS: 3 LENGTH: 172.0	BACKG COLOR: Blue COPY COLOR: White SYMBOL X Y WID HT MAT'L: 0.125" (3.2 mm) ALUMINUM	DESIGN BY: TSP CHECKED BY: WJH PROJECT ID: I-5987A May 04, 2022 DIV: 6
--	--	--

USE NOTES: 1, 2
 1. Legend and border(except those that are colored black) shall be direct applied Grade C sheeting.
 2. Background shall be Grade C reflective sheeting.

LETTER POSITIONS

Letter spacings are to start of next letter															Series/Size	Text Length					
37.8	7.5	9.1	9.3	6.8	10	3.5	10	7.2	8.5	3.1	6.2	10	8.8	6.8	35.4					D 2000	106.8

FILENAME: I5987A_Sign_Designs NORTH CAROLINA D.O.T. SIGN DETAIL

SIGN NUMBER: 111 TYPE: A QUANTITY: 1 SIGN WIDTH: 14'-6" HEIGHT: 6'-6" TOTAL AREA: 94.3 Sq.Ft. BORDER TYPE: FLUSH RECESS: 0" WIDTH: 2" RADIUS: 10" NO. Z BARS: 2 LENGTH: 166.0	BACKG COLOR: Green COPY COLOR: White SYMBOL X Y WID HT MAT'L: 0.125" (3.2 mm) ALUMINUM	DESIGN BY: JTS CHECKED BY: WJH PROJECT ID: I-5987A Aug 09, 2021 DIV: 6
--	---	--

USE NOTES: 1, 2, 3
 1. Legend and border(except those that are colored black) shall be direct applied Grade C sheeting.
 2. Background shall be Grade C reflective sheeting.
 3. Shields; A, B, and C type arrows shall be on 0.032" (0.8mm) aluminum with Grade C reflective sheeting and demountable.


LETTER POSITIONS

Letter locations are panel edge to lower left corner															Series/Size	Text Length					
19.7	15.4	17	24	14.1	15.5	10.2	12	15.8	10.6	19.7										EM 2000	134.6
28.1	10.7	8.9	9.8	7.5	15	14.1	15	8.9	10.7	3.5	8.6	8.1	25.1							E 2000	120.8

FILENAME: I5987A_Sign_Designs NORTH CAROLINA D.O.T. SIGN DETAIL

5/11/2022
 C:\Signing\I5987A_Sign-51gn040.dgn
 User: tpopejke

APPROVED: *William J. Hamilton*
A056007046484...
 DATE: 5/11/2022



**DOCUMENT NOT CONSIDERED FINAL
 UNLESS ALL SIGNATURES COMPLETED**



SIGN NUMBER: 201, 202 TYPE: A QUANTITY: 2 SIGN WIDTH: 6'-6" HEIGHT: 5'-0" TOTAL AREA: 32.5 Sq.Ft. BORDER TYPE: FLUSH RECESS: 0" WIDTH: 1.5" RADII: 6" NO. Z BARS: 2 LENGTH: 70.0	BACKG COLOR: Green COPY COLOR: White SYMBOLOGY TABLE: <table border="1"> <tr><th>SYMBOL</th><th>X</th><th>Y</th><th>WID</th><th>HT</th></tr> <tr><td>AR_Type A</td><td>50</td><td>7</td><td>17.7</td><td>27.9</td></tr> </table> MAT'L: 0.063" (1.6 mm) ALUMINUM	SYMBOL	X	Y	WID	HT	AR_Type A	50	7	17.7	27.9	DESIGN BY: JTS CHECKED BY: WJH Aug 09, 2021 DIV: 6 PROJECT ID: I-5987A
SYMBOL	X	Y	WID	HT								
AR_Type A	50	7	17.7	27.9								

BORDER R=6" TH=1.5"

SPACING FACTOR IS 2.25 FOR 'EXIT'
 Spacing Factor is 1 unless specified otherwise

Letter locations are panel edge to lower left corner										Series/Size	Text Length
	E	X	I	T						E 2000	44.4
16.8	12.8	15.8	6.8	9	16.8					E 2000	31.7
	2	2									
8	17.1	14.6	38.3								

FILENAME: I5987A_Sign_Designs NORTH CAROLINA D.O.T. SIGN DETAIL

SIGN NUMBER: 203, 204 TYPE: A QUANTITY: 2 SIGN WIDTH: 7'-0" HEIGHT: 6'-6" TOTAL AREA: 45.5 Sq.Ft. BORDER TYPE: FLUSH RECESS: 0" WIDTH: 2" RADII: 5" NO. Z BARS: 2 LENGTH: 76.0	BACKG COLOR: Green COPY COLOR: White SYMBOLOGY TABLE: <table border="1"> <tr><th>SYMBOL</th><th>X</th><th>Y</th><th>WID</th><th>HT</th></tr> <tr><td>AR_Type A</td><td>29</td><td>8</td><td>21</td><td>33</td></tr> </table> MAT'L: 0.125" (3.2 mm) ALUMINUM	SYMBOL	X	Y	WID	HT	AR_Type A	29	8	21	33	DESIGN BY: TSP CHECKED BY: WJH Oct 05, 2021 DIV: 6 PROJECT ID: I-5987A
SYMBOL	X	Y	WID	HT								
AR_Type A	29	8	21	33								

BORDER R=5" TH=2"

Spacing Factor is 1 unless specified otherwise

Letter spacings are to start of next letter										Series/Size	Text Length
	W	E	I	G	H					E 2000	44.4
19.8	12.3	9.5	4.1	10.4	8.1	19.8				E 2000	60.6
	S	T	A	T	I	O	N				
11.7	9.2	8.3	11	9.2	4.1	10.7	8.1	11.7			

FILENAME: I5987A_Sign_Designs NORTH CAROLINA D.O.T. SIGN DETAIL

SIGN NUMBER: 205, 206 TYPE: A QUANTITY: 2 SIGN WIDTH: 6'-6" HEIGHT: 5'-0" TOTAL AREA: 32.5 Sq.Ft. BORDER TYPE: FLUSH RECESS: 0" WIDTH: 1.5" RADII: 6" NO. Z BARS: 2 LENGTH: 70.0	BACKG COLOR: Green COPY COLOR: White SYMBOLOGY TABLE: <table border="1"> <tr><th>SYMBOL</th><th>X</th><th>Y</th><th>WID</th><th>HT</th></tr> <tr><td>AR_Type A</td><td>50</td><td>7</td><td>17.7</td><td>27.9</td></tr> </table> MAT'L: 0.125" (3.2 mm) ALUMINUM	SYMBOL	X	Y	WID	HT	AR_Type A	50	7	17.7	27.9	DESIGN BY: JTS CHECKED BY: WJH Aug 09, 2021 DIV: 6 PROJECT ID: I-5987A
SYMBOL	X	Y	WID	HT								
AR_Type A	50	7	17.7	27.9								

BORDER R=6" TH=1.5"

SPACING FACTOR IS 2.25 FOR 'EXIT'
 Spacing Factor is 1 unless specified otherwise

Letter locations are panel edge to lower left corner										Series/Size	Text Length
	E	X	I	T						E 2000	44.4
16.8	12.8	15.8	6.7	9	16.8					E 2000	31.7
	2	5									
8	17.1	14.6	38.3								

FILENAME: I5987A_Sign_Designs NORTH CAROLINA D.O.T. SIGN DETAIL

SIGN NUMBER: 301 TYPE: D QUANTITY: 1 SIGN WIDTH: 6'-0" HEIGHT: 2'-6" TOTAL AREA: 15.0 Sq.Ft. BORDER TYPE: FLUSH RECESS: 0" WIDTH: 0.75" RADII: 3" NO. Z BARS: LENGTH:	BACKG COLOR: Green COPY COLOR: White SYMBOLOGY TABLE: <table border="1"> <tr><th>SYMBOL</th><th>X</th><th>Y</th><th>WID</th><th>HT</th></tr> <tr><td>AR_Type D</td><td>9.4</td><td>17.8</td><td>6</td><td>9</td></tr> <tr><td>AR_Type D</td><td>55.3</td><td>4.7</td><td>6</td><td>9</td></tr> </table> MAT'L: 0.125" (3.2 mm) ALUMINUM	SYMBOL	X	Y	WID	HT	AR_Type D	9.4	17.8	6	9	AR_Type D	55.3	4.7	6	9	DESIGN BY: JTS CHECKED BY: WJH Aug 10, 2021 DIV: 6 PROJECT ID: I-5987A
SYMBOL	X	Y	WID	HT													
AR_Type D	9.4	17.8	6	9													
AR_Type D	55.3	4.7	6	9													

BORDER R=3" TH=0.75"

Spacing Factor is 1 unless specified otherwise


Letter locations are panel edge to lower left corner										Series/Size	Text Length				
	F	a	y	e	t	t	e	v	i	l	i	e	D 2000	41.1	
21.5	4.2	4.1	5	3.8	2.5	2.8	3.9	5	2.2	2.2	1.9	3.5	9.4	D 2000	38.4
	L	u	m	b	e	r	t	o	n						
10.9	4.4	4.7	7.1	4.3	4.4	2.5	2.8	4.6	3.5	22.7					

FILENAME: I5987A_Sign_Designs NORTH CAROLINA D.O.T. SIGN DETAIL

5/11/2022
 ...:\Signing\I5987A_Sign-51gn04E.dgn
 User: tpobeiko

SIGN DESIGNS

DocuSigned by:
 APPROVED *William J. Hamilton*
 A05600704648484
 DATE: 5/11/2022



**DOCUMENT NOT CONSIDERED FINAL
 UNLESS ALL SIGNATURES COMPLETED**



SIGN NUMBER: 302 TYPE: D QUANTITY: 1 SIGN WIDTH: 6'-0" HEIGHT: 1'-6" TOTAL AREA: 9.0 Sq.Ft. BORDER TYPE: FLUSH RECESS: 0" WIDTH: 0.75" RADII: 3" NO. Z BARS: LENGTH:	BACKG COLOR: Green COPY COLOR: White SYMBOl X Y WID HT AR_FISHOOK 7.5 3.6 9.9 10.8	DESIGN BY: JTS CHECKED BY: WJH Aug 10, 2021 PROJECT ID: I-5987A DIV: 6
---	---	--

USE NOTES: 1, 2
 1. Legend and border(except those that are colored black) shall be direct applied Grade C sheeting.
 2. Background shall be Grade C reflective sheeting.

LETTER POSITIONS

Letter locations are panel edge to lower left corner													Series/Size	Text Length	
													D 2000	41.1	
23.4	4.2	4.1	5	3.8	2.5	2.8	3.9	5	2.2	2.2	1.9	3.5	7.5		

FILENAME: I5987A_Sign_Designs NORTH CAROLINA D.O.T. SIGN DETAIL

SIGN NUMBER: 303 TYPE: D QUANTITY: 1 SIGN WIDTH: 6'-0" HEIGHT: 2'-6" TOTAL AREA: 15.0 Sq.Ft. BORDER TYPE: FLUSH RECESS: 0" WIDTH: 0.75" RADII: 3" NO. Z BARS: LENGTH:	BACKG COLOR: Green COPY COLOR: White SYMBOl X Y WID HT AR_Type D 10.8 17.8 6 9 AR_Type D 55.1 4.7 6 9	DESIGN BY: JTS CHECKED BY: WJH Aug 10, 2021 PROJECT ID: I-5987A DIV: 6
--	---	--

USE NOTES: 1, 2
 1. Legend and border(except those that are colored black) shall be direct applied Grade C sheeting.
 2. Background shall be Grade C reflective sheeting.

LETTER POSITIONS

Letter locations are panel edge to lower left corner													Series/Size	Text Length	
													D 2000	38.4	
													D 2000	41.1	
22.8	4.4	4.7	7.1	4.3	4.4	2.5	2.8	4.6	3.5	10.8					
8	4.2	4.1	5	3.8	2.5	2.8	3.9	5	2.2	2.2	1.9	3.5	23		

FILENAME: I5987A_Sign_Designs NORTH CAROLINA D.O.T. SIGN DETAIL

SIGN NUMBER: 304 TYPE: D QUANTITY: 1 SIGN WIDTH: 6'-0" HEIGHT: 1'-6" TOTAL AREA: 9.0 Sq.Ft. BORDER TYPE: FLUSH RECESS: 0" WIDTH: .75" RADII: 3" NO. Z BARS: LENGTH:	BACKG COLOR: Green COPY COLOR: White SYMBOl X Y WID HT AR_FISHOOK 8.9 3.6 9.9 10.8	DESIGN BY: JTS CHECKED BY: WJH Aug 10, 2021 PROJECT ID: I-5987A DIV: 6
--	---	--

USE NOTES: 1, 2
 1. Legend and border(except those that are colored black) shall be direct applied Grade C sheeting.
 2. Background shall be Grade C reflective sheeting.

LETTER POSITIONS

Letter locations are panel edge to lower left corner											Series/Size	Text Length
											D 2000	38.4
24.7	4.4	4.7	7.1	4.3	4.4	2.5	2.8	4.6	3.5	8.9		

FILENAME: I5987A_Sign_Designs NORTH CAROLINA D.O.T. SIGN DETAIL

SIGN NUMBER: 305 TYPE: D QUANTITY: 1 SIGN WIDTH: 8'-0" HEIGHT: 3'-0" TOTAL AREA: 24.0 Sq.Ft. BORDER TYPE: FLUSH RECESS: 0" WIDTH: 0.75" RADII: 3" NO. Z BARS: LENGTH:	BACKG COLOR: Green COPY COLOR: White SYMBOl X Y WID HT	DESIGN BY: JTS CHECKED BY: WJH Aug 10, 2021 PROJECT ID: I-5987A DIV: 6
--	--	--

USE NOTES: 1, 2
 1. Legend and border(except those that are colored black) shall be direct applied Grade C sheeting.
 2. Background shall be Grade C reflective sheeting.

LETTER POSITIONS

Letter locations are panel edge to lower left corner													Series/Size	Text Length	
													D 2000	41.7	
													D 2000	5.4	
													D 2000	54.8	
													D 2000	12.5	
10.4	5.9	3.2	8	6.1	6	6.3	2.4	3.8	44						
6															
80.2	5.4	10.4													
10.4	5.6	5.4	6.6	5.1	3.4	3.8	5.2	6.6	2.9	2.9	2.6	4.7	30.8		
2	6														
73.2	7	5.4	10.4												

FILENAME: I5987A_Sign_Designs NORTH CAROLINA D.O.T. SIGN DETAIL

5/11/2022
 C:\Signing\I5987A_Sign-51gn04F.dgn
 User: tpope@k



SIGN DESIGNS

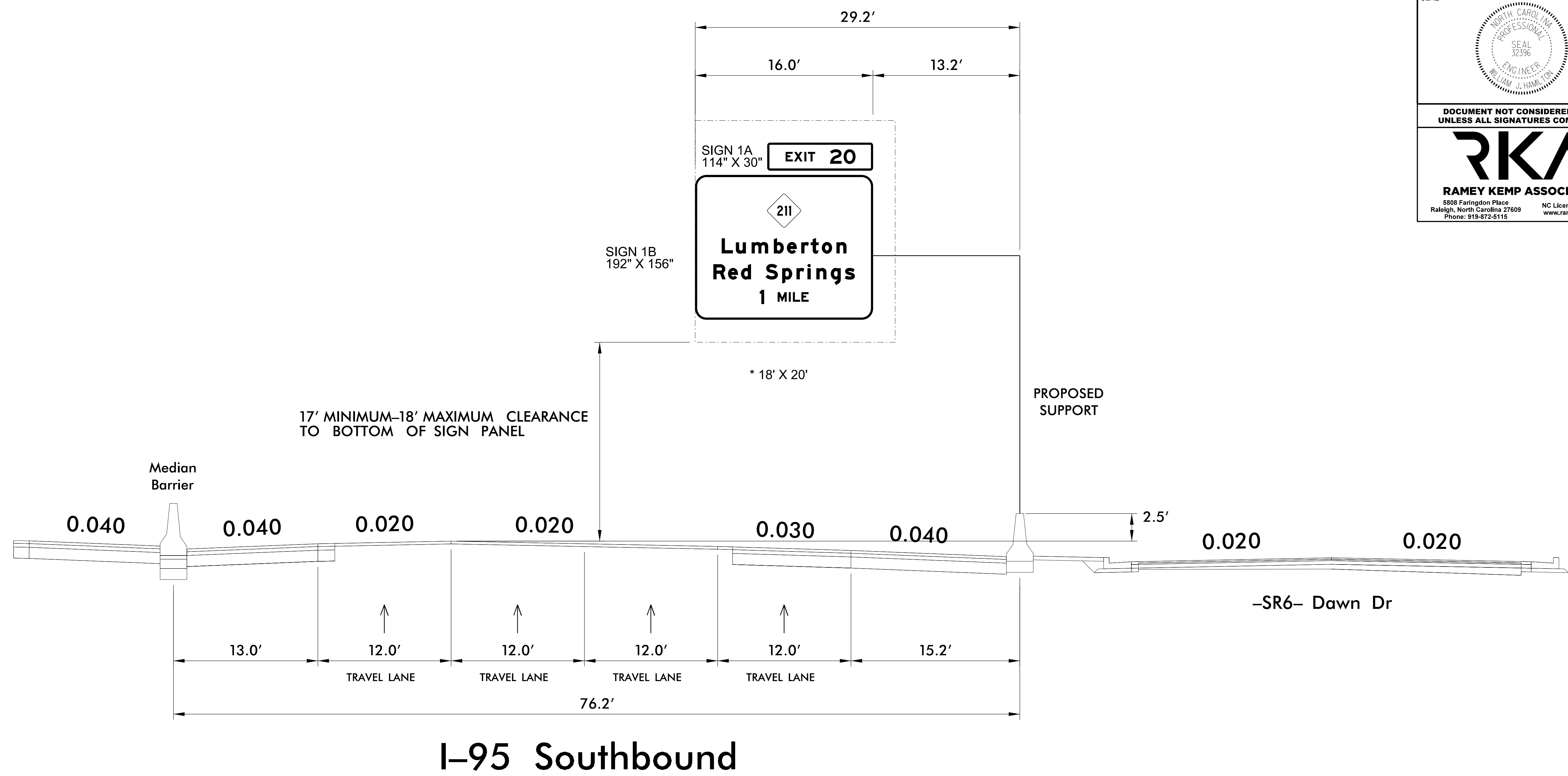
TIP NO. I - 5987A	SHEET NO. SIGN - 4G
DocuSigned by: APPROVED: <i>William J. Hamilton</i> <small>AS260071448484...</small>	
DATE: 5/11/2022	
DOCUMENT NOT CONSIDERED FINAL UNLESS ALL SIGNATURES COMPLETED	
 RAMEY KEMP ASSOCIATES <small>5808 Faringdon Place Raleigh, North Carolina 27609 Phone: 919-872-5115</small> <small>NC License No. C-0910 www.rameykemp.com</small>	

SIGN NUMBER: 306 TYPE: D QUANTITY: 1 SIGN WIDTH: 6'-0" HEIGHT: 2'-0" TOTAL AREA: 12.0 Sq.Ft. BORDER TYPE: FLUSH RECESS: 0" WIDTH: 1.25" RADII: 3" NO. Z BARS: LENGTH:	BACKG COLOR: Green COPY COLOR: White <table border="1" style="width:100%; border-collapse: collapse; font-size: x-small;"> <tr><th>SYMBOL</th><th>X</th><th>Y</th><th>WID</th><th>HT</th></tr> <tr><td> </td><td> </td><td> </td><td> </td><td> </td></tr> <tr><td> </td><td> </td><td> </td><td> </td><td> </td></tr> <tr><td> </td><td> </td><td> </td><td> </td><td> </td></tr> <tr><td> </td><td> </td><td> </td><td> </td><td> </td></tr> <tr><td> </td><td> </td><td> </td><td> </td><td> </td></tr> <tr><td> </td><td> </td><td> </td><td> </td><td> </td></tr> </table> MAT'L: 0.125" (3.2 mm) ALUMINUM	SYMBOL	X	Y	WID	HT																															DESIGN BY: JTS PROJECT ID: I-5987A CHECKED BY: WJH Aug 10, 2021 DIV: 6	<p style="font-size: small;">BORDER R=3" TH=1.25" Panel Style: guide_fwy_overhead.ssi M.U.T.C.D.: 2009 Edition Spacing Factor is 1 unless specified otherwise</p>																																																																																																																																																																																																																																																																																																																																																																																																																																																																																																																																																																																																																																																																																																																																																																																																																																																																			
SYMBOL	X	Y	WID	HT																																																																																																																																																																																																																																																																																																																																																																																																																																																																																																																																																																																																																																																																																																																																																																																																																																																																																																					
USE NOTES: 1, 2 1. Legend and border(except those that are colored black) shall be direct applied Grade C sheeting. 2. Background shall be Grade C reflective sheeting.																																																																																																																																																																																																																																																																																																																																																																																																																																																																																																																																																																																																																																																																																																																																																																																																																																																																																																									
LETTER POSITIONS <p style="text-align: center; font-size: small;">Letter locations are panel edge to lower left corner</p> <table border="1" style="width:100%; border-collapse: collapse; font-size: x-small;"> <thead> <tr> <th></th> <th>W</th><th>e</th><th>I</th><th>c</th><th>o</th><th>m</th><th>e</th><th>T</th><th>o</th><th></th><th></th><th></th><th></th><th></th><th></th><th></th><th></th><th></th><th></th><th></th><th>Series/Size Text Length</th> </tr> </thead> <tbody> <tr> <td></td><td>8.4</td><td>7.3</td><td>5.8</td><td>3.1</td><td>5.3</td><td>5.9</td><td>8.5</td><td>4</td><td>6</td><td>5.3</td><td>4.1</td><td>8.4</td><td></td><td></td><td></td><td></td><td></td><td></td><td></td><td></td><td>EM 2000 55.2</td> </tr> <tr> <td></td><td></td><td>L</td><td>U</td><td>M</td><td>B</td><td>E</td><td>R</td><td>T</td><td>O</td><td>N</td><td></td><td></td><td></td><td></td><td></td><td></td><td></td><td></td><td></td><td></td><td>E 2000 53</td> </tr> <tr> <td></td><td></td><td></td><td></td><td></td><td></td><td></td><td></td><td></td><td></td><td></td><td></td><td></td><td></td><td></td><td></td><td></td><td></td><td></td><td></td><td></td><td>D 2000 27.5</td> </tr> <tr> <td></td><td></td><td></td><td></td><td></td><td></td><td></td><td></td><td></td><td></td><td></td><td></td><td></td><td></td><td></td><td></td><td></td><td></td><td></td><td></td><td></td><td></td><td></td> </tr> <tr> <td></td><td></td><td></td><td></td><td></td><td></td><td></td><td></td><td></td><td></td><td></td><td></td><td></td><td></td><td></td><td></td><td></td><td></td><td></td><td></td><td></td><td></td><td></td> </tr> <tr> <td></td><td></td><td></td><td></td><td></td><td></td><td></td><td></td><td></td><td></td><td></td><td></td><td></td><td></td><td></td><td></td><td></td><td></td><td></td><td></td><td></td><td></td><td></td> </tr> <tr> <td></td><td></td><td></td><td></td><td></td><td></td><td></td><td></td><td></td><td></td><td></td><td></td><td></td><td></td><td></td><td></td><td></td><td></td><td></td><td></td><td></td><td></td><td></td> </tr> <tr> <td></td><td></td><td></td><td></td><td></td><td></td><td></td><td></td><td></td><td></td><td></td><td></td><td></td><td></td><td></td><td></td><td></td><td></td><td></td><td></td><td></td><td></td><td></td> </tr> <tr> <td></td><td></td><td></td><td></td><td></td><td></td><td></td><td></td><td></td><td></td><td></td><td></td><td></td><td></td><td></td><td></td><td></td><td></td><td></td><td></td><td></td><td></td><td></td> </tr> <tr> <td></td><td></td><td></td><td></td><td></td><td></td><td></td><td></td><td></td><td></td><td></td><td></td><td></td><td></td><td></td><td></td><td></td><td></td><td></td><td></td><td></td><td></td><td></td> </tr> <tr> <td></td><td></td><td></td><td></td><td></td><td></td><td></td><td></td><td></td><td></td><td></td><td></td><td></td><td></td><td></td><td></td><td></td><td></td><td></td><td></td><td></td><td></td><td></td> </tr> <tr> <td></td><td></td><td></td><td></td><td></td><td></td><td></td><td></td><td></td><td></td><td></td><td></td><td></td><td></td><td></td><td></td><td></td><td></td><td></td><td></td><td></td><td></td><td></td> </tr> <tr> <td></td><td></td><td></td><td></td><td></td><td></td><td></td><td></td><td></td><td></td><td></td><td></td><td></td><td></td><td></td><td></td><td></td><td></td><td></td><td></td><td></td><td></td><td></td> </tr> <tr> <td></td><td></td><td></td><td></td><td></td><td></td><td></td><td></td><td></td><td></td><td></td><td></td><td></td><td></td><td></td><td></td><td></td><td></td><td></td><td></td><td></td><td></td><td></td> </tr> <tr> <td></td><td></td><td></td><td></td><td></td><td></td><td></td><td></td><td></td><td></td><td></td><td></td><td></td><td></td><td></td><td></td><td></td><td></td><td></td><td></td><td></td><td></td><td></td> </tr> <tr> <td></td><td></td><td></td><td></td><td></td><td></td><td></td><td></td><td></td><td></td><td></td><td></td><td></td><td></td><td></td><td></td><td></td><td></td><td></td><td></td><td></td><td></td><td></td> </tr> <tr> <td></td><td></td><td></td><td></td><td></td><td></td><td></td><td></td><td></td><td></td><td></td><td></td><td></td><td></td><td></td><td></td><td></td><td></td><td></td><td></td><td></td><td></td><td></td> </tr> <tr> <td></td><td></td><td></td><td></td><td></td><td></td><td></td><td></td><td></td><td></td><td></td><td></td><td></td><td></td><td></td><td></td><td></td><td></td><td></td><td></td><td></td><td></td><td></td> </tr> <tr> <td></td><td></td><td></td><td></td><td></td><td></td><td></td><td></td><td></td><td></td><td></td><td></td><td></td><td></td><td></td><td></td><td></td><td></td><td></td><td></td><td></td><td></td><td></td> </tr> <tr> <td></td><td></td><td></td><td></td><td></td><td></td><td></td><td></td><td></td><td></td><td></td><td></td><td></td><td></td><td></td><td></td><td></td><td></td><td></td><td></td><td></td><td></td><td></td> </tr> <tr> <td></td><td></td><td></td><td></td><td></td><td></td><td></td><td></td><td></td><td></td><td></td><td></td><td></td><td></td><td></td><td></td><td></td><td></td><td></td><td></td><td></td><td></td><td></td> </tr> <tr> <td></td><td></td><td></td><td></td><td></td><td></td><td></td><td></td><td></td><td></td><td></td><td></td><td></td><td></td><td></td><td></td><td></td><td></td><td></td><td></td><td></td><td></td><td></td> </tr> <tr> <td></td><td></td><td></td><td></td><td></td><td></td><td></td><td></td><td></td><td></td><td></td><td></td><td></td><td></td><td></td><td></td><td></td><td></td><td></td><td></td><td></td><td></td><td></td> </tr> <tr> <td></td><td></td><td></td><td></td><td></td><td></td><td></td><td></td><td></td><td></td><td></td><td></td><td></td><td></td><td></td><td></td><td></td><td></td><td></td><td></td><td></td><td></td><td></td> </tr> <tr> <td></td><td></td><td></td><td></td><td></td><td></td><td></td><td></td><td></td><td></td><td></td><td></td><td></td><td></td><td></td><td></td><td></td><td></td><td></td><td></td><td></td><td></td><td></td> </tr> <tr> <td></td><td></td><td></td><td></td><td></td><td></td><td></td><td></td><td></td><td></td><td></td><td></td><td></td><td></td><td></td><td></td><td></td><td></td><td></td><td></td><td></td><td></td><td></td> </tr> <tr> <td></td><td></td><td></td><td></td><td></td><td></td><td></td><td></td><td></td><td></td><td></td><td></td><td></td><td></td><td></td><td></td><td></td><td></td><td></td><td></td><td></td><td></td><td></td> </tr> <tr> <td></td><td></td><td></td><td></td><td></td><td></td><td></td><td></td><td></td><td></td><td></td><td></td><td></td><td></td><td></td><td></td><td></td><td></td><td></td><td></td><td></td><td></td><td></td> </tr> <tr> <td></td><td></td><td></td><td></td><td></td><td></td><td></td><td></td><td></td><td></td><td></td><td></td><td></td><td></td><td></td><td></td><td></td><td></td><td></td><td></td><td></td><td></td><td></td> </tr> <tr> <td></td><td></td><td></td><td></td><td></td><td></td><td></td><td></td><td></td><td></td><td></td><td></td><td></td><td></td><td></td><td></td><td></td><td></td><td></td><td></td><td></td><td></td><td></td> </tr> <tr> <td></td><td></td><td></td><td></td><td></td><td></td><td></td><td></td><td></td><td></td><td></td><td></td><td></td><td></td><td></td><td></td><td></td><td></td><td></td><td></td><td></td><td></td><td></td> </tr> <tr> <td></td><td></td><td></td><td></td><td></td><td></td><td></td><td></td><td></td><td></td><td></td><td></td><td></td><td></td><td></td><td></td><td></td><td></td><td></td><td></td><td></td><td></td><td></td> </tr> <tr> <td></td><td></td><td></td><td></td><td></td><td></td><td></td><td></td><td></td><td></td><td></td><td></td><td></td><td></td><td></td><td></td><td></td><td></td><td></td><td></td><td></td><td></td><td></td> </tr> <tr> <td></td><td></td><td></td><td></td><td></td><td></td><td></td><td></td><td></td><td></td><td></td><td></td><td></td><td></td><td></td><td></td><td></td><td></td><td></td><td></td><td></td><td></td><td></td> </tr> <tr> <td></td><td></td><td></td><td></td><td></td><td></td><td></td><td></td><td></td><td></td><td></td><td></td><td></td><td></td><td></td><td></td><td></td><td></td><td></td><td></td><td></td><td></td><td></td> </tr> <tr> <td></td><td></td><td></td><td></td><td></td><td></td><td></td><td></td><td></td><td></td><td></td><td></td><td></td><td></td><td></td><td></td><td></td><td></td><td></td><td></td><td></td><td></td><td></td> </tr> <tr> <td></td><td></td><td></td><td></td><td></td><td></td><td></td><td></td><td></td><td></td><td></td><td></td><td></td><td></td><td></td><td></td><td></td><td></td><td></td><td></td><td></td><td></td><td></td> </tr> </tbody> </table>					W	e	I	c	o	m	e	T	o												Series/Size Text Length		8.4	7.3	5.8	3.1	5.3	5.9	8.5	4	6	5.3	4.1	8.4									EM 2000 55.2			L	U	M	B	E	R	T	O	N											E 2000 53																						D 2000 27.5																																																																																																																																																																																																																																																																																																																																																																																																																																																																																																																																																																																																																																																																																																																																																																																																														
	W	e	I	c	o	m	e	T	o												Series/Size Text Length																																																																																																																																																																																																																																																																																																																																																																																																																																																																																																																																																																																																																																																																																																																																																																																																																																																																																				
	8.4	7.3	5.8	3.1	5.3	5.9	8.5	4	6	5.3	4.1	8.4									EM 2000 55.2																																																																																																																																																																																																																																																																																																																																																																																																																																																																																																																																																																																																																																																																																																																																																																																																																																																																																				
		L	U	M	B	E	R	T	O	N											E 2000 53																																																																																																																																																																																																																																																																																																																																																																																																																																																																																																																																																																																																																																																																																																																																																																																																																																																																																				
																					D 2000 27.5																																																																																																																																																																																																																																																																																																																																																																																																																																																																																																																																																																																																																																																																																																																																																																																																																																																																																				
FILENAME: I5987A_Sign_Designs		NORTH CAROLINA D.O.T. SIGN DETAIL																																																																																																																																																																																																																																																																																																																																																																																																																																																																																																																																																																																																																																																																																																																																																																																																																																																																																																							

5/11/2022
 User: spobelka
 I:\Signing\15987A_Sign_Sign040.dgn

SIGN DESIGNS

TIP NO. I - 5987A	SHEET NO. SIGN - 4H
APPROVED: <i>William J. Hamilton</i> A656070464844	
DATE: 5/11/2022	
SEAL 	
DOCUMENT NOT CONSIDERED FINAL UNLESS ALL SIGNATURES COMPLETED	
 RAMEY KEMP ASSOCIATES 5808 Faringdon Place Raleigh, North Carolina 27609 Phone: 919-872-5115 NC License No. C-0910 www.rameykemp.com	





NOTES:

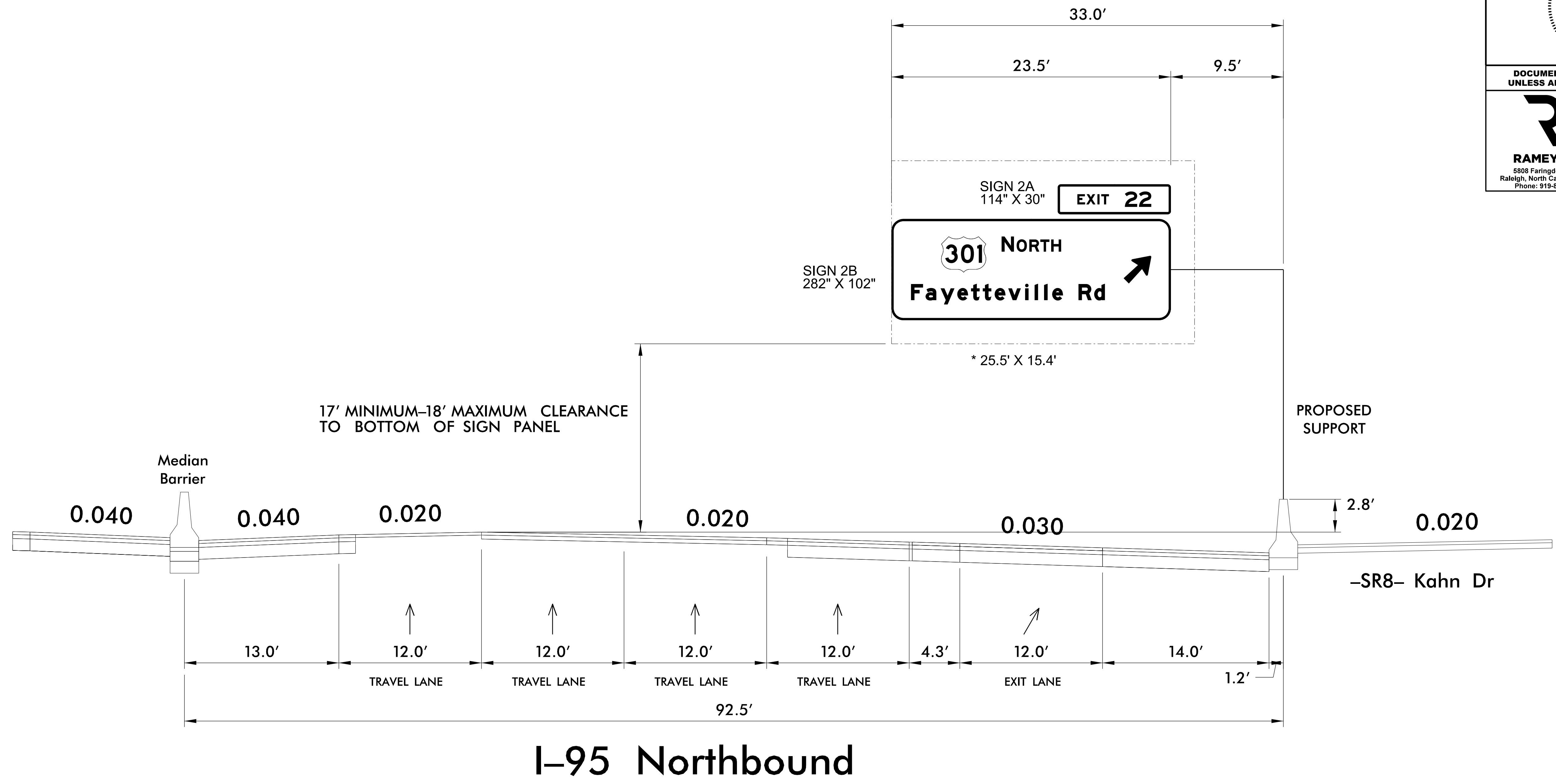
- IF THE CONTRACTOR BIDS ALUMINUM SIGN STRUCTURE, EACH SHALL BE PROVIDED WITH AN APPROVED HIGHWAY TRUSS DAMPER DEVICE IN ACCORDANCE WITH AASHTO SPECIFICATIONS.
- MOUNT SIGNS VERTICALLY CENTERED ON HORIZONTAL MEMBER OF STRUCTURE.
- FIELD VERIFICATION SHALL BE REQUIRED FOR ALL FOOTING ELEVATIONS, PER THE LATEST NCDOT STANDARD SPECIFICATIONS FOR ROADS AND STRUCTURES. PROVIDE FIELD VERIFICATION TO THE SIGNING SECTION.
- THE TOP OF THE FOOTING SHALL EXTEND AT LEAST 4 INCHES AND NOT MORE THAN 24 INCHES ABOVE THE HIGHEST POINT OF THE GROUND SURFACE AT THE FOOTING.
- SIGN HANGERS AND ATTACHMENT HARDWARE SHALL BE PROVIDED AND INSTALLED ON THE ASSEMBLY TO ACCOMMODATE ALL SIGNS SHOWN IN THIS PLAN SHEET.
- DESIGN AND CONSTRUCTION REQUIREMENTS FOR SIGN STRUCTURES SHALL ACCOMMODATE WIND VELOCITY OF 110 M.P.H.

* THESE DIMENSIONS SHALL BE USED FOR WIND LOAD AND DEAD LOAD COMPUTATIONS IN DESIGN OF STRUCTURE AND FOOTINGS. DESIGN AND CONSTRUCTION REQUIREMENTS FOR SIGN STRUCTURES SHALL ACCOMMODATE WIND VELOCITY OF 110 M.P.H.

OVERHEAD SIGN ASSEMBLY "A"
STA 71+00 -L-

5/11/2022 11:15:58 AM I:\5987A_Sign_Sign4.dgn User: tpope@rka

TIP NO. I - 5987A	SHEET NO. SIGN - 4I
APPROVED: <i>William J. Hamilton</i> A05607048484	
DATE: 5/11/2022	
SEAL 	
DOCUMENT NOT CONSIDERED FINAL UNLESS ALL SIGNATURES COMPLETED	
 RAMEY KEMP ASSOCIATES 5808 Faringdon Place Raleigh, North Carolina 27609 Phone: 919-872-5115 NC License No. C-0910 www.rameykemp.com	



NOTES:

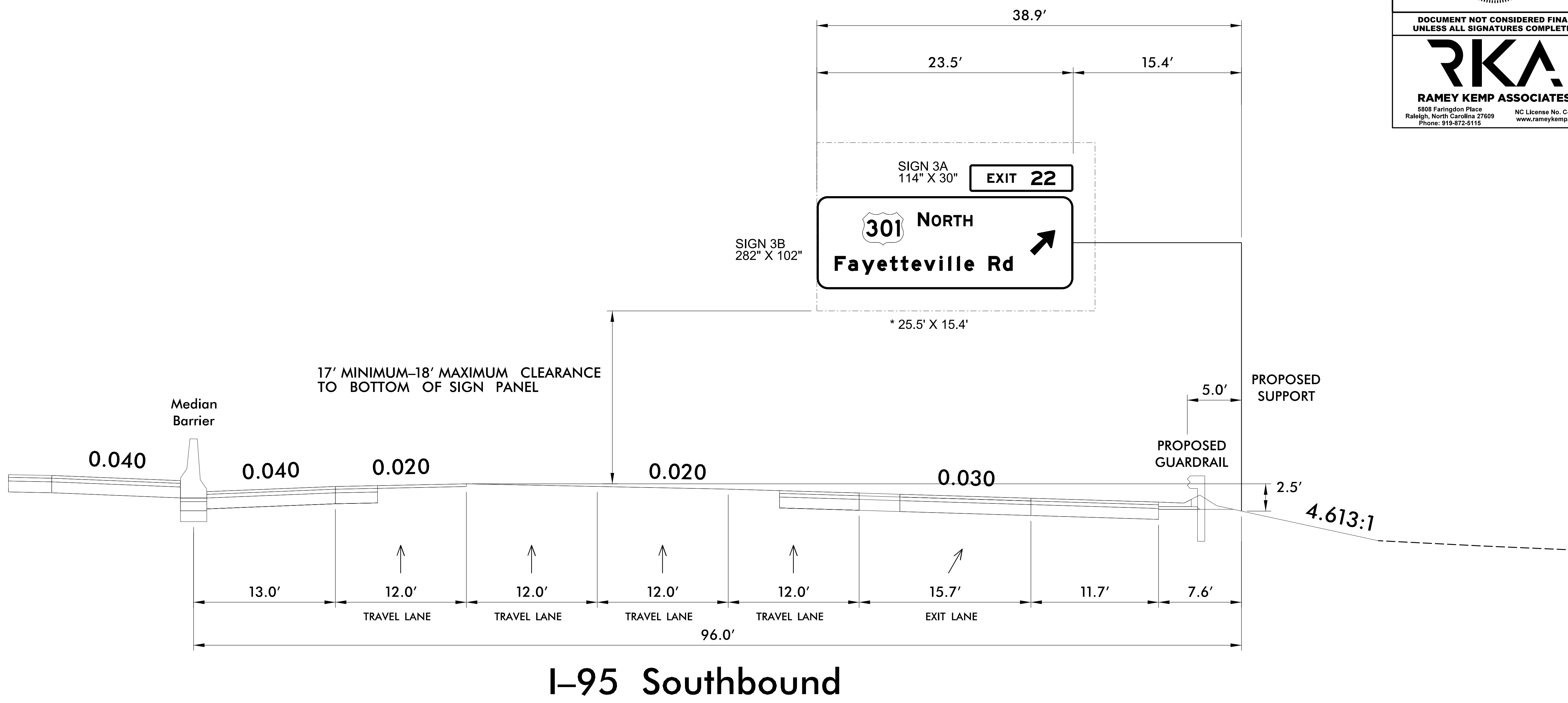
- IF THE CONTRACTOR BIDS ALUMINUM SIGN STRUCTURE, EACH SHALL BE PROVIDED WITH AN APPROVED HIGHWAY TRUSS DAMPER DEVICE IN ACCORDANCE WITH AASHTO SPECIFICATIONS.
- MOUNT SIGNS VERTICALLY CENTERED ON HORIZONTAL MEMBER OF STRUCTURE.
- FIELD VERIFICATION SHALL BE REQUIRED FOR ALL FOOTING ELEVATIONS, PER THE LATEST NCDOT STANDARD SPECIFICATIONS FOR ROADS AND STRUCTURES. PROVIDE FIELD VERIFICATION TO THE SIGNING SECTION.
- THE TOP OF THE FOOTING SHALL EXTEND AT LEAST 4 INCHES AND NOT MORE THAN 24 INCHES ABOVE THE HIGHEST POINT OF THE GROUND SURFACE AT THE FOOTING.
- SIGN HANGERS AND ATTACHMENT HARDWARE SHALL BE PROVIDED AND INSTALLED ON THE ASSEMBLY TO ACCOMMODATE ALL SIGNS SHOWN IN THIS PLAN SHEET.
- DESIGN AND CONSTRUCTION REQUIREMENTS FOR SIGN STRUCTURES SHALL ACCOMMODATE WIND VELOCITY OF 110 M.P.H.

* THESE DIMENSIONS SHALL BE USED FOR WIND LOAD AND DEAD LOAD COMPUTATIONS IN DESIGN OF STRUCTURE AND FOOTINGS. DESIGN AND CONSTRUCTION REQUIREMENTS FOR SIGN STRUCTURES SHALL ACCOMMODATE WIND VELOCITY OF 110 M.P.H.

OVERHEAD SIGN ASSEMBLY "B"
STA 84+50 -L-

5/11/2022
 I:\15987A_Sign_Sign4H.dgn
 User: tpope@kca

TIP NO. I - 5987A	SHEET NO. SIGN - 4J
APPROVED: <i>William J. Hamilton</i> DATE: 5/11/2022	
DOCUMENT NOT CONSIDERED FINAL UNLESS ALL SIGNATURES COMPLETED	
RAMEY KEMP ASSOCIATES 5808 Faringdon Place Raleigh, North Carolina 27609 Phone: 919-872-5115 NC License No. C-0910 www.rameykemp.com	



I-95 Southbound



NOTES:

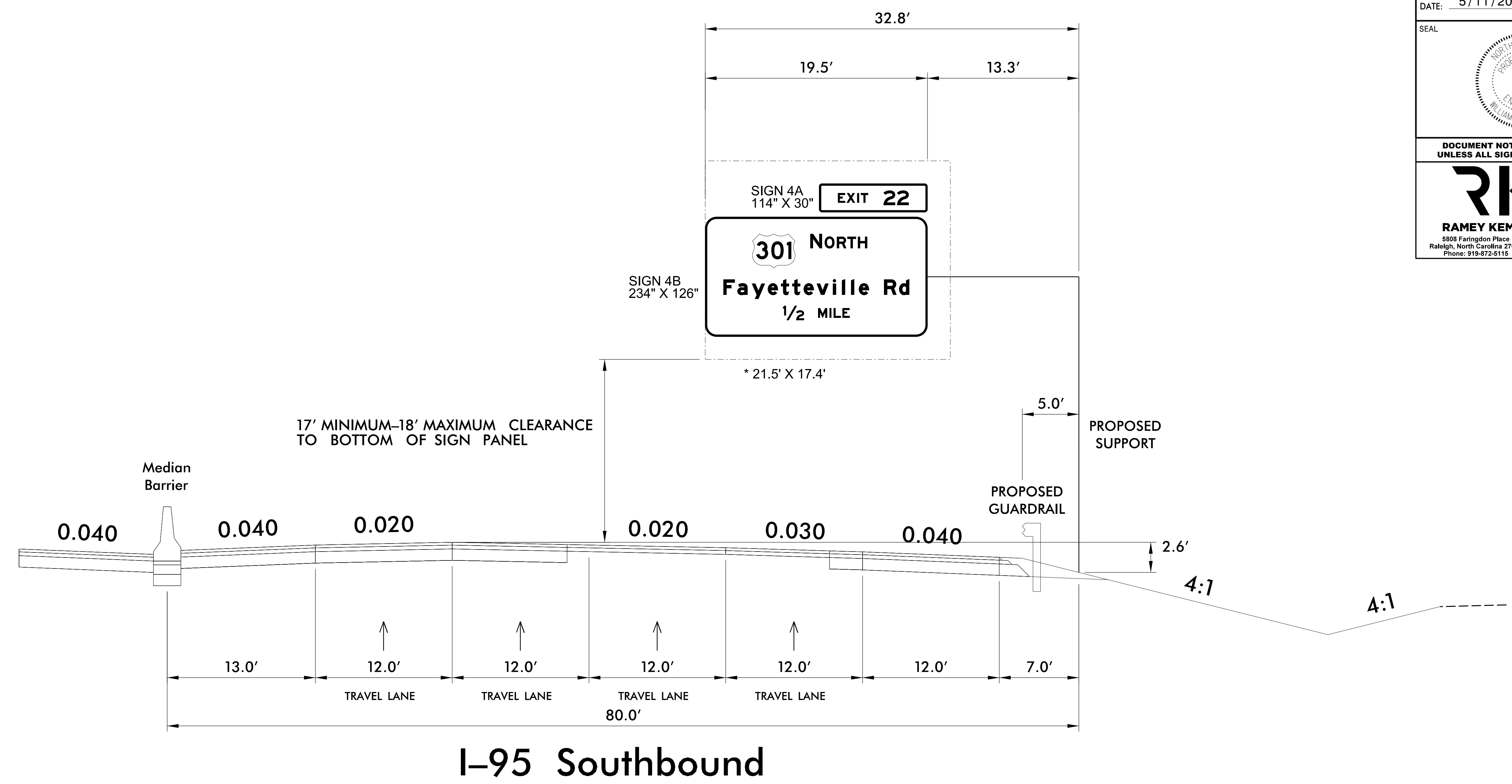
1. IF THE CONTRACTOR BIDS ALUMINUM SIGN STRUCTURE, EACH SHALL BE PROVIDED WITH AN APPROVED HIGHWAY TRUSS DAMPER DEVICE IN ACCORDANCE WITH AASHTO SPECIFICATIONS.
2. MOUNT SIGNS VERTICALLY CENTERED ON HORIZONTAL MEMBER OF STRUCTURE.
3. FIELD VERIFICATION SHALL BE REQUIRED FOR ALL FOOTING ELEVATIONS, PER THE LATEST NCDOT STANDARD SPECIFICATIONS FOR ROADS AND STRUCTURES. PROVIDE FIELD VERIFICATION TO THE SIGNING SECTION.
4. THE TOP OF THE FOOTING SHALL EXTEND AT LEAST 4 INCHES AND NOT MORE THAN 24 INCHES ABOVE THE HIGHEST POINT OF THE GROUND SURFACE AT THE FOOTING.
5. SIGN HANGERS AND ATTACHMENT HARDWARE SHALL BE PROVIDED AND INSTALLED ON THE ASSEMBLY TO ACCOMMODATE ALL SIGNS SHOWN IN THIS PLAN SHEET.
6. DESIGN AND CONSTRUCTION REQUIREMENTS FOR SIGN STRUCTURES SHALL ACCOMMODATE WIND VELOCITY OF 110 M.P.H.

* THESE DIMENSIONS SHALL BE USED FOR WIND LOAD AND DEAD LOAD COMPUTATIONS IN DESIGN OF STRUCTURE AND FOOTINGS. DESIGN AND CONSTRUCTION REQUIREMENTS FOR SIGN STRUCTURES SHALL ACCOMMODATE WIND VELOCITY OF 110 M.P.H.

**OVERHEAD SIGN ASSEMBLY "C"
STA 109+00 -L-**

5/11/2022
 I:\5987A_Sign_Sign4.dgn
 User: tpope@kca

TIP NO. I - 5987A	SHEET NO. SIGN - 4K
APPROVED: <i>William J. Hamilton</i> <small>AS95070464884</small>	
DATE: 5/11/2022	
SEAL 	
DOCUMENT NOT CONSIDERED FINAL UNLESS ALL SIGNATURES COMPLETED	
 RAMEY KEMP ASSOCIATES 5808 Faringdon Place Raleigh, North Carolina 27609 Phone: 919-872-5115 NC License No. C-0910 www.rameykemp.com	



I-95 Southbound



NOTES:

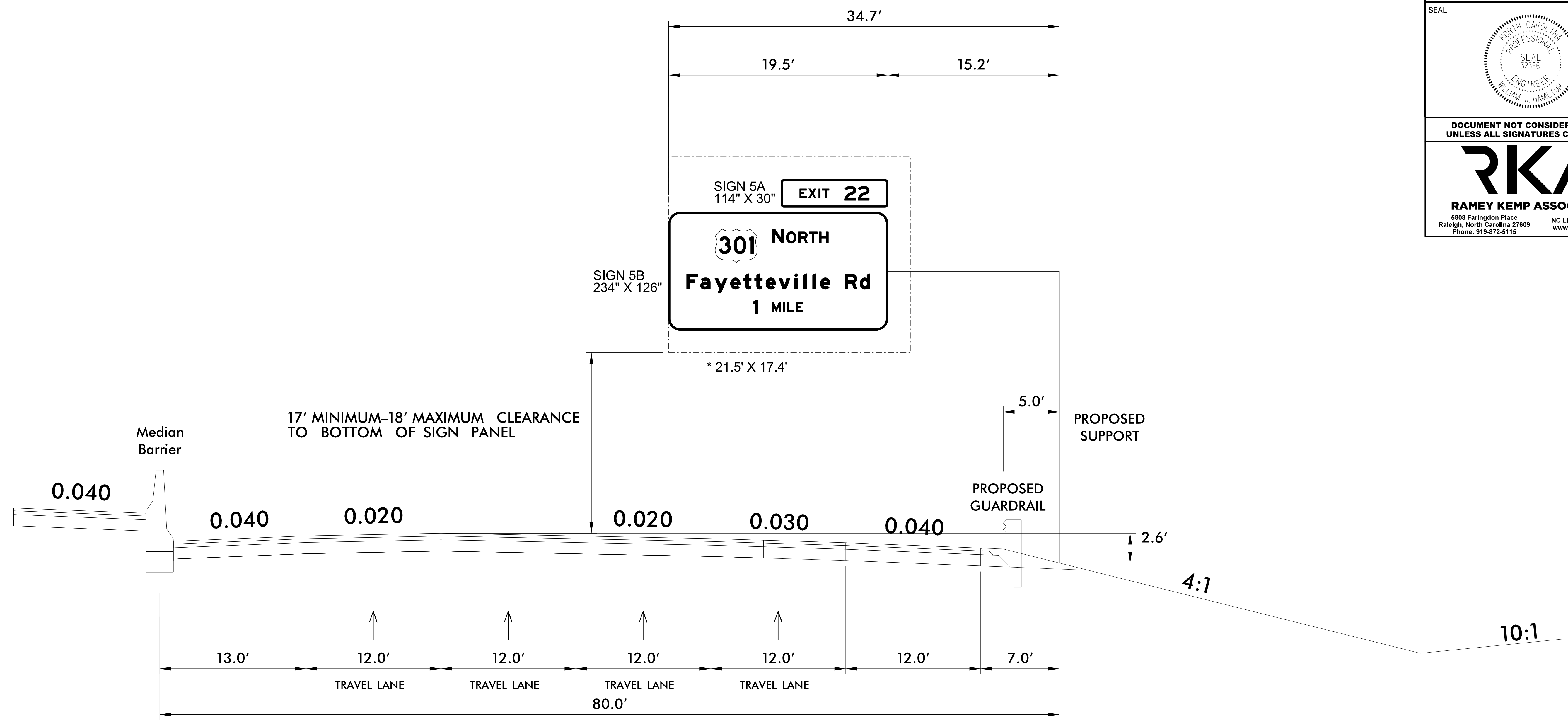
- IF THE CONTRACTOR BIDS ALUMINUM SIGN STRUCTURE, EACH SHALL BE PROVIDED WITH AN APPROVED HIGHWAY TRUSS DAMPER DEVICE IN ACCORDANCE WITH AASHTO SPECIFICATIONS.
- MOUNT SIGNS VERTICALLY CENTERED ON HORIZONTAL MEMBER OF STRUCTURE.
- FIELD VERIFICATION SHALL BE REQUIRED FOR ALL FOOTING ELEVATIONS, PER THE LATEST NCDOT STANDARD SPECIFICATIONS FOR ROADS AND STRUCTURES. PROVIDE FIELD VERIFICATION TO THE SIGNING SECTION.
- THE TOP OF THE FOOTING SHALL EXTEND AT LEAST 4 INCHES AND NOT MORE THAN 24 INCHES ABOVE THE HIGHEST POINT OF THE GROUND SURFACE AT THE FOOTING.
- SIGN HANGERS AND ATTACHMENT HARDWARE SHALL BE PROVIDED AND INSTALLED ON THE ASSEMBLY TO ACCOMMODATE ALL SIGNS SHOWN IN THIS PLAN SHEET.
- DESIGN AND CONSTRUCTION REQUIREMENTS FOR SIGN STRUCTURES SHALL ACCOMMODATE WIND VELOCITY OF 110 M.P.H.

* THESE DIMENSIONS SHALL BE USED FOR WIND LOAD AND DEAD LOAD COMPUTATIONS IN DESIGN OF STRUCTURE AND FOOTINGS. DESIGN AND CONSTRUCTION REQUIREMENTS FOR SIGN STRUCTURES SHALL ACCOMMODATE WIND VELOCITY OF 110 M.P.H.

OVERHEAD SIGN ASSEMBLY "D"
STA 135+00 -L-

5/11/2022
 User: tpcp@lko

TIP NO. I - 5987A	SHEET NO. SIGN - 4L
APPROVED: <i>William J. Hamilton</i> <small>A0580270468484</small>	
DATE: 5/11/2022	
SEAL 	
DOCUMENT NOT CONSIDERED FINAL UNLESS ALL SIGNATURES COMPLETED	
 RAMEY KEMP ASSOCIATES <small>5808 Faringdon Place Raleigh, North Carolina 27609 Phone: 919-872-5115</small>	



I-95 Southbound



NOTES:

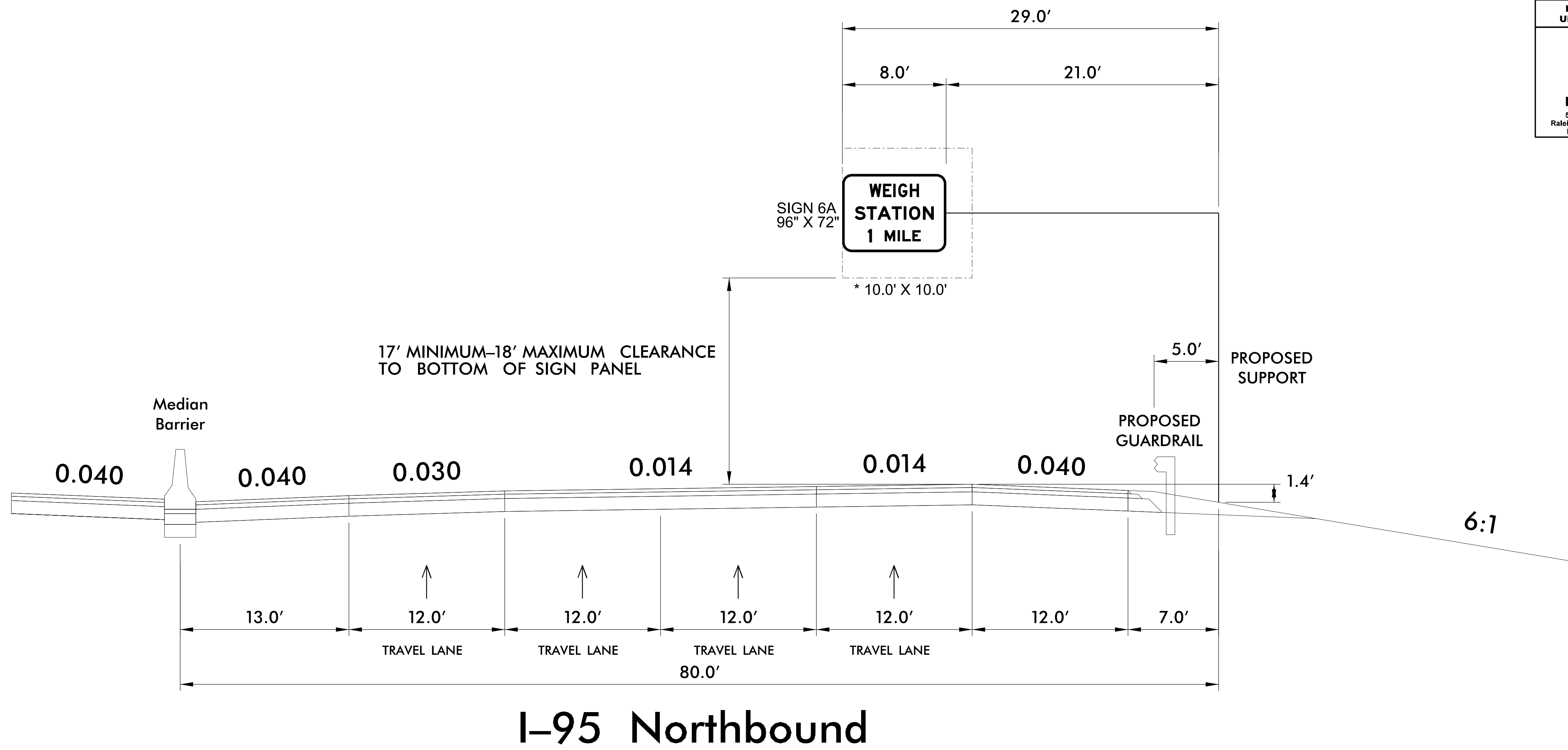
- IF THE CONTRACTOR BIDS ALUMINUM SIGN STRUCTURE, EACH SHALL BE PROVIDED WITH AN APPROVED HIGHWAY TRUSS DAMPER DEVICE IN ACCORDANCE WITH AASHTO SPECIFICATIONS.
- MOUNT SIGNS VERTICALLY CENTERED ON HORIZONTAL MEMBER OF STRUCTURE.
- FIELD VERIFICATION SHALL BE REQUIRED FOR ALL FOOTING ELEVATIONS, PER THE LATEST NCDOT STANDARD SPECIFICATIONS FOR ROADS AND STRUCTURES. PROVIDE FIELD VERIFICATION TO THE SIGNING SECTION.
- THE TOP OF THE FOOTING SHALL EXTEND AT LEAST 4 INCHES AND NOT MORE THAN 24 INCHES ABOVE THE HIGHEST POINT OF THE GROUND SURFACE AT THE FOOTING.
- SIGN HANGERS AND ATTACHMENT HARDWARE SHALL BE PROVIDED AND INSTALLED ON THE ASSEMBLY TO ACCOMMODATE ALL SIGNS SHOWN IN THIS PLAN SHEET.
- DESIGN AND CONSTRUCTION REQUIREMENTS FOR SIGN STRUCTURES SHALL ACCOMMODATE WIND VELOCITY OF 110 M.P.H.

* THESE DIMENSIONS SHALL BE USED FOR WIND LOAD AND DEAD LOAD COMPUTATIONS IN DESIGN OF STRUCTURE AND FOOTINGS. DESIGN AND CONSTRUCTION REQUIREMENTS FOR SIGN STRUCTURES SHALL ACCOMMODATE WIND VELOCITY OF 110 M.P.H.

OVERHEAD SIGN ASSEMBLY "E"
STA 162+00 -L-

5/11/2022
 User: ttpope@kca
 I:\5987A_Sign_Sign4K.dgn

TIP NO. I - 5987A	SHEET NO. SIGN - 4M
APPROVED: <i>William J. Hamilton</i> <small>AS0607046484</small>	
DATE: 5/11/2022	
SEAL 	
DOCUMENT NOT CONSIDERED FINAL UNLESS ALL SIGNATURES COMPLETED	
 <p>RAMEY KEMP ASSOCIATES 5808 Faringdon Place Raleigh, North Carolina 27609 Phone: 919-872-5115</p> <p>NC License No. C-0910 www.rameykemp.com</p>	





NOTES:

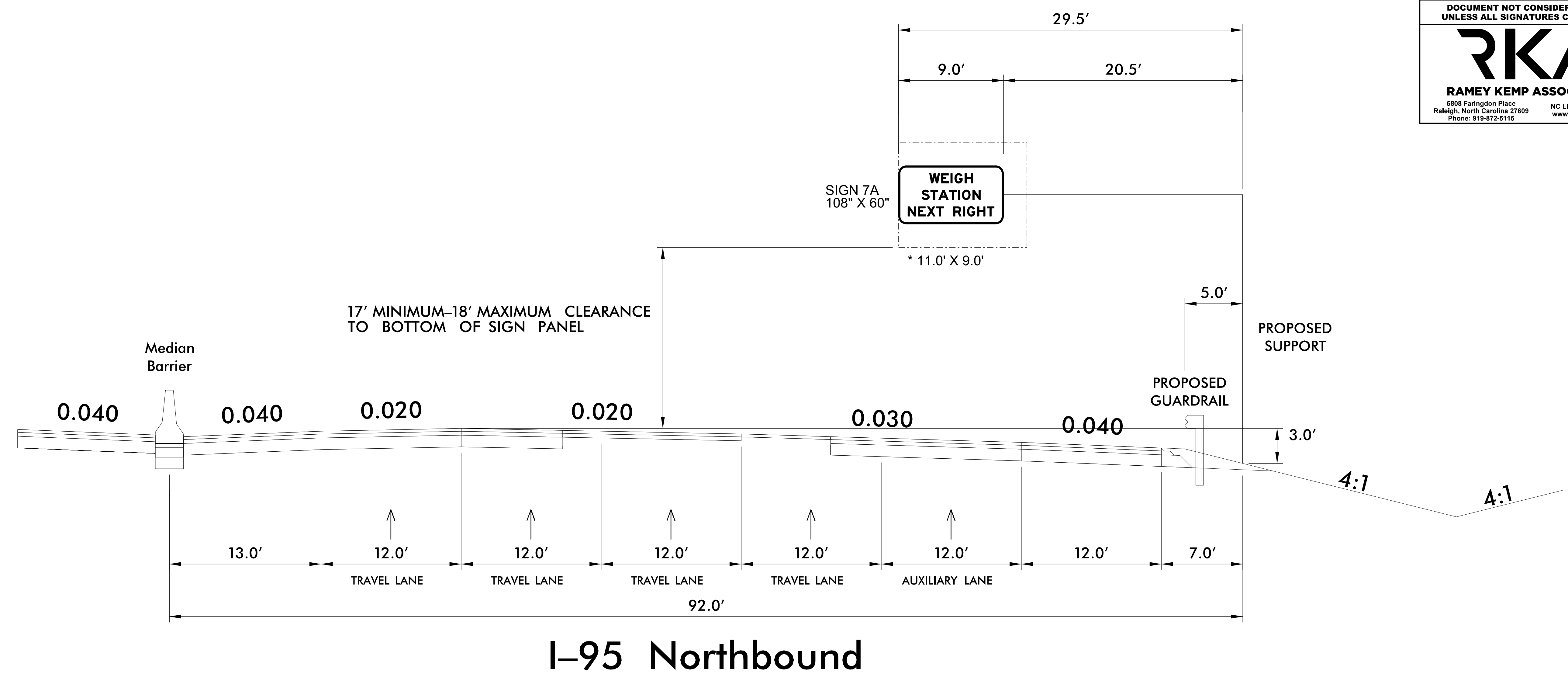
1. IF THE CONTRACTOR BIDS ALUMINUM SIGN STRUCTURE, EACH SHALL BE PROVIDED WITH AN APPROVED HIGHWAY TRUSS DAMPER DEVICE IN ACCORDANCE WITH AASHTO SPECIFICATIONS.
2. MOUNT SIGNS VERTICALLY CENTERED ON HORIZONTAL MEMBER OF STRUCTURE.
3. FIELD VERIFICATION SHALL BE REQUIRED FOR ALL FOOTING ELEVATIONS, PER THE LATEST NCDOT STANDARD SPECIFICATIONS FOR ROADS AND STRUCTURES. PROVIDE FIELD VERIFICATION TO THE SIGNING SECTION.
4. THE TOP OF THE FOOTING SHALL EXTEND AT LEAST 4 INCHES AND NOT MORE THAN 24 INCHES ABOVE THE HIGHEST POINT OF THE GROUND SURFACE AT THE FOOTING.
5. SIGN HANGERS AND ATTACHMENT HARDWARE SHALL BE PROVIDED AND INSTALLED ON THE ASSEMBLY TO ACCOMMODATE ALL SIGNS SHOWN IN THIS PLAN SHEET.
6. DESIGN AND CONSTRUCTION REQUIREMENTS FOR SIGN STRUCTURES SHALL ACCOMMODATE WIND VELOCITY OF 110 M.P.H.

* THESE DIMENSIONS SHALL BE USED FOR WIND LOAD AND DEAD LOAD COMPUTATIONS IN DESIGN OF STRUCTURE AND FOOTINGS. DESIGN AND CONSTRUCTION REQUIREMENTS FOR SIGN STRUCTURES SHALL ACCOMMODATE WIND VELOCITY OF 110 M.P.H.

OVERHEAD SIGN ASSEMBLY "F"
STA 172+00 -L-

5/11/2022
 User: tpope@rka

TIP NO. I - 5987A	SHEET NO. SIGN - 4N
APPROVED: <i>William J. Hamilton</i> AS560704648484	
DATE: 5/11/2022	
SEAL 	
DOCUMENT NOT CONSIDERED FINAL UNLESS ALL SIGNATURES COMPLETED	
 RAMEY KEMP ASSOCIATES 5808 Faringdon Place Raleigh, North Carolina 27609 Phone: 919-872-5115 NC License No. C-0910 www.rameykemp.com	



I-95 Northbound



NOTES:

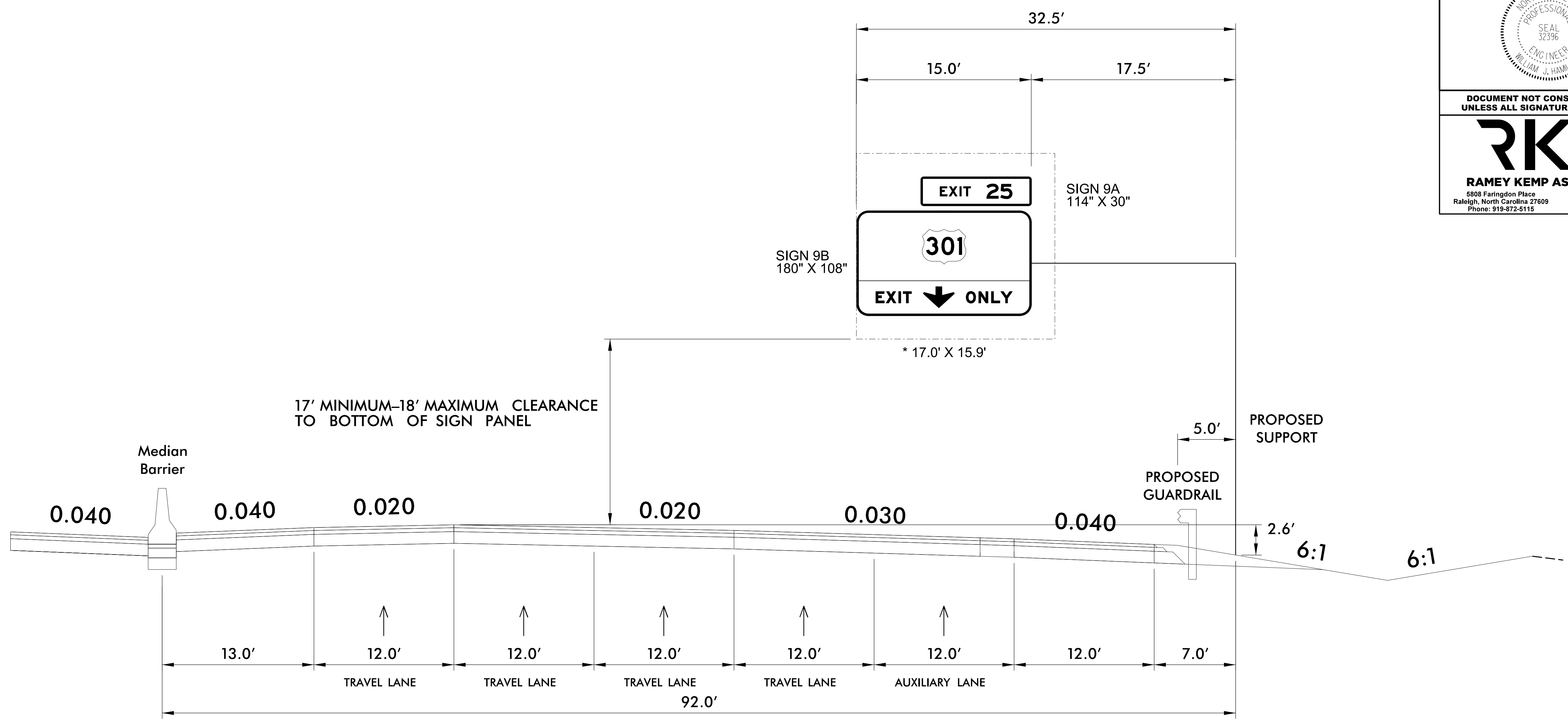
- IF THE CONTRACTOR BIDS ALUMINUM SIGN STRUCTURE, EACH SHALL BE PROVIDED WITH AN APPROVED HIGHWAY TRUSS DAMPER DEVICE IN ACCORDANCE WITH AASHTO SPECIFICATIONS.
- MOUNT SIGNS VERTICALLY CENTERED ON HORIZONTAL MEMBER OF STRUCTURE.
- FIELD VERIFICATION SHALL BE REQUIRED FOR ALL FOOTING ELEVATIONS, PER THE LATEST NCDOT STANDARD SPECIFICATIONS FOR ROADS AND STRUCTURES. PROVIDE FIELD VERIFICATION TO THE SIGNING SECTION.
- THE TOP OF THE FOOTING SHALL EXTEND AT LEAST 4 INCHES AND NOT MORE THAN 24 INCHES ABOVE THE HIGHEST POINT OF THE GROUND SURFACE AT THE FOOTING.
- SIGN HANGERS AND ATTACHMENT HARDWARE SHALL BE PROVIDED AND INSTALLED ON THE ASSEMBLY TO ACCOMMODATE ALL SIGNS SHOWN IN THIS PLAN SHEET.
- DESIGN AND CONSTRUCTION REQUIREMENTS FOR SIGN STRUCTURES SHALL ACCOMMODATE WIND VELOCITY OF 110 M.P.H.

* THESE DIMENSIONS SHALL BE USED FOR WIND LOAD AND DEAD LOAD COMPUTATIONS IN DESIGN OF STRUCTURE AND FOOTINGS. DESIGN AND CONSTRUCTION REQUIREMENTS FOR SIGN STRUCTURES SHALL ACCOMMODATE WIND VELOCITY OF 110 M.P.H.

OVERHEAD SIGN ASSEMBLY "G"
STA 206+00 -L-

5/11/2022
 User: tpcp@rka.com

TIP NO. I - 5987A	SHEET NO. SIGN - 40
APPROVED: <i>William J. Hamilton</i> <small>AD59070498884</small>	
DATE: 5/11/2022	
SEAL 	
DOCUMENT NOT CONSIDERED FINAL UNLESS ALL SIGNATURES COMPLETED	
 RAMEY KEMP ASSOCIATES 5808 Faringdon Place Raleigh, North Carolina 27609 Phone: 919-872-5115 NC License No. C-0910 www.rameykemp.com	



I-95 Northbound

NOTES:

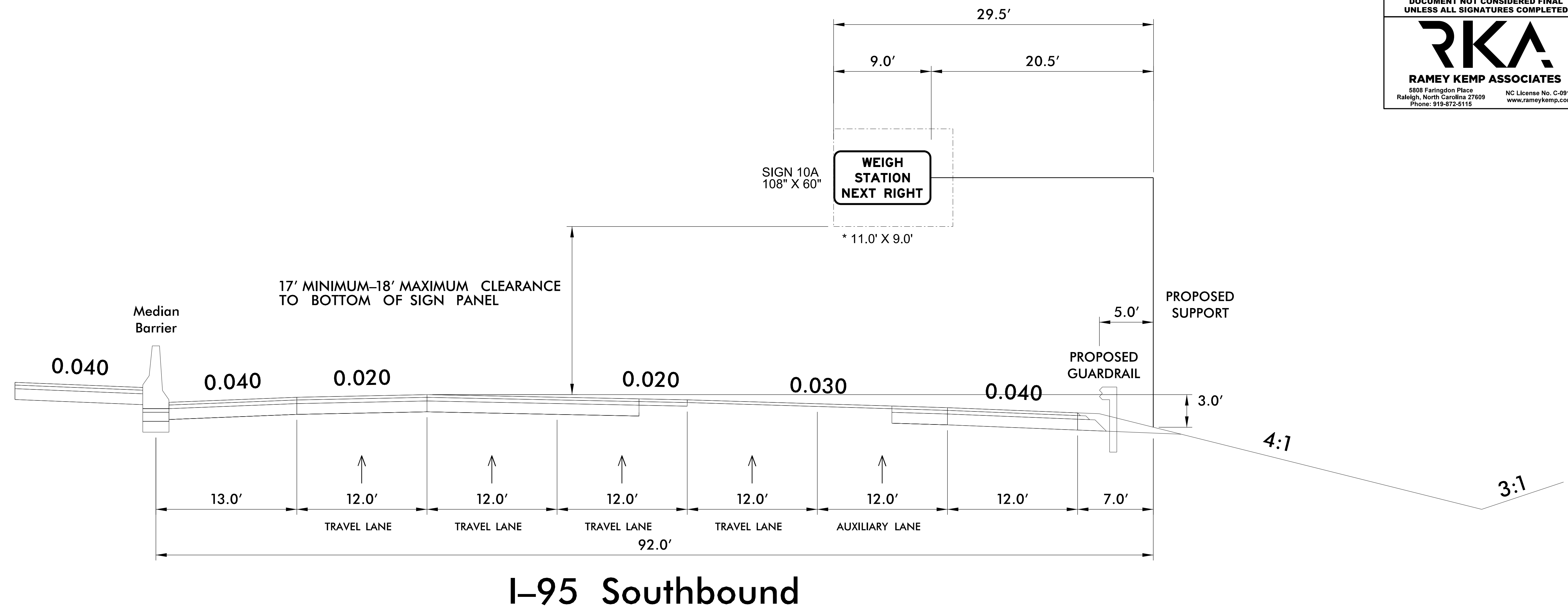
- IF THE CONTRACTOR BIDS ALUMINUM SIGN STRUCTURE, EACH SHALL BE PROVIDED WITH AN APPROVED HIGHWAY TRUSS DAMPER DEVICE IN ACCORDANCE WITH AASHTO SPECIFICATIONS.
- MOUNT SIGNS VERTICALLY CENTERED ON HORIZONTAL MEMBER OF STRUCTURE.
- FIELD VERIFICATION SHALL BE REQUIRED FOR ALL FOOTING ELEVATIONS, PER THE LATEST NCDOT STANDARD SPECIFICATIONS FOR ROADS AND STRUCTURES. PROVIDE FIELD VERIFICATION TO THE SIGNING SECTION.
- THE TOP OF THE FOOTING SHALL EXTEND AT LEAST 4 INCHES AND NOT MORE THAN 24 INCHES ABOVE THE HIGHEST POINT OF THE GROUND SURFACE AT THE FOOTING.
- SIGN HANGERS AND ATTACHMENT HARDWARE SHALL BE PROVIDED AND INSTALLED ON THE ASSEMBLY TO ACCOMMODATE ALL SIGNS SHOWN IN THIS PLAN SHEET.
- DESIGN AND CONSTRUCTION REQUIREMENTS FOR SIGN STRUCTURES SHALL ACCOMMODATE WIND VELOCITY OF 110 M.P.H.

* THESE DIMENSIONS SHALL BE USED FOR WIND LOAD AND DEAD LOAD COMPUTATIONS IN DESIGN OF STRUCTURE AND FOOTINGS. DESIGN AND CONSTRUCTION REQUIREMENTS FOR SIGN STRUCTURES SHALL ACCOMMODATE WIND VELOCITY OF 110 M.P.H.

**OVERHEAD SIGN ASSEMBLY "H"
STA 246+00 -L-**

5/11/2022
 I:\15987A_Sign_Sign40.dgn
 User: tpope@rka

TIP NO. I - 5987A	SHEET NO. SIGN - 4P
APPROVED: <i>William J. Hamilton</i> DATE: 5/11/2022	
DOCUMENT NOT CONSIDERED FINAL UNLESS ALL SIGNATURES COMPLETED	
RAMEY KEMP ASSOCIATES 5808 Faringdon Place Raleigh, North Carolina 27609 Phone: 919-872-5115	



I-95 Southbound



NOTES:

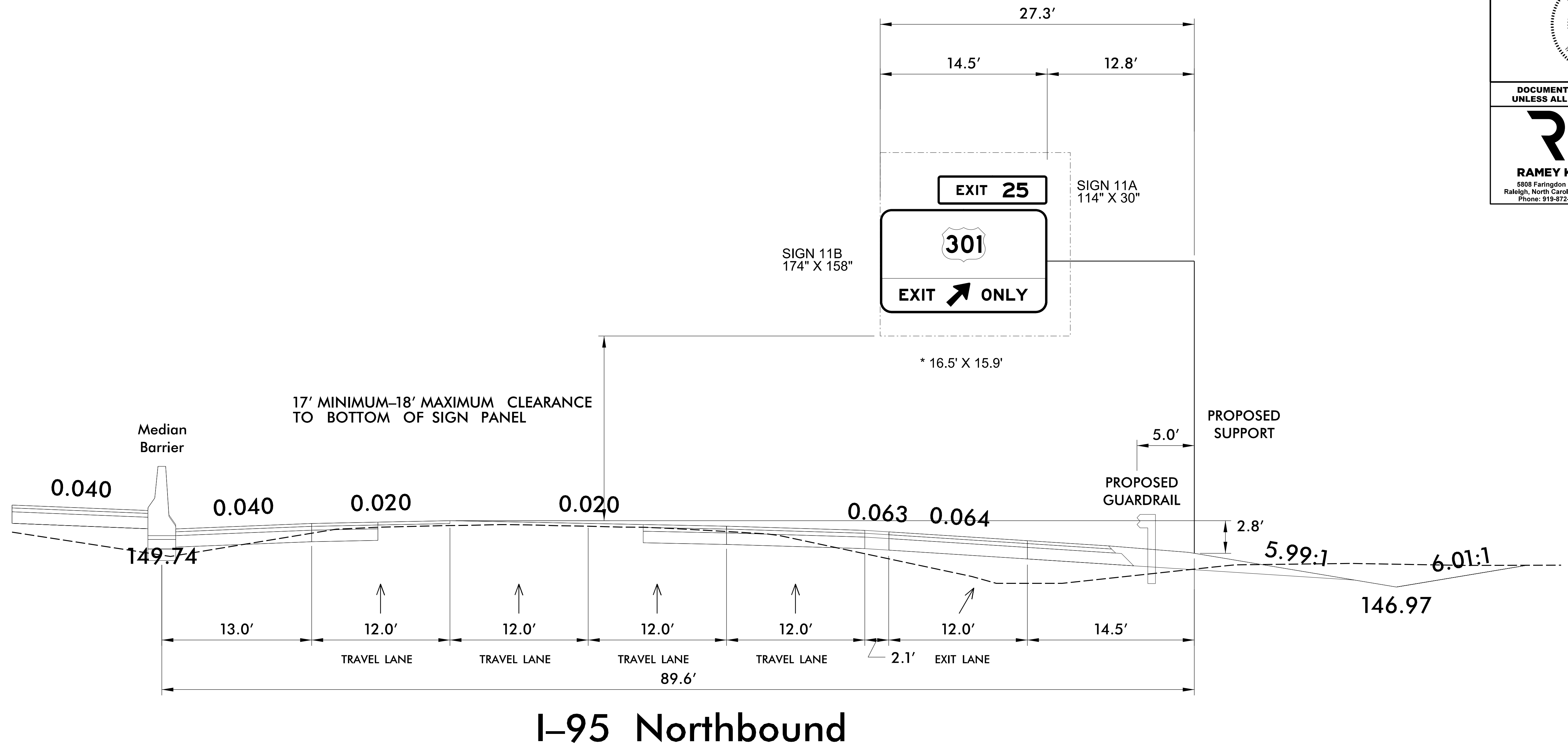
1. IF THE CONTRACTOR BIDS ALUMINUM SIGN STRUCTURE, EACH SHALL BE PROVIDED WITH AN APPROVED HIGHWAY TRUSS DAMPER DEVICE IN ACCORDANCE WITH AASHTO SPECIFICATIONS.
2. MOUNT SIGNS VERTICALLY CENTERED ON HORIZONTAL MEMBER OF STRUCTURE.
3. FIELD VERIFICATION SHALL BE REQUIRED FOR ALL FOOTING ELEVATIONS, PER THE LATEST NCDOT STANDARD SPECIFICATIONS FOR ROADS AND STRUCTURES. PROVIDE FIELD VERIFICATION TO THE SIGNING SECTION.
4. THE TOP OF THE FOOTING SHALL EXTEND AT LEAST 4 INCHES AND NOT MORE THAN 24 INCHES ABOVE THE HIGHEST POINT OF THE GROUND SURFACE AT THE FOOTING.
5. SIGN HANGERS AND ATTACHMENT HARDWARE SHALL BE PROVIDED AND INSTALLED ON THE ASSEMBLY TO ACCOMMODATE ALL SIGNS SHOWN IN THIS PLAN SHEET.
6. DESIGN AND CONSTRUCTION REQUIREMENTS FOR SIGN STRUCTURES SHALL ACCOMMODATE WIND VELOCITY OF 110 M.P.H.

* THESE DIMENSIONS SHALL BE USED FOR WIND LOAD AND DEAD LOAD COMPUTATIONS IN DESIGN OF STRUCTURE AND FOOTINGS. DESIGN AND CONSTRUCTION REQUIREMENTS FOR SIGN STRUCTURES SHALL ACCOMMODATE WIND VELOCITY OF 110 M.P.H.

**OVERHEAD SIGN ASSEMBLY "I"
STA 252+00 -L-**

5/11/2022
 I:\5987A_Sign_Sign4P.dgn
 User: tpope@rka

TIP NO. I - 5987A	SHEET NO. SIGN - 4Q
APPROVED: <i>William J. Hamilton</i> AGS0070464844	
DATE: 5/11/2022	
	
DOCUMENT NOT CONSIDERED FINAL UNLESS ALL SIGNATURES COMPLETED	
 RAMEY KEMP ASSOCIATES <small>5808 Faringdon Place Raleigh, North Carolina 27609 Phone: 919-872-5115</small>	



I-95 Northbound



NOTES:

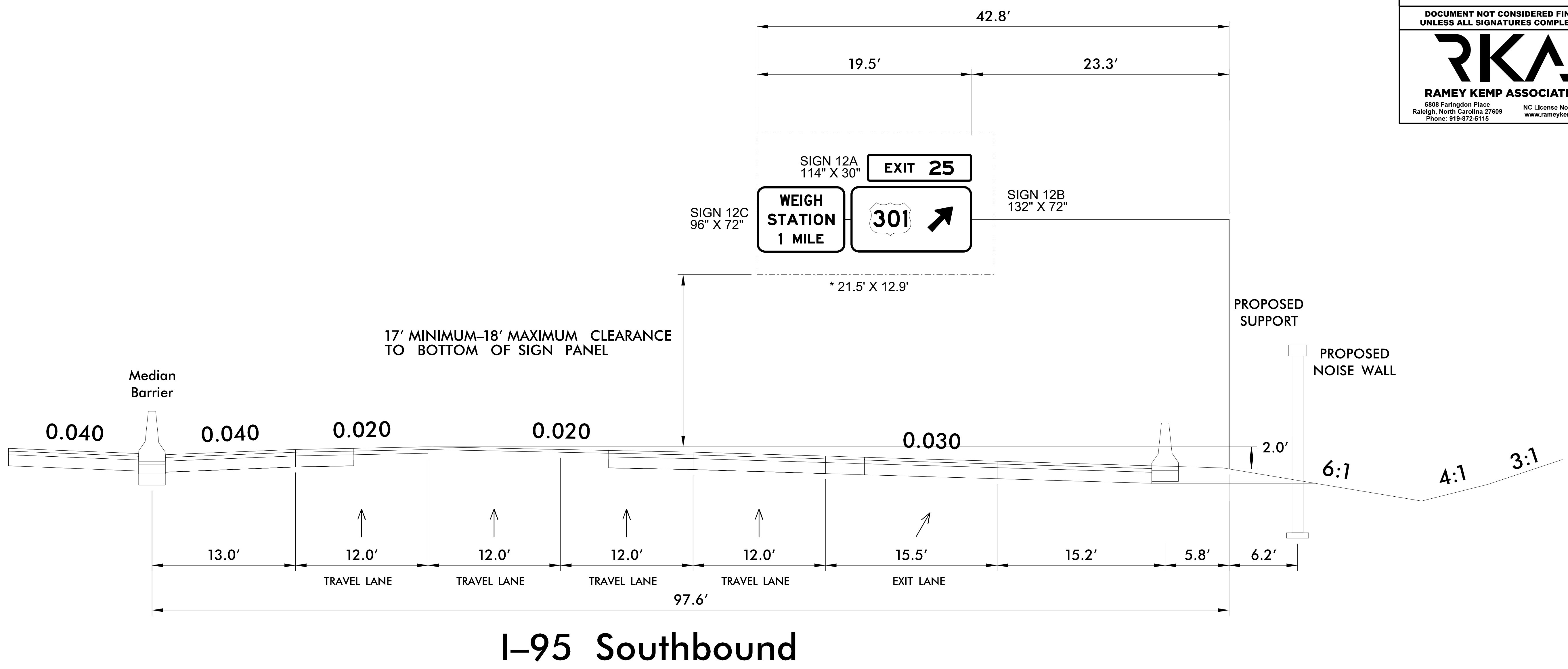
1. IF THE CONTRACTOR BIDS ALUMINUM SIGN STRUCTURE, EACH SHALL BE PROVIDED WITH AN APPROVED HIGHWAY TRUSS DAMPER DEVICE IN ACCORDANCE WITH AASHTO SPECIFICATIONS.
2. MOUNT SIGNS VERTICALLY CENTERED ON HORIZONTAL MEMBER OF STRUCTURE.
3. FIELD VERIFICATION SHALL BE REQUIRED FOR ALL FOOTING ELEVATIONS, PER THE LATEST NCDOT STANDARD SPECIFICATIONS FOR ROADS AND STRUCTURES. PROVIDE FIELD VERIFICATION TO THE SIGNING SECTION.
4. THE TOP OF THE FOOTING SHALL EXTEND AT LEAST 4 INCHES AND NOT MORE THAN 24 INCHES ABOVE THE HIGHEST POINT OF THE GROUND SURFACE AT THE FOOTING.
5. SIGN HANGERS AND ATTACHMENT HARDWARE SHALL BE PROVIDED AND INSTALLED ON THE ASSEMBLY TO ACCOMMODATE ALL SIGNS SHOWN IN THIS PLAN SHEET.
6. DESIGN AND CONSTRUCTION REQUIREMENTS FOR SIGN STRUCTURES SHALL ACCOMMODATE WIND VELOCITY OF 110 M.P.H.

* THESE DIMENSIONS SHALL BE USED FOR WIND LOAD AND DEAD LOAD COMPUTATIONS IN DESIGN OF STRUCTURE AND FOOTINGS. DESIGN AND CONSTRUCTION REQUIREMENTS FOR SIGN STRUCTURES SHALL ACCOMMODATE WIND VELOCITY OF 110 M.P.H.

OVERHEAD SIGN ASSEMBLY "J"
STA 271+50 -L-

5/11/2022 11:15:58 AM I:\5987A_Sign_Sign40.dgn User: tpope@rka

TIP NO. I - 5987A	SHEET NO. SIGN - 4R
APPROVED: <i>William J. Hamilton</i> A05800704848484	
DATE: 5/11/2022	
SEAL 	
DOCUMENT NOT CONSIDERED FINAL UNLESS ALL SIGNATURES COMPLETED	
 RAMEY KEMP ASSOCIATES 5808 Faringdon Place Raleigh, North Carolina 27609 Phone: 919-872-5115 NC License No. C-0910 www.rameykemp.com	





NOTES:

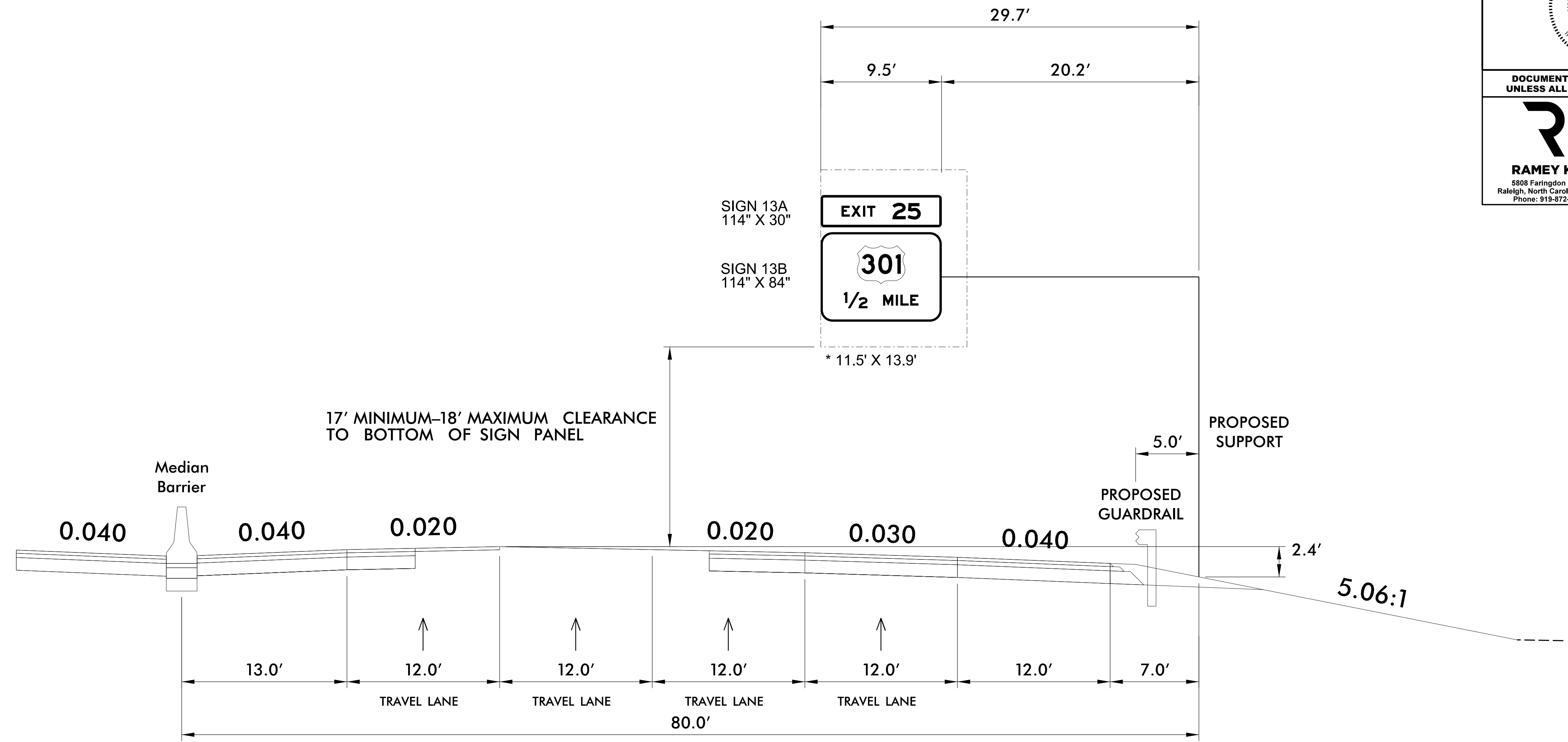
- IF THE CONTRACTOR BIDS ALUMINUM SIGN STRUCTURE, EACH SHALL BE PROVIDED WITH AN APPROVED HIGHWAY TRUSS DAMPER DEVICE IN ACCORDANCE WITH AASHTO SPECIFICATIONS.
- MOUNT SIGNS VERTICALLY CENTERED ON HORIZONTAL MEMBER OF STRUCTURE.
- FIELD VERIFICATION SHALL BE REQUIRED FOR ALL FOOTING ELEVATIONS, PER THE LATEST NCDOT STANDARD SPECIFICATIONS FOR ROADS AND STRUCTURES. PROVIDE FIELD VERIFICATION TO THE SIGNING SECTION.
- THE TOP OF THE FOOTING SHALL EXTEND AT LEAST 4 INCHES AND NOT MORE THAN 24 INCHES ABOVE THE HIGHEST POINT OF THE GROUND SURFACE AT THE FOOTING.
- SIGN HANGERS AND ATTACHMENT HARDWARE SHALL BE PROVIDED AND INSTALLED ON THE ASSEMBLY TO ACCOMMODATE ALL SIGNS SHOWN IN THIS PLAN SHEET.
- DESIGN AND CONSTRUCTION REQUIREMENTS FOR SIGN STRUCTURES SHALL ACCOMMODATE WIND VELOCITY OF 110 M.P.H.

* THESE DIMENSIONS SHALL BE USED FOR WIND LOAD AND DEAD LOAD COMPUTATIONS IN DESIGN OF STRUCTURE AND FOOTINGS. DESIGN AND CONSTRUCTION REQUIREMENTS FOR SIGN STRUCTURES SHALL ACCOMMODATE WIND VELOCITY OF 110 M.P.H.

OVERHEAD SIGN ASSEMBLY "K"
STA 304+90 -L-

5/11/2022
User: tpcp@rka

TIP NO. I - 5987A	SHEET NO. SIGN - 4S
DESIGNED BY: <i>William J. Hamilton</i> APPROVED: <i>William J. Hamilton</i> DATE: 5/11/2022	
SEAL 	
DOCUMENT NOT CONSIDERED FINAL UNLESS ALL SIGNATURES COMPLETED	
 RAMEY KEMP ASSOCIATES 5808 Faringdon Place Raleigh, North Carolina 27609 Phone: 919-872-5115 NC License No. C-0910 www.rameykemp.com	



I-95 Southbound



NOTES:

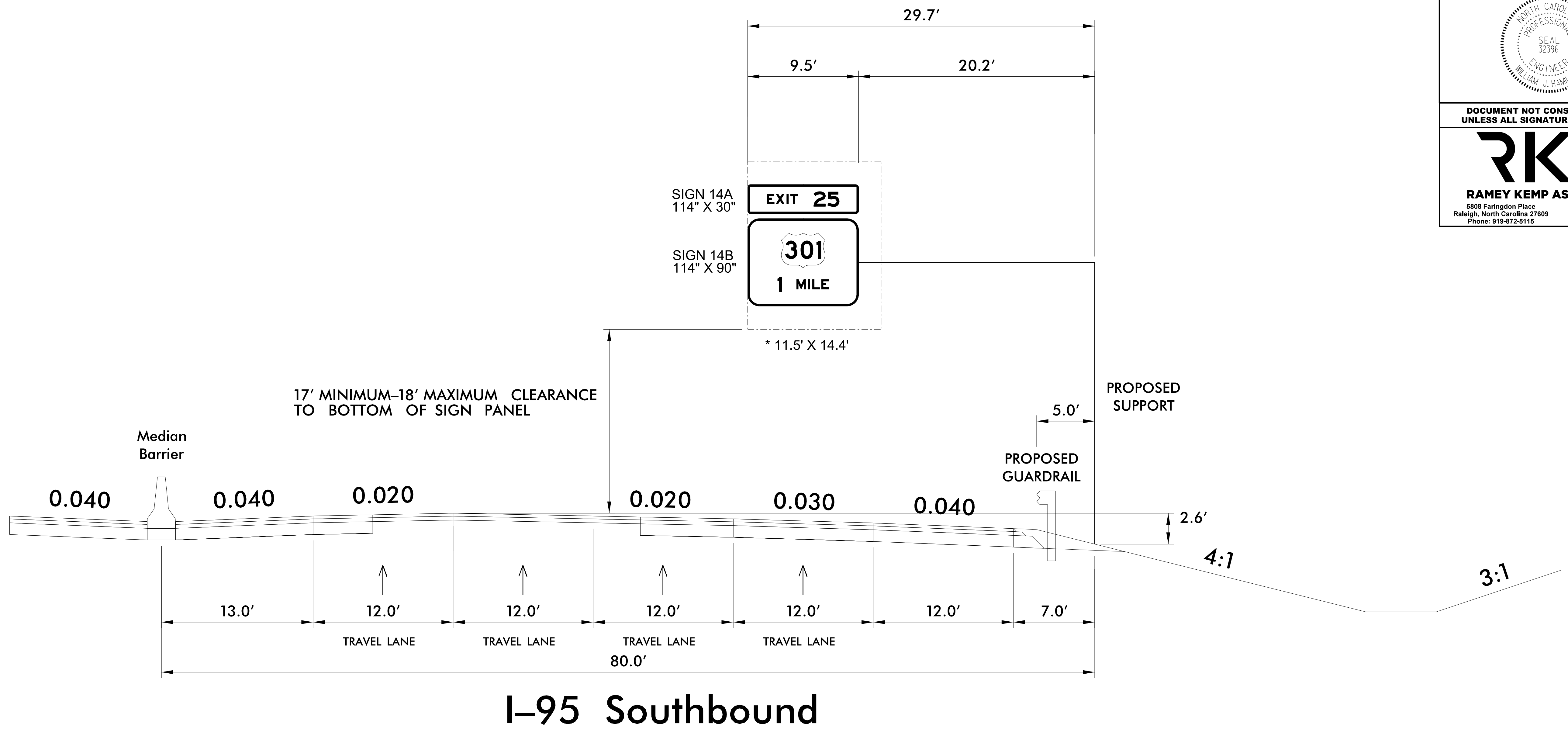
- IF THE CONTRACTOR BIDS ALUMINUM SIGN STRUCTURE, EACH SHALL BE PROVIDED WITH AN APPROVED HIGHWAY TRUSS DAMPER DEVICE IN ACCORDANCE WITH AASHTO SPECIFICATIONS.
- MOUNT SIGNS VERTICALLY CENTERED ON HORIZONTAL MEMBER OF STRUCTURE.
- FIELD VERIFICATION SHALL BE REQUIRED FOR ALL FOOTING ELEVATIONS, PER THE LATEST NCDOT STANDARD SPECIFICATIONS FOR ROADS AND STRUCTURES. PROVIDE FIELD VERIFICATION TO THE SIGNING SECTION.
- THE TOP OF THE FOOTING SHALL EXTEND AT LEAST 4 INCHES AND NOT MORE THAN 24 INCHES ABOVE THE HIGHEST POINT OF THE GROUND SURFACE AT THE FOOTING.
- SIGN HANGERS AND ATTACHMENT HARDWARE SHALL BE PROVIDED AND INSTALLED ON THE ASSEMBLY TO ACCOMMODATE ALL SIGNS SHOWN IN THIS PLAN SHEET.
- DESIGN AND CONSTRUCTION REQUIREMENTS FOR SIGN STRUCTURES SHALL ACCOMMODATE WIND VELOCITY OF 110 M.P.H.

* THESE DIMENSIONS SHALL BE USED FOR WIND LOAD AND DEAD LOAD COMPUTATIONS IN DESIGN OF STRUCTURE AND FOOTINGS. DESIGN AND CONSTRUCTION REQUIREMENTS FOR SIGN STRUCTURES SHALL ACCOMMODATE WIND VELOCITY OF 110 M.P.H.

OVERHEAD SIGN ASSEMBLY "L"
STA 331+00 -L-

5/11/2022
 User: tpcp@rka.com

TIP NO. I - 5987A	SHEET NO. SIGN - 4T
APPROVED: <i>William J. Hamilton</i> <small>AGS0070464844</small>	
DATE: 5/11/2022	
SEAL 	
DOCUMENT NOT CONSIDERED FINAL UNLESS ALL SIGNATURES COMPLETED	
 RAMEY KEMP ASSOCIATES 5808 Faringdon Place Raleigh, North Carolina 27609 Phone: 919-872-5115 NC License No. C-0910 www.rameykemp.com	



I-95 Southbound



NOTES:

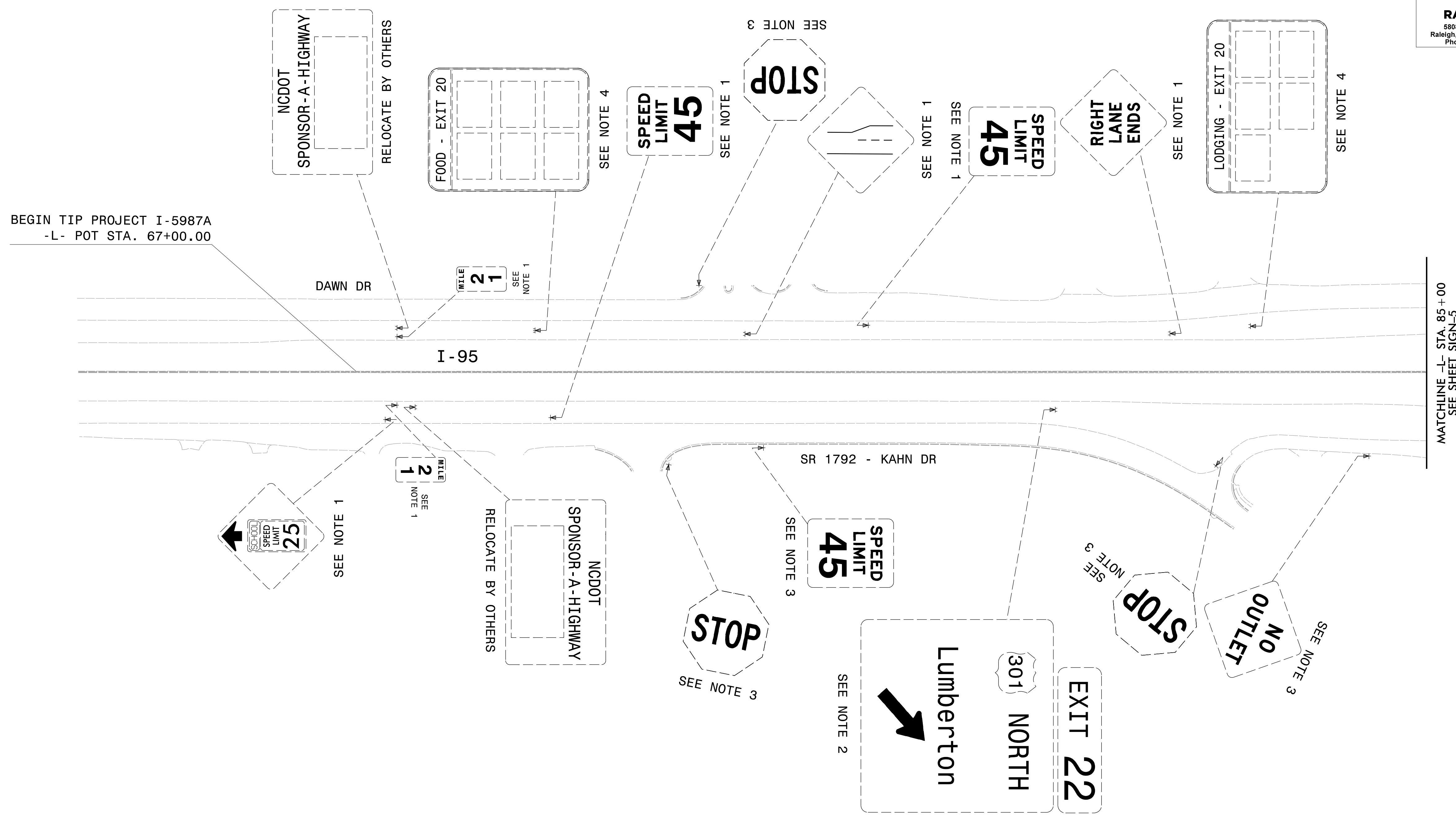
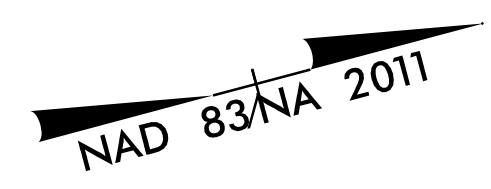
- IF THE CONTRACTOR BIDS ALUMINUM SIGN STRUCTURE, EACH SHALL BE PROVIDED WITH AN APPROVED HIGHWAY TRUSS DAMPER DEVICE IN ACCORDANCE WITH AASHTO SPECIFICATIONS.
- MOUNT SIGNS VERTICALLY CENTERED ON HORIZONTAL MEMBER OF STRUCTURE.
- FIELD VERIFICATION SHALL BE REQUIRED FOR ALL FOOTING ELEVATIONS, PER THE LATEST NCDOT STANDARD SPECIFICATIONS FOR ROADS AND STRUCTURES. PROVIDE FIELD VERIFICATION TO THE SIGNING SECTION.
- THE TOP OF THE FOOTING SHALL EXTEND AT LEAST 4 INCHES AND NOT MORE THAN 24 INCHES ABOVE THE HIGHEST POINT OF THE GROUND SURFACE AT THE FOOTING.
- SIGN HANGERS AND ATTACHMENT HARDWARE SHALL BE PROVIDED AND INSTALLED ON THE ASSEMBLY TO ACCOMMODATE ALL SIGNS SHOWN IN THIS PLAN SHEET.
- DESIGN AND CONSTRUCTION REQUIREMENTS FOR SIGN STRUCTURES SHALL ACCOMMODATE WIND VELOCITY OF 110 M.P.H.

* THESE DIMENSIONS SHALL BE USED FOR WIND LOAD AND DEAD LOAD COMPUTATIONS IN DESIGN OF STRUCTURE AND FOOTINGS. DESIGN AND CONSTRUCTION REQUIREMENTS FOR SIGN STRUCTURES SHALL ACCOMMODATE WIND VELOCITY OF 110 M.P.H.



OVERHEAD SIGN ASSEMBLY "M"
STA 358+00 -L-

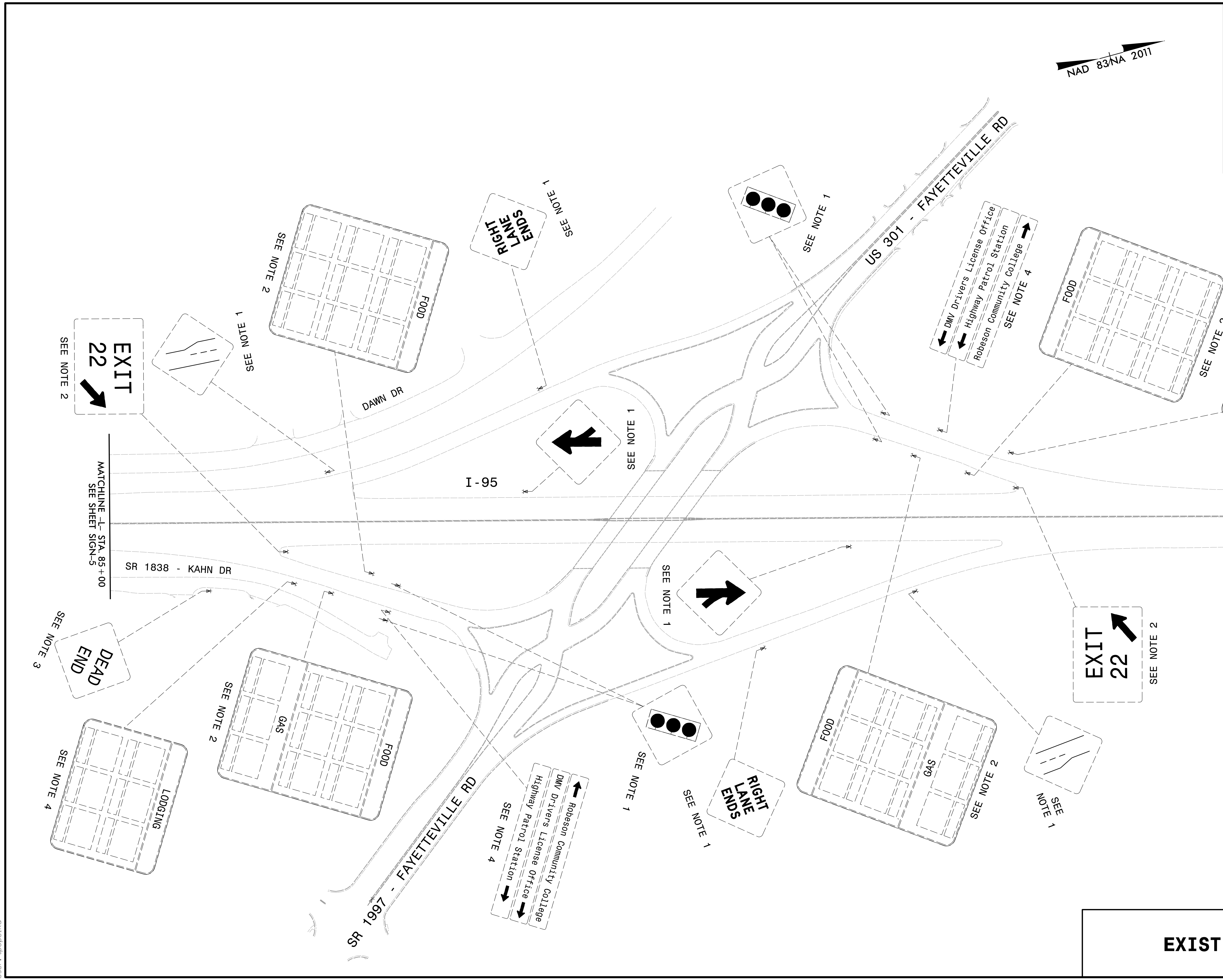
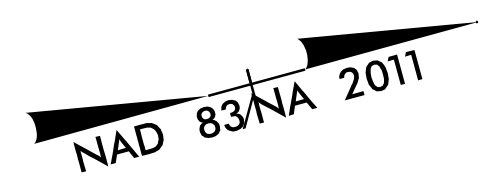
5/11/2022
 User: tpope@kca

TIP NO. I - 5987A	SHEET NO. SIGN-5
APPROVED: <i>William J. Hamilton</i> <small>AD000070464844</small>	
DATE: 5/11/2022	
SEAL 	
DOCUMENT NOT CONSIDERED FINAL UNLESS ALL SIGNATURES COMPLETED	
 RAMEY KEMP ASSOCIATES <small>5808 Faringdon Place Raleigh, North Carolina 27609 Phone: 919-872-5115</small> <small>NC License No. C-0910 www.rameykemp.com</small>	





5/11/2022
I:\5987A_Sign_Sign05.dgn
User: tpopelko

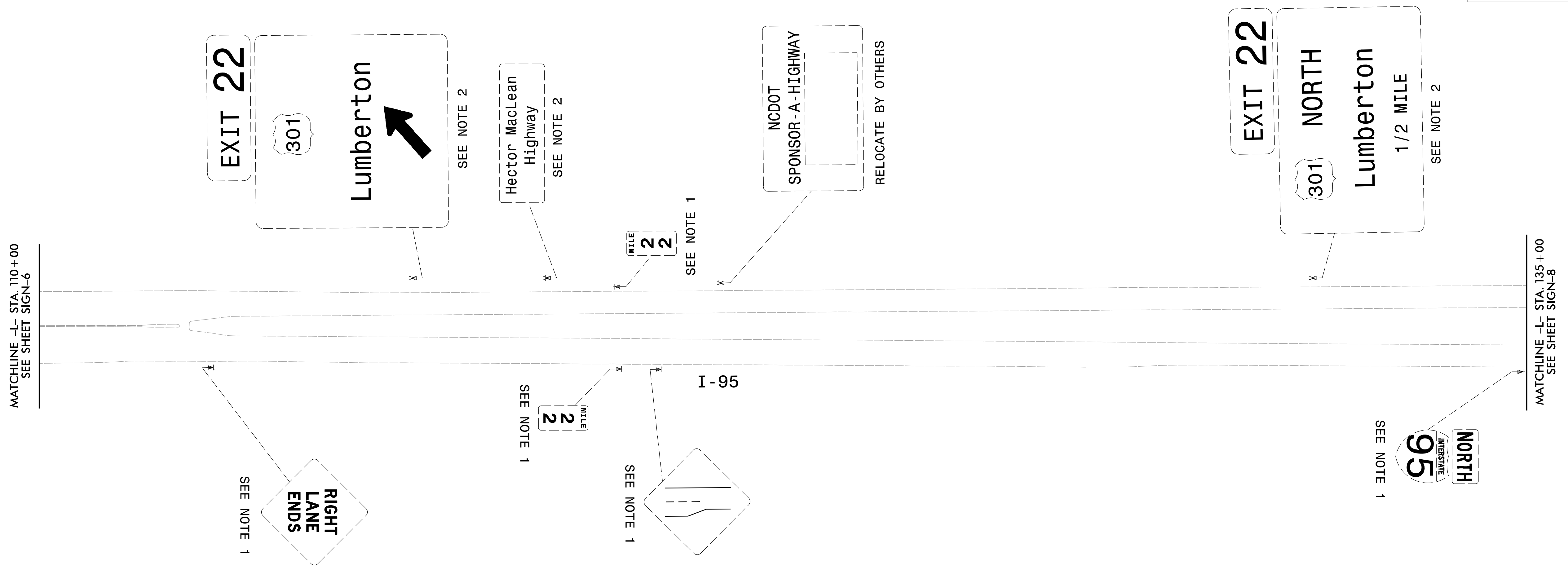
TIP NO. I - 5987A	SHEET NO. SIGN-6
<small>DocuSign by:</small> APPROVED <i>William J. Hamilton</i> <small>A056007046484</small>	
DATE: 5/11/2022	
SEAL 	
DOCUMENT NOT CONSIDERED FINAL UNLESS ALL SIGNATURES COMPLETED	
 RAMEY KEMP ASSOCIATES <small>5808 Farington Place Raleigh, North Carolina 27609 Phone: 919-872-5115</small>	
<small>NC License No. C-0910 www.rameykemp.com</small>	





EXISTING SIGNS

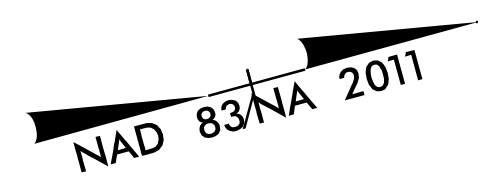
TIP NO. I - 5987A	SHEET NO. SIGN - 7
<small>Drawn/Signed by:</small> APPROVED <u>William J. Hamilton</u> <small>A05600704645484</small>	
DATE: 5/11/2022	
SEAL 	
DOCUMENT NOT CONSIDERED FINAL UNLESS ALL SIGNATURES COMPLETED	
 RAMEY KEMP ASSOCIATES <small>5808 Faringdon Place Raleigh, North Carolina 27609 Phone: 919-872-5115</small>	

NAD 83/NA 2011

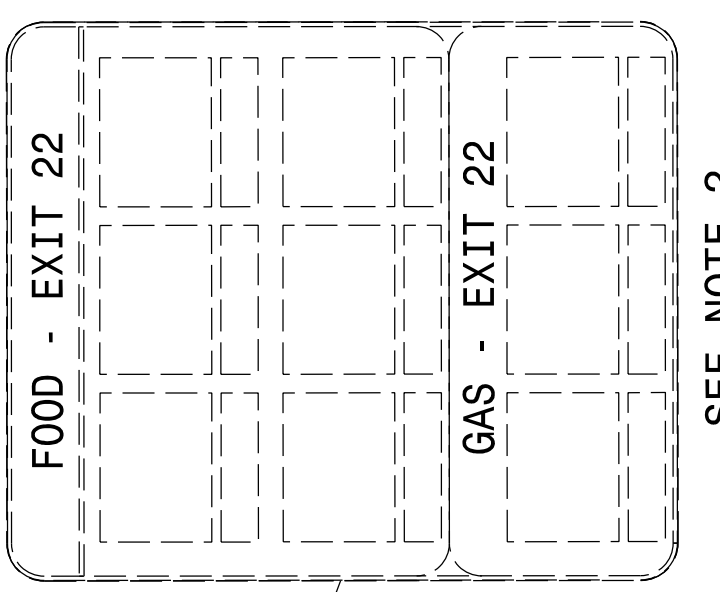


EXISTING SIGNS

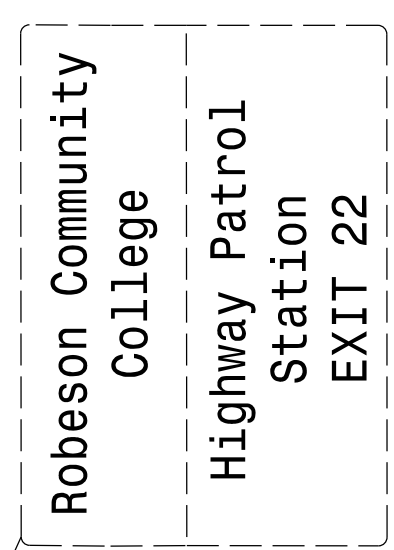
TIP NO. I - 5987A	SHEET NO. SIGN-8
APPROVED: <i>William J. Hamilton</i> <small>ADSS0070488484</small>	
DATE: 5/11/2022	
SEAL 	
DOCUMENT NOT CONSIDERED FINAL UNLESS ALL SIGNATURES COMPLETED	
 RAMEY KEMP ASSOCIATES <small>5808 Faringdon Place Raleigh, North Carolina 27609 Phone: 919-872-5115</small> <small>NC License No. C-0910 www.rameykemp.com</small>	



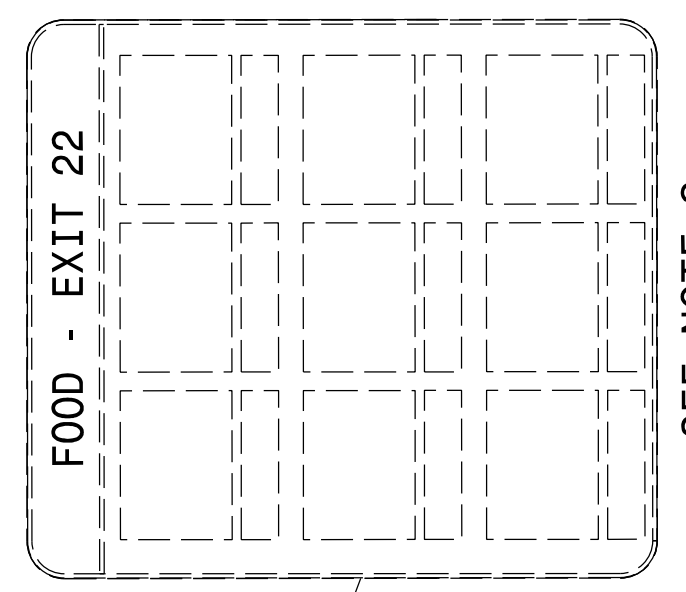
MATCHLINE -L- STA. 135+00
SEE SHEET SIGN-7



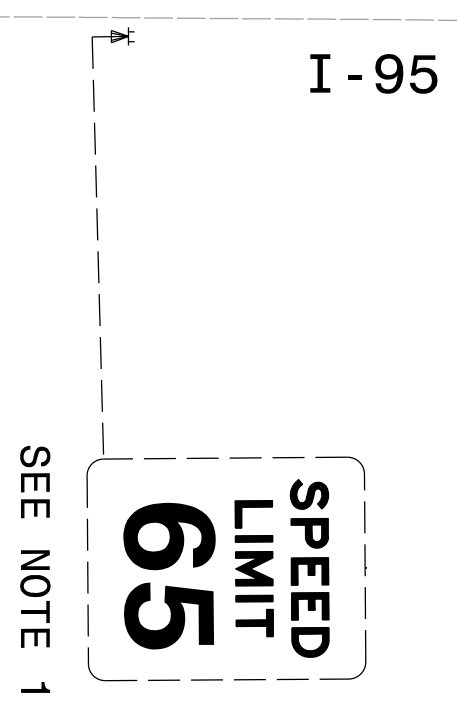
SEE NOTE 2



SEE NOTE 2





SEE NOTE 2

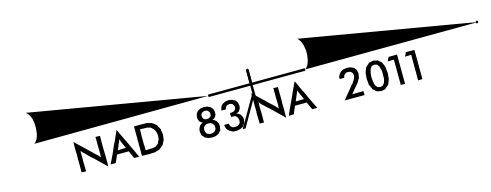


SEE NOTE 1

MATCHLINE -L- STA. 160+00
SEE SHEET SIGN-9

EXISTING SIGNS

TIP NO. I-5987A	SHEET NO. SIGN-9
APPROVED: <i>William J. Hamilton</i> DATE: 5/11/2022	
SEAL 	
DOCUMENT NOT CONSIDERED FINAL UNLESS ALL SIGNATURES COMPLETED	
 RAMEY KEMP ASSOCIATES <small>5808 Faringdon Place Raleigh, North Carolina 27609 Phone: 919-872-5115</small>	



MATCHLINE -L- STA. 160+00
SEE SHEET SIGN-8

I-95

WEIGH
STATION
1 MILE
SEE NOTE 2

(MILE)
2
3
SEE NOTE 1

Lumberton
Next 4 Exits
SEE NOTE 2



(MILE)
2
3
SEE NOTE 1

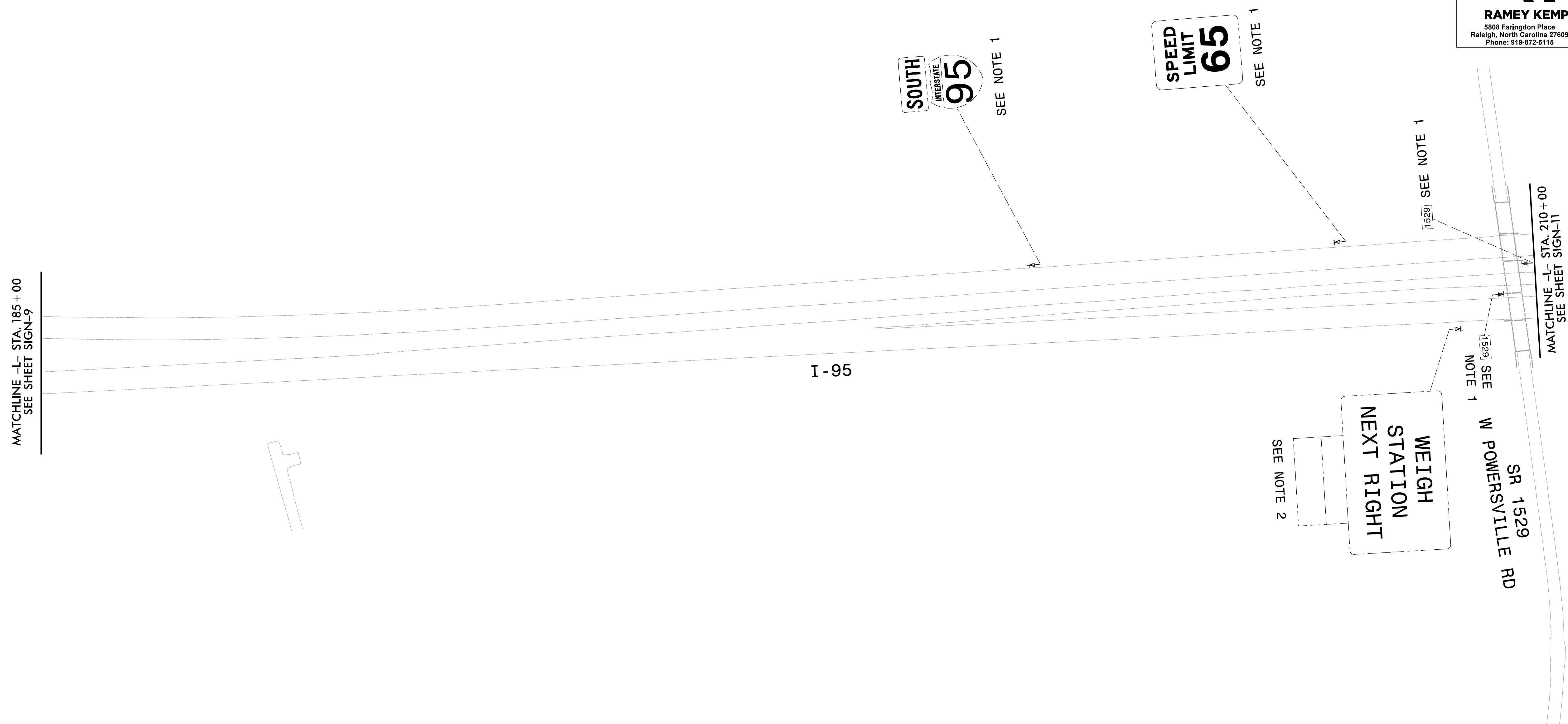
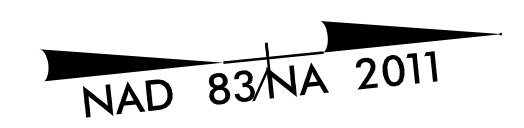
LODGING - EXIT 22
SEE NOTE 4

ALL TRUCKS
NEXT RIGHT
SEE NOTE 2

MATCHLINE -L- STA. 185+00
SEE SHEET SIGN-10



EXISTING SIGNS

TIP NO. I - 5987A	SHEET NO. SIGN - 10
Drawn/Signed by: <u>William J. Hamilton</u> APPROVED: <u>William J. Hamilton</u> <small>AD090070464844</small>	
DATE: 5/11/2022	
SEAL 	
DOCUMENT NOT CONSIDERED FINAL UNLESS ALL SIGNATURES COMPLETED	
 RAMEY KEMP ASSOCIATES <small>5808 Faringdon Place Raleigh, North Carolina 27609 Phone: 919-872-5115</small>	

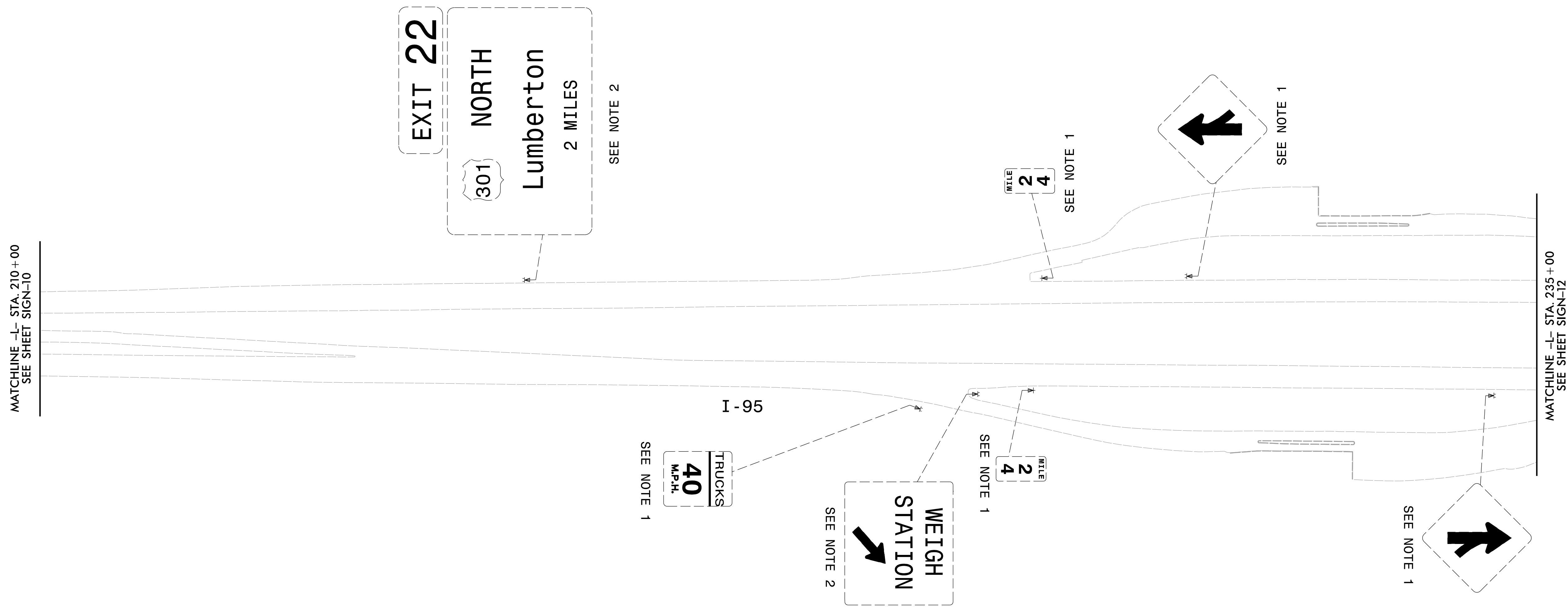


5/11/2022
I:\15987A_Sign_Sign10.dgn
User: tpope\k



EXISTING SIGNS

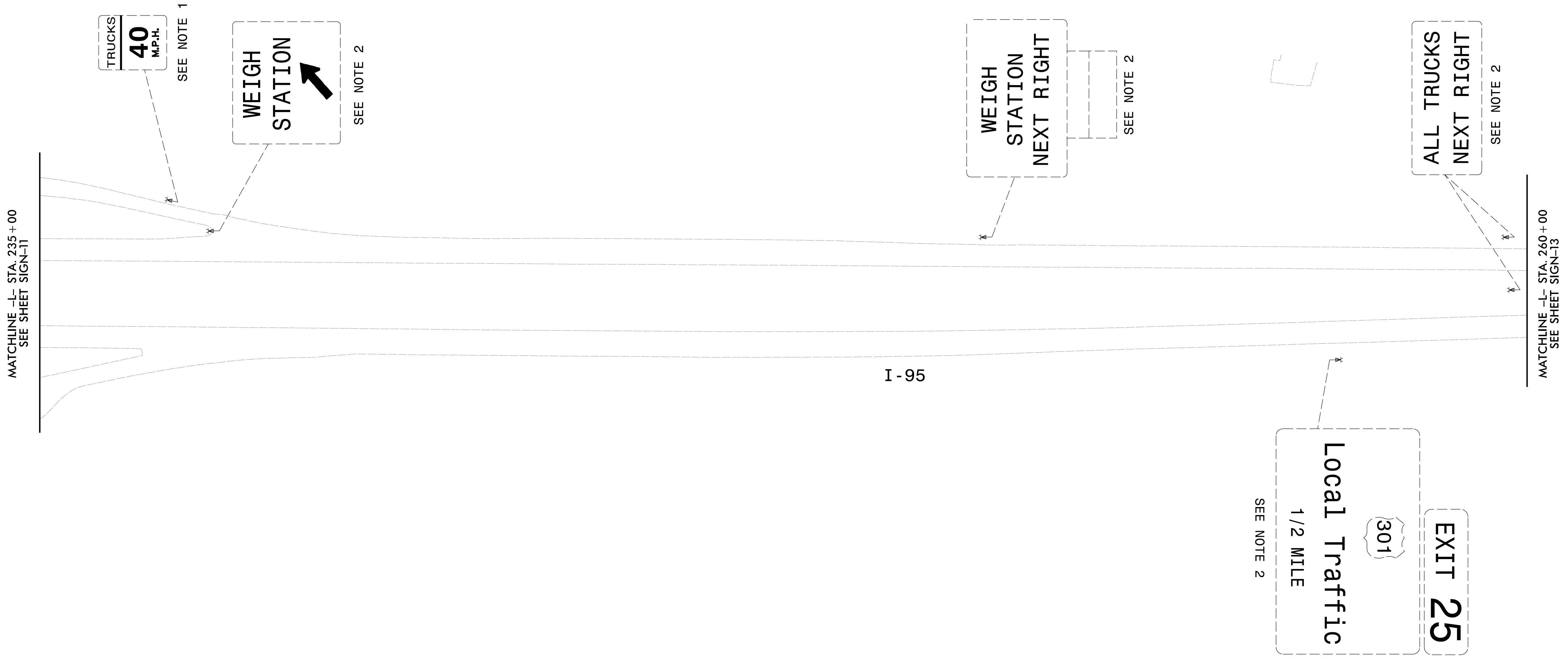
TIP NO.	SHEET NO.
I-5987A	SIGN-11
APPROVED: <i>William J. Hamilton</i> A05500704648484	
DATE: 5/11/2022	
SEAL	
	
DOCUMENT NOT CONSIDERED FINAL UNLESS ALL SIGNATURES COMPLETED	
	
RAMEY KEMP ASSOCIATES <small>5508 Faringdon Place Raleigh, North Carolina 27609 Phone: 919-872-5115</small>	

NAD 83/NA 2011





EXISTING SIGNS

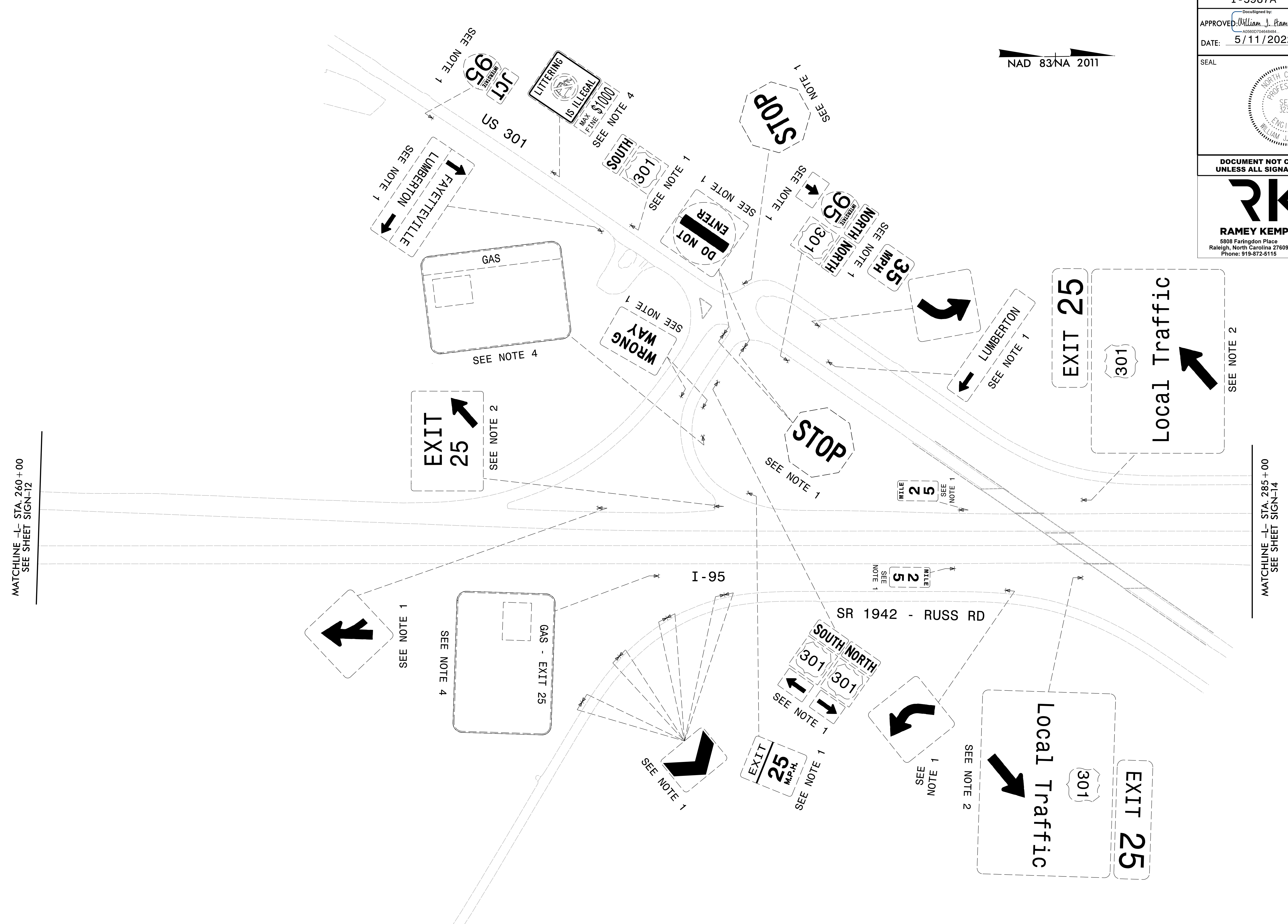
TIP NO. I - 5987A	SHEET NO. SIGN - 12
<small>Drawn/Signed by:</small> APPROVED: <u>William J. Hamilton</u> <small>A056070464584</small>	
DATE: 5/11/2022	
SEAL 	
DOCUMENT NOT CONSIDERED FINAL UNLESS ALL SIGNATURES COMPLETED	
 RAMEY KEMP ASSOCIATES <small>5808 Faringdon Place Raleigh, North Carolina 27609 Phone: 919-872-5115</small> <small>NC License No. C-0910 www.rameykemp.com</small>	





EXISTING SIGNS

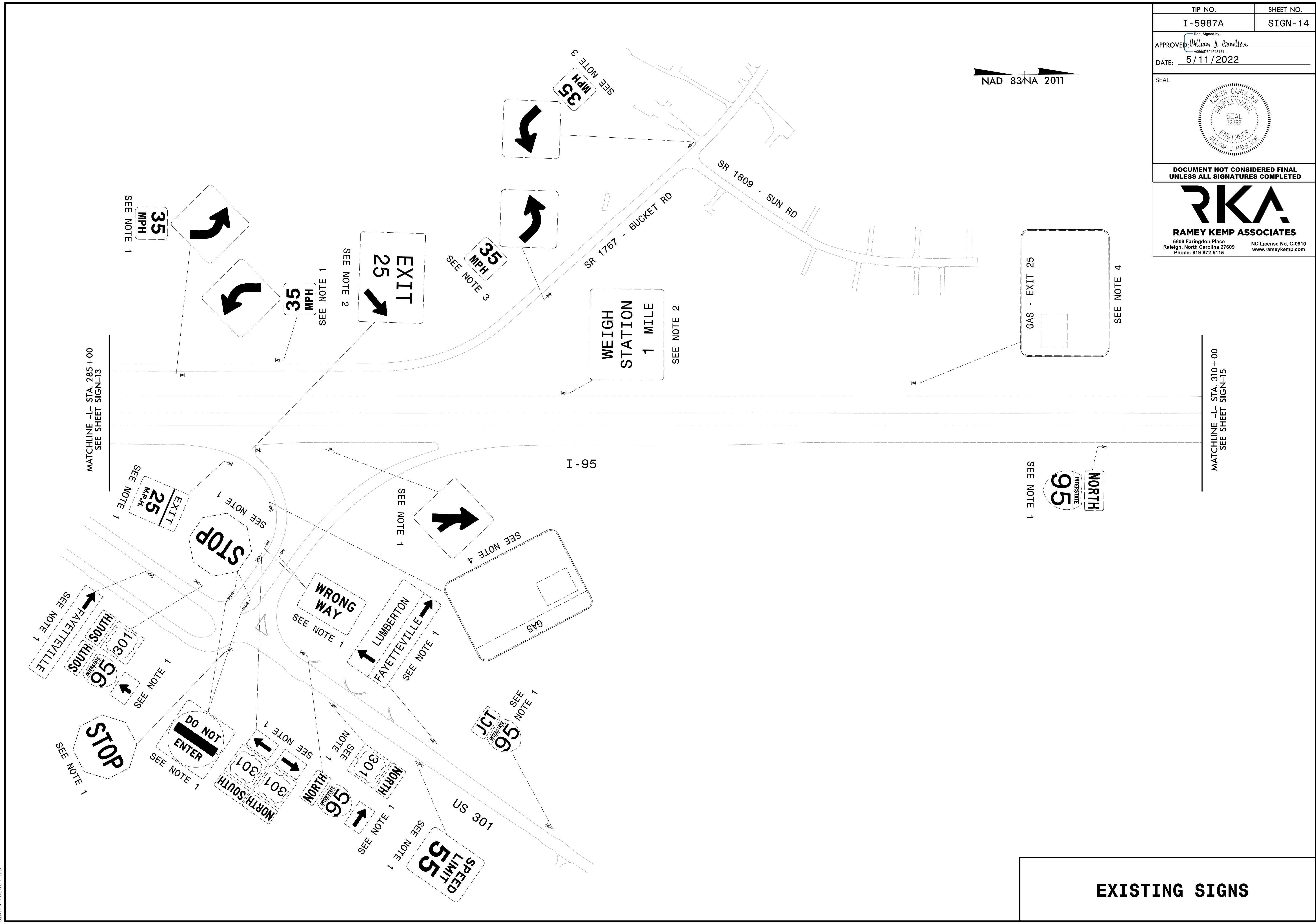
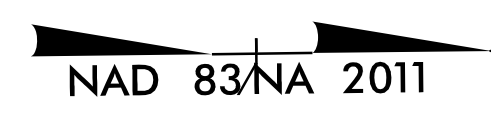
TIP NO. I - 5987A	SHEET NO. SIGN - 13
APPROVED: <i>William J. Hamilton</i> AS0507046484	
DATE: 5/11/2022	
SEAL 	
DOCUMENT NOT CONSIDERED FINAL UNLESS ALL SIGNATURES COMPLETED	
 RAMEY KEMP ASSOCIATES <small>5808 Faringdon Place Raleigh, North Carolina 27609 Phone: 919-872-5115</small>	

NAD 83/NA 2011





EXISTING SIGNS

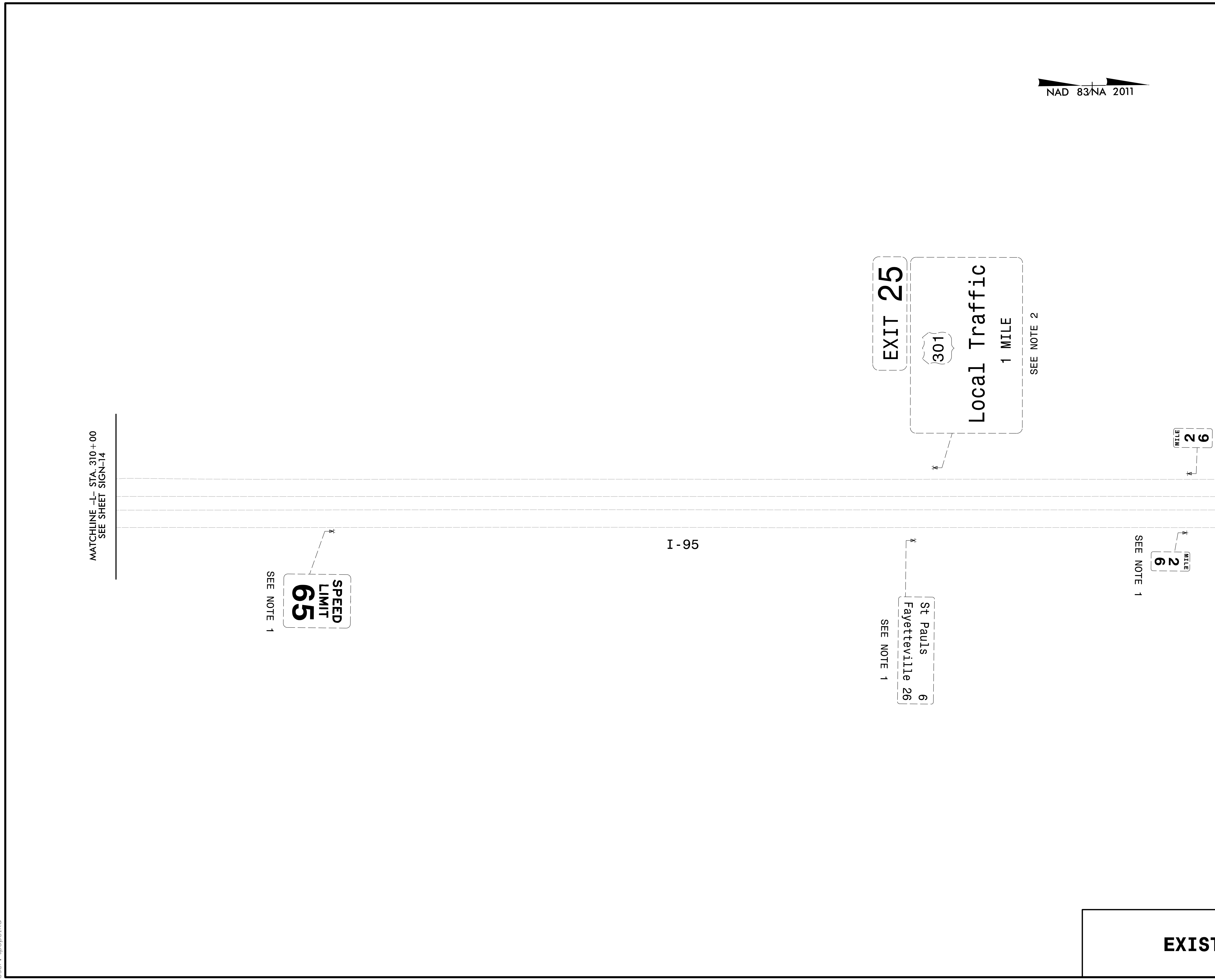
TIP NO. I - 5987A	SHEET NO. SIGN - 14
<small>DocuSigned by:</small> APPROVED: <i>William J. Hamilton</i> <small>ASS00070464884</small>	
DATE: 5/11/2022	
SEAL 	
DOCUMENT NOT CONSIDERED FINAL UNLESS ALL SIGNATURES COMPLETED	
 RAMEY KEMP ASSOCIATES <small>5808 Faringdon Place Raleigh, North Carolina 27609 Phone: 919-872-5115</small>	



EXISTING SIGNS



5/11/2022
I:\5987A_Sign_Sign14.dgn
User: tpopelko

TIP NO.	SHEET NO.
I-5987A	SIGN-15
APPROVED: <u>William J. Hamilton</u> <small>AS950704648484</small>	
DATE: <u>5/11/2022</u>	
SEAL	
	
DOCUMENT NOT CONSIDERED FINAL UNLESS ALL SIGNATURES COMPLETED	
 RAMEY KEMP ASSOCIATES <small>5808 Faringdon Place Raleigh, North Carolina 27609 Phone: 919-872-5115</small>	



5/11/2022
I:\5987A_Sign_Sign15.dgn
User: tpope\k

EXISTING SIGNS

TIP NO.	SHEET NO.
I - 5987A	SIGN - 16
<small>DESIGNED BY:</small> APPROVED: <i>William J. Hamilton</i> <small>AD50077488454</small>	
DATE: 5/11/2022	
SEAL 	
DOCUMENT NOT CONSIDERED FINAL UNLESS ALL SIGNATURES COMPLETED	
 RAMEY KEMP ASSOCIATES <small>5808 Faringdon Place Raleigh, North Carolina 27609 Phone: 919-872-5115</small> <small>NC License No. C-0910 www.rameykemp.com</small>	





MATCHLINE -L- STA. 335 + 00
SEE SHEET SIGN-15

MATCHLINE -L- STA. 360 + 00
SEE SHEET SIGN-17

I - 95

**NO EXISTING SIGNS
THIS SHEET**

EXISTING SIGNS

TIP NO.	SHEET NO.
I - 5987A	SIGN - 17
APPROVED <i>William J. Hamilton</i> <small>AS06070468484</small>	
DATE: 5/11/2022	
SEAL 	
DOCUMENT NOT CONSIDERED FINAL UNLESS ALL SIGNATURES COMPLETED	
 RAMEY KEMP ASSOCIATES <small>5808 Farington Place Raleigh, North Carolina 27609 Phone: 919-872-5115</small>	





MATCHLINE -L- STA. 360 + 00
SEE SHEET SIGN-16


MATCHLINE -L- STA. 385 + 00
SEE SHEET SIGN-18

I - 95

**NO EXISTING SIGNS
THIS SHEET**



EXISTING SIGNS

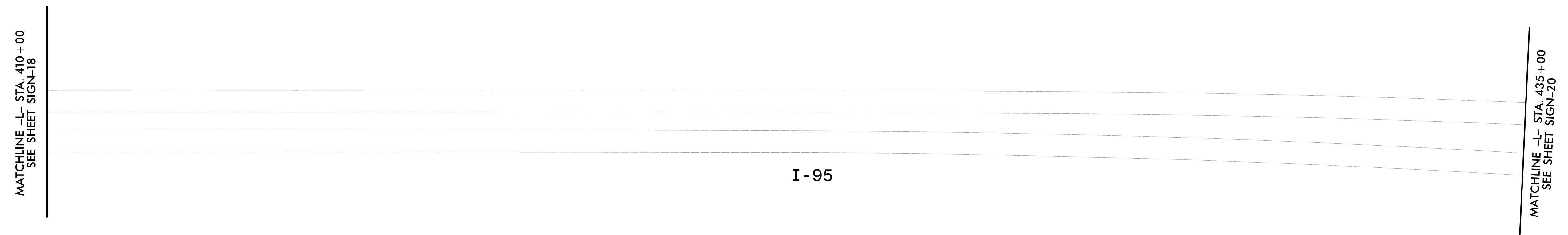
TIP NO.	SHEET NO.
I - 5987A	SIGN - 18
APPROVED: <i>William J. Hamilton</i> <small>AS050704648484</small>	
DATE: 5/11/2022	
SEAL	
	
DOCUMENT NOT CONSIDERED FINAL UNLESS ALL SIGNATURES COMPLETED	
	
RAMEY KEMP ASSOCIATES <small>5808 Faringdon Place Raleigh, North Carolina 27609 Phone: 919-872-5115</small>	



5/11/2022
 \\...15987A_Sgn_Sign18.dgn
 User: tpope\k



EXISTING SIGNS

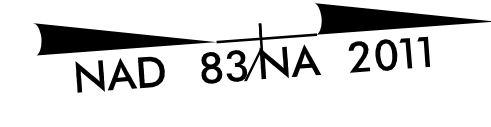
TIP NO.	SHEET NO.
I - 5987A	SIGN - 19
APPROVED <i>William J. Hamilton</i> <small>A0560734848484</small>	
DATE: 5/11/2022	
SEAL	
	
DOCUMENT NOT CONSIDERED FINAL UNLESS ALL SIGNATURES COMPLETED	
	
RAMEY KEMP ASSOCIATES <small>5808 Faringdon Place Raleigh, North Carolina 27609 Phone: 919-872-5115</small> <small>NC License No. C-0910 www.rameykemp.com</small>	




NO EXISTING SIGNS
THIS SHEET

EXISTING SIGNS



TIP NO.	SHEET NO.
I - 5987A	SIGN - 20
APPROVED: <i>William J. Hamilton</i> A0590070464844	
DATE: 5/11/2022	
SEAL	
	
DOCUMENT NOT CONSIDERED FINAL UNLESS ALL SIGNATURES COMPLETED	
	
RAMEY KEMP ASSOCIATES <small>5808 Faringdon Place Raleigh, North Carolina 27609 Phone: 919-872-5115</small>	


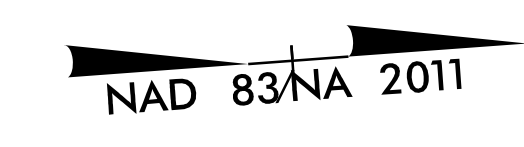


SR 1758 - W MCDUFFIE CROSSING RD





EXISTING SIGNS

TIP NO.	SHEET NO.
I - 5987A	SIGN - 21
APPROVED: <i>William J. Hamilton</i> <small>DESIGNED BY: WJH <small>PROJECT NUMBER: 15987A</small></small>	
DATE: 5/11/2022	
SEAL	
	
DOCUMENT NOT CONSIDERED FINAL UNLESS ALL SIGNATURES COMPLETED	
	
RAMEY KEMP ASSOCIATES <small>5808 Faringdon Place Raleigh, North Carolina 27609 Phone: 919-872-5115</small> <small>NC License No. C-0910 www.rameykemp.com</small>	



EXISTING SIGNS

TIP NO.	SHEET NO.
I-5987A	SIGN-22
<small>Discussed by</small> APPROVED: <i>William J. Hamilton</i> <small>AS0607040484</small>	
DATE: 5/11/2022	
SEAL	
	
DOCUMENT NOT CONSIDERED FINAL UNLESS ALL SIGNATURES COMPLETED	
 RAMEY KEMP ASSOCIATES <small>5808 Faringdon Place Raleigh, North Carolina 27609 Phone: 919-872-5115</small> <small>NC License No. C-0910 www.rameykemp.com</small>	

NAD 83/NA 2011

SR 1760 - CEDAR GROVE CHURCH RD

END TIP PROJECT I-5987A
-L- POT STA. 495+00.00

I-95

MILE 29

SEE NOTE 1

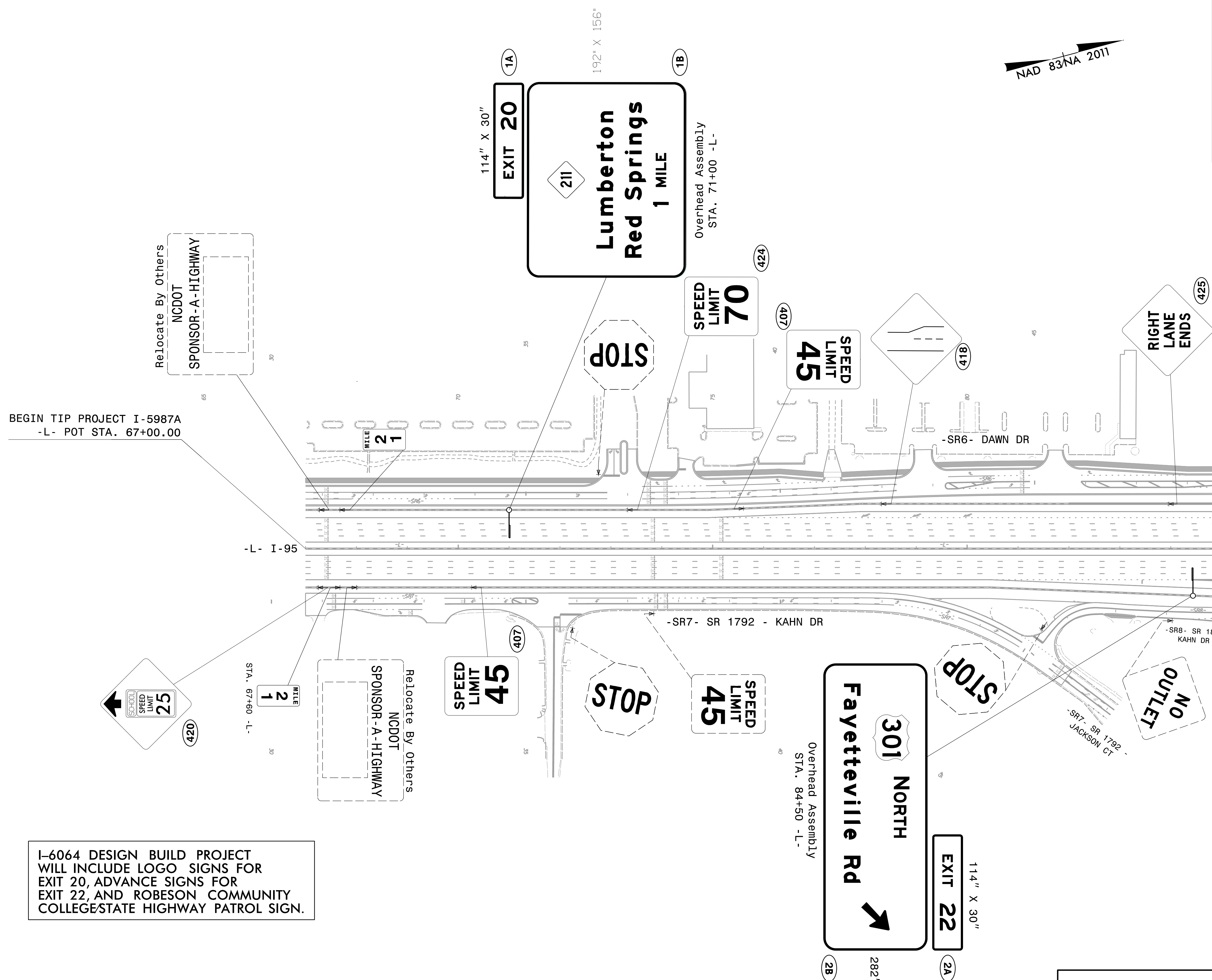
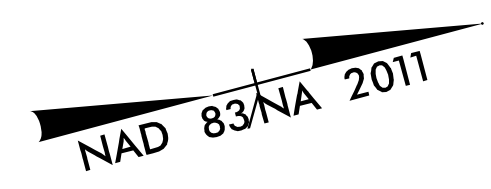
MILE 29

SEE NOTE 1

MATCHLINE -L- STA. 485+00
SEE SHEET SIGN-21

EXISTING SIGNS

TIP NO.	SHEET NO.
I - 5987A	SIGN - 23
APPROVED: <i>William J. Hamilton</i>	
DATE: 5/11/2022	
SEAL	
DOCUMENT NOT CONSIDERED FINAL UNLESS ALL SIGNATURES COMPLETED	
RAMEY KEMP ASSOCIATES <small>5808 Faringdon Place Raleigh, North Carolina 27609 Phone: 919-872-5115</small>	





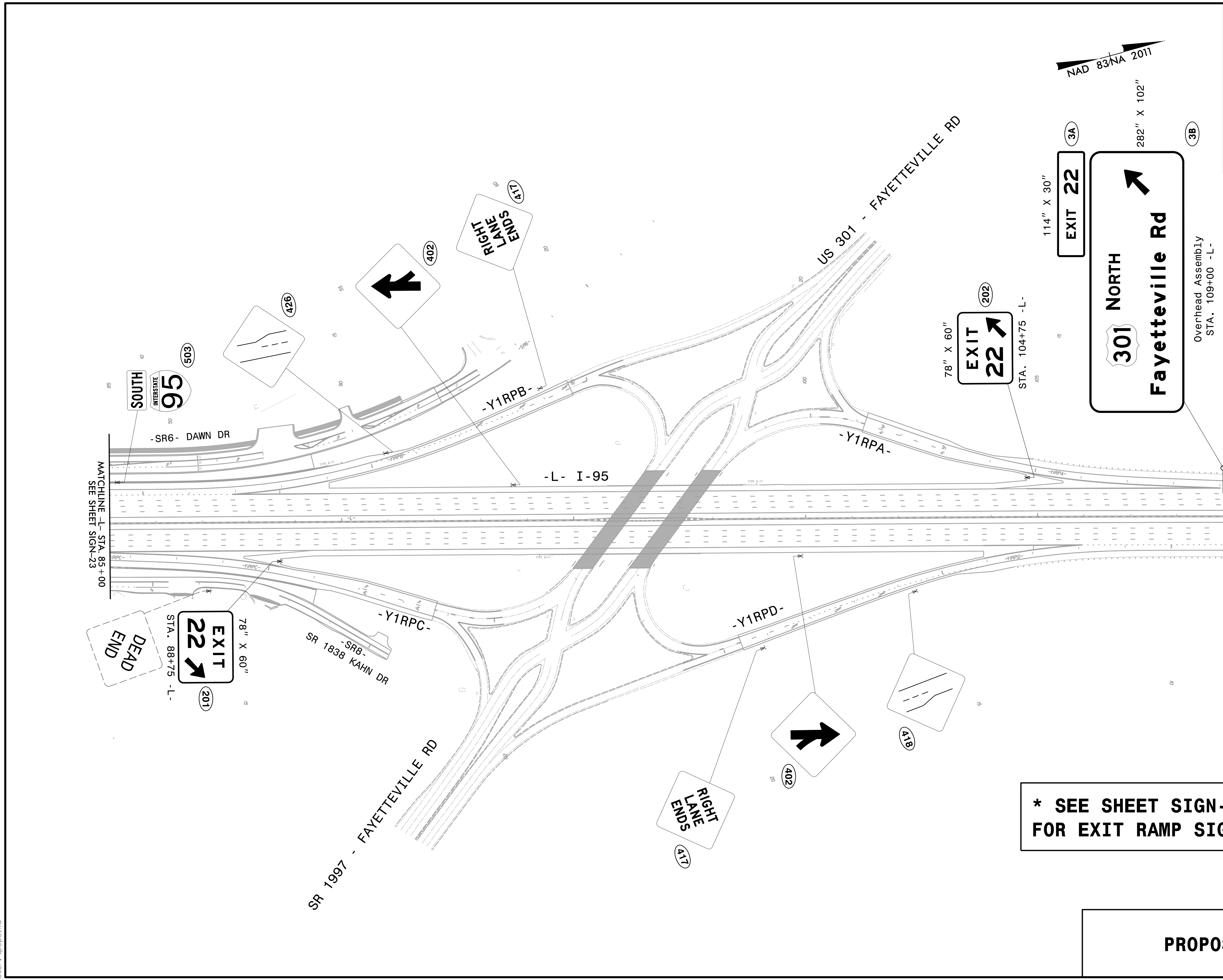
BEGIN TIP PROJECT I-5987A
-L- POT STA. 67+00.00

I-6064 DESIGN BUILD PROJECT
WILL INCLUDE LOGO SIGNS FOR
EXIT 20, ADVANCE SIGNS FOR
EXIT 22, AND ROBESON COMMUNITY
COLLEGE/STATE HIGHWAY PATROL SIGN.

MATCHLINE -L- STA. 85+00
SEE SHEET SIGN-24


PROPOSED SIGNING

TIP NO. I - 5987A	SHEET NO. SIGN - 24
APPROVED: <i>William J. Hamilton</i> AS050704648484	
DATE: 5/11/2022	
SEAL 	
DOCUMENT NOT CONSIDERED FINAL UNLESS ALL SIGNATURES COMPLETED	
 RAMEY KEMP ASSOCIATES <small>5808 Faringdon Place Raleigh, North Carolina 27609 Phone: 919-872-5115</small>	

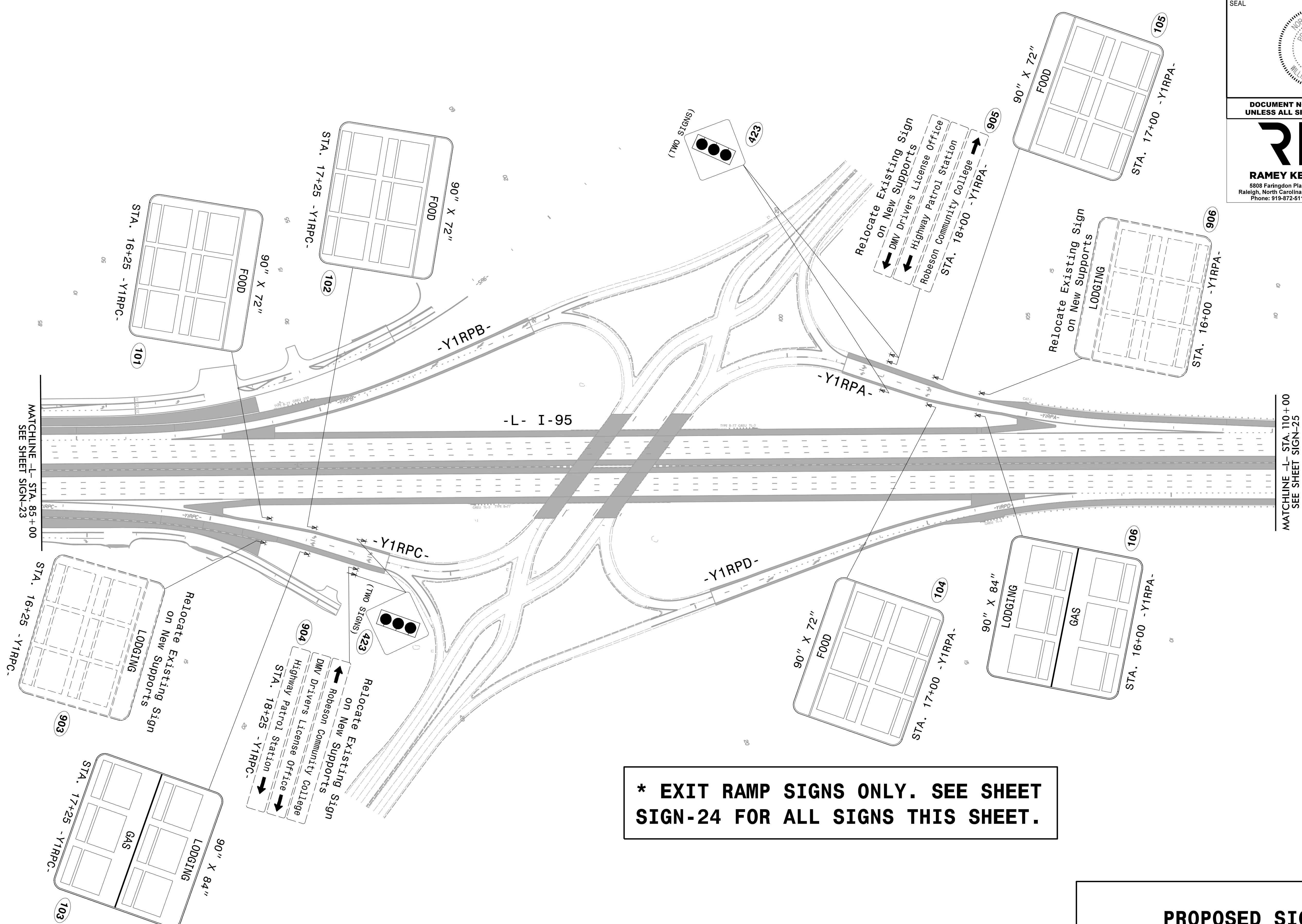
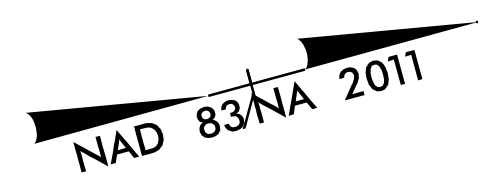


*** SEE SHEET SIGN-24A
FOR EXIT RAMP SIGNING.**

PROPOSED SIGNS





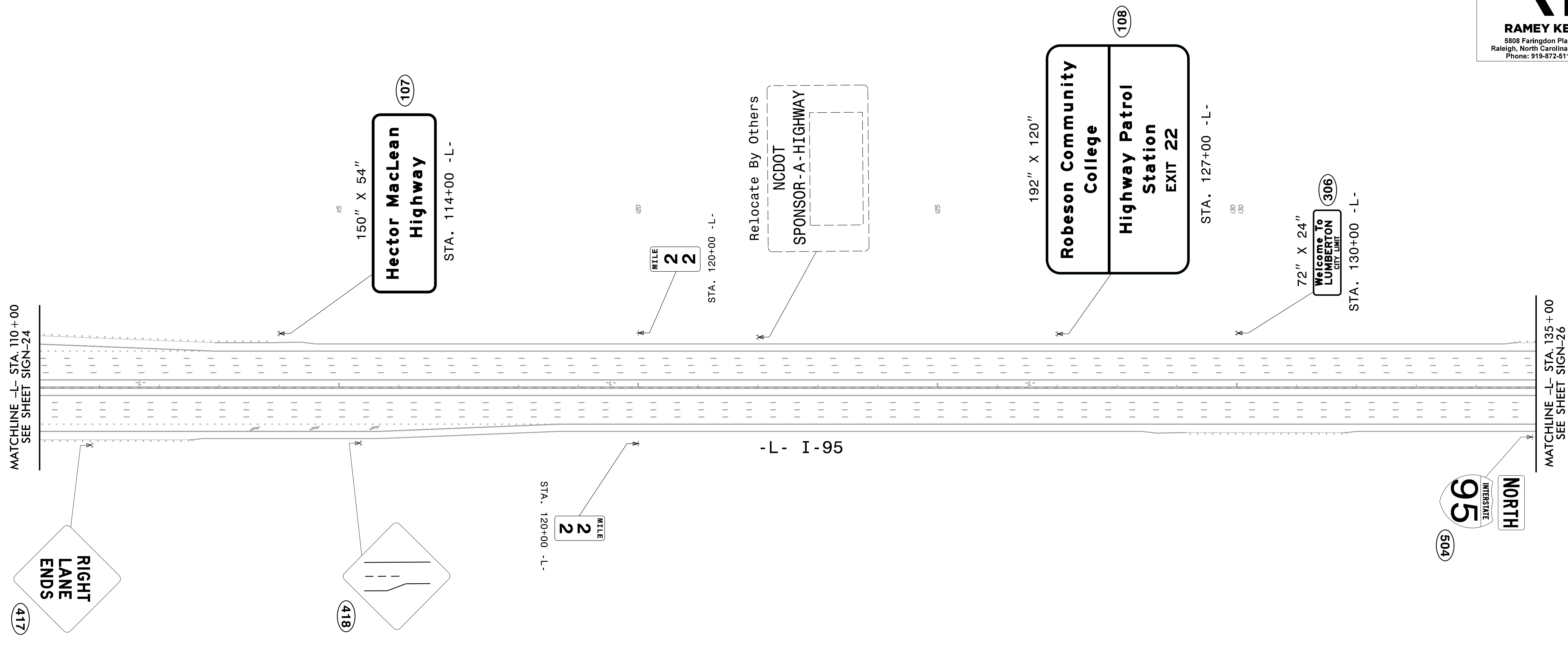
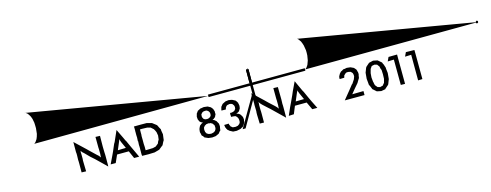
**DOCUMENT NOT CONSIDERED FINAL
UNLESS ALL SIGNATURES COMPLETED**



*** EXIT RAMP SIGNS ONLY. SEE SHEET SIGN-24 FOR ALL SIGNS THIS SHEET.**



PROPOSED SIGNS

TIP NO. I - 5987A	SHEET NO. SIGN - 25
DocuSigned by: APPROVED: <i>William J. Hamilton</i> <small>A05000704648484</small>	
DATE: 5/11/2022	
SEAL 	
DOCUMENT NOT CONSIDERED FINAL UNLESS ALL SIGNATURES COMPLETED	
 RAMEY KEMP ASSOCIATES <small>5808 Faringdon Place Raleigh, North Carolina 27609 Phone: 919-872-5115</small>	

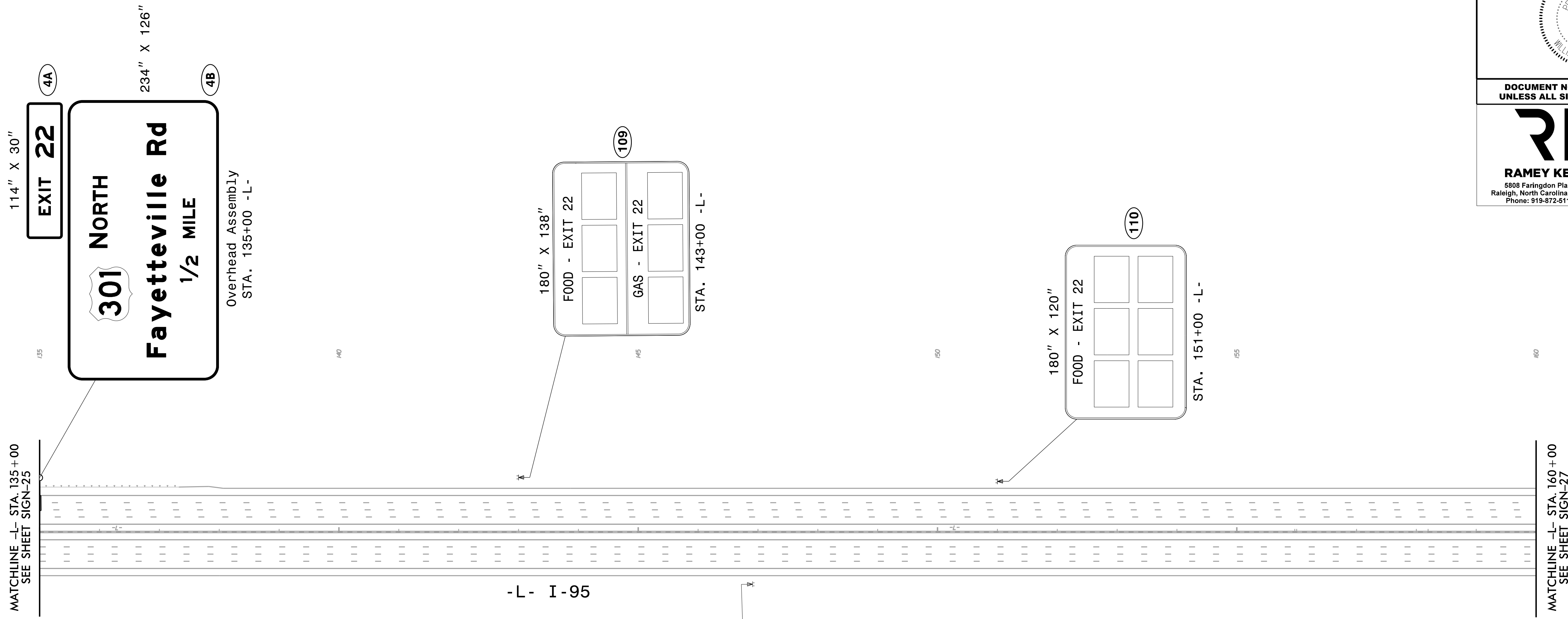


5/11/2022
I:\5987A_Sign_Sign25.dgn
User: tpope@k

PROPOSED SIGNS

TIP NO.	SHEET NO.
I - 5987A	SIGN - 26
APPROVED: <i>William J. Hamilton</i> A0590070464844	
DATE: 5/11/2022	
SEAL	
	
DOCUMENT NOT CONSIDERED FINAL UNLESS ALL SIGNATURES COMPLETED	
	
RAMEY KEMP ASSOCIATES <small>5808 Faringdon Place Raleigh, North Carolina 27609 Phone: 919-872-5115</small>	
<small>NC License No. C-0910 www.rameykemp.com</small>	

NAD 83/NA 2011



5/11/2022
I:\15987A_Sign_Sign26.dgn
User: tpope@rka

PROPOSED SIGNS