



NC DEPARTMENT OF TRANSPORTATION
 DIVISION OF HIGHWAYS
 STRUCTURE MANAGEMENT UNIT

ATTENTION: PAR ISSUED ON PILES 1, 2 AND 6 AT END BENT 1,
 PILES 1 3 AND 4 AT PIER 1, PILES 1-6 AT PIER 2 AND
 PILES 1 AND 5 AT END BENT 2

Structure Safety Report

Routine Element Inspection

INSPECTION DATE: 09/13/2021

DIVISION: 9 COUNTY: ROWAN STRUCTURE NUMBER: 790201 FREQUENCY: 24 MONTHS

FACILITY CARRIED: SR2528 SR2528(JULIAN RD.) MILE POST: _____

LOCATION: 0.1 MI. S. JCT. US601

FEATURE INTERSECTED: TOWN CREEK

LATITUDE: 35° 38' 44.33" LONGITUDE: 80° 29' 39.25"

SUPERSTRUCTURE: PRECAST PRESTRESSED CONCRETE CORED SLAB (BMD-19)

SUBSTRUCTURE: END & INT.BENTS:PPC CAPS ON STEEL PILES, CONCRETE ENCASED

SPANS: 3 SPANS. SEE SPAN PROFILE SHEET FOR SPAN DETAILS

FRACTURE CRITICAL TEMPORARY SHORING SCOUR CRITICAL SCOUR PLAN OF ACTION

GRADES: (Inspector/NBI Coding) DECK 6/6 SUPERSTRUCTURE 6/6 SUBSTRUCTURE 5/5 CULVERT N/N

POSTED SV: Not Posted POSTED TTST: Not Posted

OTHER SIGNS PRESENT: 4 DELINEATORS



LOOKING NORTH

Sign noticed issued for	Number Required
<u>NO</u> WEIGHT LIMIT	<u>0</u>
<u>NO</u> DELINEATORS	<u>0</u>
<u>NO</u> NARROW BRIDGE	<u>0</u>
<u>NO</u> ONE LANE BRIDGE	<u>0</u>
<u>NO</u> LOW CLEARANCE	<u>0</u>

DIRECTION OF INSPECTION S-N

DIRECTION MATCHES PLANS _____

INSPECTED BY DREW HACKNEY	SIGNATURE 	ASSISTED BY W CULBERSON
------------------------------	---------------	----------------------------

NATIONAL BRIDGE INVENTORY ----- STRUCTURE INVENTORY AND APPRAISAL

11/08/2021

IDENTIFICATION

(1) STATE NAME NORTH CAROLINA BRIDGE 790201
 (8) STRUCTURE NUMBER (FEDERAL) 1590201
 (5) INVENTORY ROUTE (ON/UNDER) ON 131025280
 (2) STATE HIGHWAY DEPARTMENT DISTRICT 9
 (3) COUNTY CODE (FEDERAL) 159 (4) PLACE CODE 58860
 (6) FEATURE INTERSECTED TOWN CREEK
 (7) FACILITY CARRIED SR2528
 (9) LOCATION 0.1 MI. S. JCT. US601
 (11) MILEPOINT 0.0
 (12) BASE HIGHWAY NETWORK 0
 (13) LRS INVENTORY ROUTE & SUBROUTE
 (16) LATITUDE 35° 38' 44.33" (17) LONGITUDE 80° 29' 39.25"
 (98) BORDER BRIDGE STATE CODE PERCENT SHARED
 (99) BORDER BRIDGE STRUCTURE NUMBER

SUFFICIENCY RATING 64.06
 STATUS = Functionally Obsolete

CLASSIFICATION **CODE**

(112) NBIS BRIDGE SYSTEM YES
 (104) HIGHWAY SYSTEM Inventory Route not on NHS 0
 (26) FUNCTIONAL CLASS Urban Local 19
 (100) STRAHNET HIGHWAY Not a STRAHNET Route 0
 (101) PARALLEL STRUCTURE No parallel structure exists N
 (102) DIRECTION OF TRAFFIC 2-way traffic 2
 (103) TEMPORARY STRUCTURE
 (110) DESIGNATED NATIONAL NETWORK - on national network for trucks 0
 (20) TOLL On Free Road 3
 (21) MAINT - 01
 (22) OWNER - 01
 (37) HISTORICAL SIGNIFICANCE - 5

STRUCTURE TYPE AND MATERIAL

(43) STRUCTURE TYPE MAIN Prestressed Concrete
 TYPE Slab CODE 501
 (44) STRUCTURE TYPE APPROACH
 TYPE CODE
 (45) NUMBER OF SPANS IN MAIN UNIT 3
 (46) NUMBER OF SPANS IN APPROACH 0
 (107) DECK STRUCTURE TYPE CODE 2
 (108) WEARING SURFACE/PROTECTIVE SYSTEM
 (A) TYPE OF WEARING SURFACE CODE 6
 (B) TYPE OF MEMBRANE CODE 0
 (C) TYPE OF DECK PROTECTION CODE 0

CONDITION **CODE**

(58) DECK 6
 (59) SUPERSTRUCTURE 6
 (60) SUBSTRUCTURE 5
 (61) CHANNEL & CHANNEL PROTECTION 7
 (62) CULVERTS N

LOAD RATING AND POSTING **CODE**

(31) DESIGN LOAD H 20 + Mod 6
 (63) OPERATING RATING METHOD - Load Factor 1
 (64) OPERATING RATING - HS-55 99
 (65) INVENTORY RATING METHOD - 1
 (66) INVENTORY RATING HS-36 64
 (70) BRIDGE POSTING No Posting Required 5
 (41) STRUCTURE OPEN, POSTED, OR CLOSED DESCRIPTION Open, no restriction A

AGE AND SERVICE

(27) YEAR BUILT 1982
 (106) YEAR RECONSTRUCTED 0
 (42) TYPE OF SERVICE ON - Highway
 OFF - Waterway CODE 15
 (28) LANES ON STRUCTURE 2 LANES UNDER STRUCTURE 0
 (29) AVERAGE DAILY TRAFFIC 17000
 (30) YEAR OF ADT 2016 (109) TRUCK ADT PCT 7
 (19) BYPASS OR DETOUR LENGTH 2.0

APPRAISAL **CODE**

(67) STRUCTURAL EVALUATION 5
 (68) DECK GEOMETRY 2
 (69) UNDERCLEARANCES, VERT & HORIZ N
 (71) WATERWAY ADEQUACY 5
 (72) APPROACH ROADWAY ALIGNMENT 2
 (36) TRAFFIC SAFETY FEATURES 1000
 (113) SCOUR CRITICAL BRIDGES 5

GEOMETRIC DATA

(48) LENGTH OF MAXIMUM SPAN 29.0
 (49) STRUCTURE LENGTH 92.0
 (50) CURB OR SIDEWALK: LEFT 0.0 RIGHT 0.0
 (51) BRIDGE ROADWAY WIDTH, CURB TO CURB 30.9
 (52) DECK WIDTH OUT TO OUT 33.2
 (32) APPROACH ROADWAY WITH (W/ SHOULDERS) 25.0
 (33) BRIDGE MEDIAN No median CODE 0
 (34) SKEW 30 (35) STRUCTURE FLARED 0
 (10) INVENTORY ROUTE MIN VERT CLEAR 999.9
 (47) INVENTORY ROUTE TOTAL HORIZ CLEAR 29.3
 (53) MIN VERT CLEAR OVER BRIDGE RDWY 999.9
 (54) MIN VERT UNDERCLEAR: REFERENCE 0.0
 (55) MIN LAT UNDERCLEARANCE RT: REFERENCE N 0.0
 (56) MIN LAT UNDERCLEARANCE LT: 0.0

PROPOSED IMPROVEMENTS

(75) TYPE OF WORK CODE
 (76) LENGTH OF STRUCTURE IMPROVEMENT
 (94) BRIDGE IMPROVEMENT COST
 (95) ROADWAY IMPROVEMENT COST
 (96) TOTAL PROJECT COST
 (97) YEAR OF IMPROVEMENT COST ESTIMATE
 (114) FUTURE ADT 34,000 YEAR OF FUTURE ADT 2040

NAVIGATION DATA

(38) NAVIGATION CONTROL - CODE 0
 (111) PIER PROTECTION CODE
 (39) NAVIGATION VERTICAL CLEARANCE 0.0
 (116) VERT - LIFT BRIDGE NAV MIN VERT CLEAR 0.0
 (40) NAVIGATION HORIZONTAL CLEARANCE 0.0

INSPECTION

(90) INSPECTION DATE 09/21 (91) FREQUENCY 24
 (92) CRITICAL FEATURE INSPECTION (93) CFI DATE
 A) FRACTURE CRIT DETAIL A)
 B) UNDERWATER INSP B)
 C) OTHER SPECIAL INSP C)

SCOUR

Superstructure Build Details

Span Number 1

Span Length 31.1670

Skew 60.0000

Number of Items	Type of Component	Element Name	Quantity	Protective System Applied	Quantity (Sq Ft)
2	Steel Rail	Metal Bridge Railing	64 Feet	Galvanized Protective System	282
1	Asphalt Wearing Surface	Wearing Surface	964 Square Feet		
1	Standard Joint	Pourable Joint Seal	33 Feet		
24	Elastomeric Bearing Pad	Elastomeric Bearing	24 Each		
12	Prestressed Concrete Cored Slab	Prestressed Concrete Closed Web/Box Girder	360 Feet		
12	Prestressed Concrete Cored Slab	Prestressed Concrete Top Flange	984 Square Feet		

Span Number 2

Span Length 30.0830

Skew 60.0000

Number of Items	Type of Component	Element Name	Quantity	Protective System Applied	Quantity (Sq Ft)
1	Asphalt Wearing Surface	Wearing Surface	931 Square Feet		
12	Prestressed Concrete Cored Slab	Prestressed Concrete Closed Web/Box Girder	360 Feet		
2	Steel Rail	Metal Bridge Railing	62 Feet	Galvanized Protective System	372
1	Standard Joint	Pourable Joint Seal	33 Feet		
12	Prestressed Concrete Cored Slab	Prestressed Concrete Top Flange	960 Square Feet		
24	Elastomeric Bearing Pad	Elastomeric Bearing	24 Each		

Span Number 3

Span Length 31.1670

Skew 60.0000

Number of Items	Type of Component	Element Name	Quantity	Protective System Applied	Quantity (Sq Ft)
2	Steel Rail	Metal Bridge Railing	64 Feet	Galvanized Protective System	376
12	Prestressed Concrete Cored Slab	Prestressed Concrete Closed Web/Box Girder	360 Feet		
1	Asphalt Wearing Surface	Wearing Surface	964 Square Feet		
12	Prestressed Concrete Cored Slab	Prestressed Concrete Top Flange	984 Square Feet		
24	Elastomeric Bearing Pad	Elastomeric Bearing	24 Each		

Superstructure Build Details

2	Standard Joint	Pourable Joint Seal	66	Feet		
---	----------------	---------------------	----	------	--	--

Structure Element Scoring

Structure Number: 790201

Inspection Date 9/13/2021

Element Number	Parent Number	Element Name	Location	Total Quantity	Level 1 Quantity	Level 2 Quantity	Level 3 Quantity	Level 4 Quantity
15	0	Prestressed Concrete Top Flange	Beam	2928	2928	0	0	0
104	0	Prestressed Concrete Closed Web/Box Gir	Beam	1080	575	195	310	0
215	0	Reinforced Concrete Abutment	Abutments	108	92	15	1	0
220	0	Reinforced Concrete Pile Cap/Footing	Footing	164	154	10	0	0
225	0	Steel Pile	Piles and Columns	26	0	13	13	0
515	225	Steel Protective Coating	Piles and Columns	488	416	0	5	67
233	0	Prestressed Concrete Pier Cap	Caps	164	100	24	40	0
301	0	Pourable Joint Seal	Expansion Joints	132	92	40	0	0
310	0	Elastomeric Bearing	Bearing Device	72	72	0	0	0
330	0	Metal Bridge Railing	Bridge Rail	190	183	7	0	0
515	330	Steel Protective Coating	Bridge Rail	1030	970	60	0	0
510	0	Wearing Surface	Wearing Surfaces	2859	2704	8	147	0

Summary of Maintenance Needs

Maintenance By Defect

Structure Number: 790201

Inspection Date: 09/13/2021

MMS Code	Element Name	Defect Name	Recommended Quantity
3306	Prestressed Concrete Closed Web/Box	Delamination/Spall	8 Feet
3306	Prestressed Concrete Closed Web/Box	Efflorescence/Rust Staining	304 Feet
3306	Prestressed Concrete Closed Web/Box	Cracking (PSC)	1 Feet
3306	Prestressed Concrete Closed Web/Box	Patched Area	3 Feet
3306	Prestressed Concrete Closed Web/Box	Exposed Rebar	1 Feet
3350	Reinforced Concrete Abutment	Delamination/Spall	1 Feet
3354	Steel Pile	Corrosion	10 Each
3348	Prestressed Concrete Pier Cap	Delamination/Spall	7 Feet
3348	Prestressed Concrete Pier Cap	Exposed Rebar	1 Feet
3348	Prestressed Concrete Pier Cap	Cracking (PSC)	55 Feet
3348	Prestressed Concrete Pier Cap	Patched Area	1 Feet
3322	Metal Bridge Railing	Damage	7 Feet
2816	Wearing Surface	Delamination/Spall (Wearing Surfaces)	2 Square Feet
2816	Wearing Surface	Patched Area/Pothole (Wearing Surface)	4 Square Feet
2816	Wearing Surface	Crack (Wearing Surface)	149 Square Feet
3342	Steel Protective Coating	Effectiveness (Steel Protective Coatings)	48 Square Feet
3342	Steel Protective Coating	Effectiveness (Steel Protective Coatings)	72 Square Feet

Element Structure Maintenance Quantities

Structure Number: **790201**

Inspection Date **09/13/2021**

Location	MMS Code	Description	Maint Quantity	Total Quantity	Severe Quantity	Poor Quantity	Fair Quantity	Good Quantity
Abutments	3350	Maintenance of Concrete Wings and Wall	1	108	0	1	15	92
Beam	3306	Maintenance Concrete Superstructure Components	317	1080	0	310	195	575
Beam	3326	Maintenance of Concrete Deck	0	2928	0	0	0	2928
Bearing Device	3334	Bridge Bearing	0	72	0	0	0	72
Bridge Rail	3322	Maintenance of Steel Bridge Rail	7	190	0	0	7	183
Bridge Rail	3342	Clean and Paint Steel	48	1030	0	0	60	970
Caps	3348	Maintenance of Concrete Substructure	64	164	0	40	24	100
Expansion Joints	3310	Maintenance of Standard Bridge Expansion Joints	0	132	0	0	40	92
Footing	3348	Maintenance of Concrete Substructure	0	164	0	0	10	154
Piles and Columns	3342	Clean and Paint Steel	72	488	67	5	0	416
Piles and Columns	3354	Maintenance of Steel Substructure Components	10	26	0	13	13	0
Wearing Surfaces	2816	Asphalt Surface Repair	155	2859	0	147	8	2704

Priority Actions Request

Structure Number 790201

Bent 1

3354	Pile 1	Steel Pile		
Priority Level	Defect Type	Quantity	Defect Description	
2	Corrosion	1	End Bent 1 Pile 1: RUST SCALE WITH STEEL DOWN TO KNIFE EDGE EAST SIDE OF FRONT FLANGE ABOVE FOOTING 46" HIGH x 2" WIDE/ PAR	
3354	Pile 2	Steel Pile		
Priority Level	Defect Type	Quantity	Defect Description	
2	Corrosion	1	End Bent 1 Pile 2: 1/4" STEEL REMAINING ON FRONT WEST EDGE 3" HIGH X 1" WIDE/PAR	
3354	Pile 6	Steel Pile		
Priority Level	Defect Type	Quantity	Defect Description	
2	Corrosion	1	End Bent 1 Pile 6: RUST SCALE WITH REMAINING STEEL DOWN TO KNIFE EDGE ON EAST SIDE FRONT FLANGE UP 5" HIGH ABOVE FOOTING X 2" WIDE WITH EDGE BREAKING OFF/ PAR	
3354	Pile 1	Steel Pile		
Priority Level	Defect Type	Quantity	Defect Description	
2	Corrosion	0	Bent 1 Pile 1: 1/4" STEEL REMAINING ON BOTTOM WEST SPAN 2 FLANGE UP 3" x 2" WIDE/PAR	
3354	Pile 3	Steel Pile		
Priority Level	Defect Type	Quantity	Defect Description	
2	Corrosion	0	Bent 1 Pile 3: 1/8" STEEL REMAINING ON BACK EAST FLANGE AT BOTTOM UP 3"/PAR	
3354	Pile 4	Steel Pile		
Priority Level	Defect Type	Quantity	Defect Description	
2	Corrosion	0	Bent 1 Pile 4: RUST SCALE ON PILE PLATE WITH SURFACE RUST ON TOP AND RUST SCALE ON BOTTOM OF FLANGE ON EAST SIDE ON SOUTH FACE UP 3" X 2" WIDE WITH 1/4" STEEL REMAINING ON 1/2" FLANGE/PAR	

Bent 2

3354	Pile 1	Steel Pile		
Priority Level	Defect Type	Quantity	Defect Description	
2	Corrosion	1	End Bent 2 Pile 1: RUST SCALE ON TOP OF SOUTH FLANGE ON WEST END 3" LONG X 2" WIDE WITH 1/4" STEEL REMAINING ON 1/2" FLANGE/PAR	

? Priority Action Request (PAR)
 1 Assigned Routine Maintenance
 2 Assigned Priority Maintenance
 3 Assigned Critical Find

Priority Actions Request

Structure Number 790201

3354	Pile 5	Steel Pile		
Priority Level	Defect Type	Quantity	Defect Description	
②	Corrosion	1	End Bent 2 Pile 5: RUST SCALE ON BOTTOM FRONT FLANGE ON ACROSS WIDTH WITH 1/4" SECTION LOSS AND COMPLETE SECTION LOSS ON BOTTOM EAST SIDE 2" X 1" AREA ON 1/2" FLANGE/PAR	
3354	Pile 1	Steel Pile		
Priority Level	Defect Type	Quantity	Defect Description	
②	Corrosion	0	Bent 2 Pile 1: RUST SCALE ON TOP OF PLATE WITH SURFACE RUST ON TOP OF PILE, RUST SCALE ON BOTTOM WEST NORTH FLANGE WITH 1/4" STEEL REMAINING ON 1/2" FLANGE AREA STARTING AT BOTTOM 4" HIGH X 3" WIDE/PM	
②	Corrosion	0	Bent 2 Pile 1: 1/4" STEEL REMAINING ON BOTTOM EAST NORTH FLANGE UP 2" FROM BOTTOM X 2" WIDE/PAR	
3354	Pile 2	Steel Pile		
Priority Level	Defect Type	Quantity	Defect Description	
②	Corrosion	0	Bent 2 Pile 2: RUST SCALE ON BOTTOM EAST FLANGE ON SOUTH SIDE UP 3" HIGH X 2" WIDE WITH 1/8" STEEL REMAINING ON 1/2" FLANGE/PAR	
②	Corrosion	1	Bent 2 Pile 2: RUST SCALE ON BOTTOM WEST FLANGE ON SOUTH SIDE UP 3" HIGH X 2" WIDE WITH 1/8" STEEL REMAINING ON 1/2" FLANGE/PAR	
3354	Pile 3	Steel Pile		
Priority Level	Defect Type	Quantity	Defect Description	
②	Corrosion	0	Bent 2 Pile 3: RUST SCALE ON BOTTOM EAST FLANGE ON SOUTH SIDE UP 3" HIGH X 2" WIDE WITH 1/4" STEEL REMAINING ON 1/2" FLANGE/PAR	
②	Corrosion	1	Bent 2 Pile 3: RUST SCALE ON BOTTOM WEST FLANGE ON SOUTH SIDE UP 3" HIGH X 2" WIDE WITH 1/8" STEEL REMAINING ON 1/2" FLANGE/PAR	
3354	Pile 4	Steel Pile		
Priority Level	Defect Type	Quantity	Defect Description	
②	Corrosion	0	Bent 2 Pile 4: RUST SCALE ON BOTTOM OF NORTH FLANGE ON WEST SIDE UP 4" WITH 1/8" STEEL REMAINING ON 1/2" FLANGE/ PAR	
②	Corrosion	0	Bent 2 Pile 4: RUST SCALE ON BOTTOM OF SOUTH FLANGE ON EAST SIDE UP 4" WITH 1/8" STEEL REMAINING ON 1/2" FLANGE/PAR	
②	Corrosion	1	Bent 2 Pile 4: RUST SCALE ON BOTTOM OF SOUTH FLANGE ON WEST SIDE UP 4" X 2" WIDE WITH 1/8" STEEL REMAINING ON 1/2" FLANGE/PAR	
3354	Pile 5	Steel Pile		
Priority Level	Defect Type	Quantity	Defect Description	
②	Corrosion	0	Bent 2 Pile 5: RUST SCALE ON BOTTOM OF NORTH FLANGE ON EAST SIDE UP 4" X 2" WIDE WITH 1/8" STEEL REMAINING ON 1/2" FLANGE/PAR	

④ Priority Action Request (PAR) ① Assigned Routine Maintenance ② Assigned Priority Maintenance ③ Assigned Critical Find

Priority Actions Request

Structure Number 790201

②	Corrosion	0	Bent 2 Pile 5: RUST SCALE ON BOTTOM OF NORTH FLANGE ON WEST SIDE UP 2" X 1" WIDE WITH 1/4" STEEL REMAINING ON 1/2" FLANGE/PAR
②	Corrosion	0	Bent 2 Pile 5: RUST SCALE ON BOTTOM OF SOUTH FLANGE ON EAST SIDE UP 3" X 2" WIDE WITH 1/8" STEEL REMAINING ON 1/2" FLANGE/PAR
②	Corrosion	1	Bent 2 Pile 5: RUST SCALE ON BOTTOM OF SOUTH FLANGE ON WEST SIDE UP 2" X 2" WIDE WITH 1/8" STEEL REMAINING ON 1/2" FLANGE/PAR

3354 Pile 6 Steel Pile

Priority Level	Defect Type	Quantity	Defect Description
②	Corrosion	0	Bent 2 Pile 6: RUST SCALE ON BOTTOM OF SOUTH FLANGE ON EAST SIDE UP 3" X 2" WIDE WITH 1/8" STEEL REMAINING ON 1/2" FLANGE/PAR

Element Condition and Maintenance Data

Structure Number: 790201

Inspection Date: 09/13/2021

Span 1 Wearing Surface

Asphalt Wearing Surface

Element Number	Element Name	Total Qty	CS1 Qty	CS2 Qty	CS3 Qty	CS4 Qty
510	Wearing Surface	964	919	0	45	0 Square Feet

Element Number	Defect Type	Defect Description	CS	CS Qty	Maint Qty
510	Crack (Wearing Surface)	LONGITUDINAL CRACK 1/16" WIDE IN SBL	3	15	15 Square Feet
510	Crack (Wearing Surface)	TRANSVERSE CRACKING OVER END BENT 1 UP TO 1" WIDE	3	30	30 Square Feet

General Comments

30 Square Feet of Crack (Wearing Surface): Width of more than 0.05 in. or spacing of less than 1.0 ft. Transverse cracking over end bent 1

Span 1 Left Bridge Rail

Steel Rail

Element Number	Element Name	Total Qty	CS1 Qty	CS2 Qty	CS3 Qty	CS4 Qty
330	Metal Bridge Railing	32	25	7	0	0 Feet
515	Steel Protective Coating	94	82	12	0	0 Square Feet

Element Number	Defect Type	Defect Description	CS	CS Qty	Maint Qty
330	Damage	RAIL BENT AT POST 1 GOING TO SOUTH END	2	7	7 Feet
515	Effectiveness (Steel Protective Coatings)	SUBSTANTIALLY EFFECTIVE ON TOP	2	12	Square Feet

General Comments

End section spalled off on south end

Span 1 Right Bridge Rail

Steel Rail

Element Number	Element Name	Total Qty	CS1 Qty	CS2 Qty	CS3 Qty	CS4 Qty
330	Metal Bridge Railing	32	32	0	0	0 Feet
515	Steel Protective Coating	188	173	15	0	0 Square Feet

Element Number	Defect Type	Defect Description	CS	CS Qty	Maint Qty
515	Effectiveness (Steel Protective Coatings)	SUBSTANTIALLY EFFECTIVE ON TOP	2	15	15 Square Feet

General Comments

Wheel guard cracking on south end at joint

Span 1 Expansion Joint

Standard Joint

Element Number	Element Name	Total Qty	CS1 Qty	CS2 Qty	CS3 Qty	CS4 Qty
301	Pourable Joint Seal	33	23	10	0	0 Feet

Element Number	Defect Type	Defect Description	CS	CS Qty	Maint Qty
301	Leakage	OLD SEEPAGE STAIN ON END BENT 1 CAP	2	10	Feet

General Comments

Covered with asphalt
30 Feet of Leakage: None. Old seepage stain

Span 1**Slab 1****Prestressed Concrete Cored Slab**

Element Number	Element Name	Total Qty	CS1 Qty	CS2 Qty	CS3 Qty	CS4 Qty
15	Prestressed Concrete Top Flange	82	82	0	0	0 Square Feet
104	Prestressed Concrete Closed Web/Box Girder	30	0	1	29	0 Feet

Element Number	Defect Type	Defect Description	CS	CS Qty	Maint Qty
104	Efflorescence/Rust Staining	EFFLO BUILT UP ON BOTTOM FROM BETWEEN SLABS	3	29	29 Feet
104	Delamination/Spall	4" DIAMETER DELAM AREA ON BOTTOM AT END BENT 1	2	1	1 Feet

General Comments

30 Feet of Efflorescence/Rust Staining: Heavy buildup with rust staining.

Span 1**Slab 2****Prestressed Concrete Cored Slab**

Element Number	Element Name	Total Qty	CS1 Qty	CS2 Qty	CS3 Qty	CS4 Qty
15	Prestressed Concrete Top Flange	82	82	0	0	0 Square Feet
104	Prestressed Concrete Closed Web/Box Girder	30	0	0	30	0 Feet

Element Number	Defect Type	Defect Description	CS	CS Qty	Maint Qty
104	Efflorescence/Rust Staining	EFFLO BUILT UP ON BOTTOM FROM BETWEEN SLABS	3	30	30 Feet

General Comments

30 Feet of Efflorescence/Rust Staining: Heavy buildup with rust staining.

Span 1**Slab 3****Prestressed Concrete Cored Slab**

Element Number	Element Name	Total Qty	CS1 Qty	CS2 Qty	CS3 Qty	CS4 Qty
15	Prestressed Concrete Top Flange	82	82	0	0	0 Square Feet
104	Prestressed Concrete Closed Web/Box Girder	30	0	0	30	0 Feet

Element Number	Defect Type	Defect Description	CS	CS Qty	Maint Qty
104	Efflorescence/Rust Staining	EFFLO BUILT UP ON BOTTOM FROM BETWEEN SLABS	3	30	30 Feet

General Comments

30 Feet of Efflorescence/Rust Staining: Heavy buildup with rust staining.

Span 1**Slab 4****Prestressed Concrete Cored Slab**

Element Number	Element Name	Total Qty	CS1 Qty	CS2 Qty	CS3 Qty	CS4 Qty
15	Prestressed Concrete Top Flange	82	82	0	0	0 Square Feet
104	Prestressed Concrete Closed Web/Box Girder	30	22	8	0	0 Feet

Element Number	Defect Type	Defect Description	CS	CS Qty	Maint Qty
----------------	-------------	--------------------	----	--------	-----------

104 Efflorescence/Rust Staining EFFLO AND STAIN ON BOTTOM FROM BETWEEN SLABS 2 8 Feet

General Comments**Span 1 Slab 10****Prestressed Concrete Cored Slab**

Element Number	Element Name	Total Qty	CS1 Qty	CS2 Qty	CS3 Qty	CS4 Qty
15	Prestressed Concrete Top Flange	82	82	0	0	0 Square Feet
104	Prestressed Concrete Closed Web/Box Girder	30	29	0	1	0 Feet

Element Number	Defect Type	Defect Description	CS	CS Qty	Maint Qty
104	Patched Area	PATCH AREA HAS CRACK ON BOTTOM NEAR PIER	3	1	1 Feet

General Comments

2 Feet of Delamination/Spall/Patched Area: Spall greater than 1 in. deep or greater than 6 in. diameter. Patched area that is unsound or showing distress. Does not warrant structural review. Patch area cracking near pier

Span 1 Slab 11**Prestressed Concrete Cored Slab**

Element Number	Element Name	Total Qty	CS1 Qty	CS2 Qty	CS3 Qty	CS4 Qty
15	Prestressed Concrete Top Flange	82	82	0	0	0 Square Feet
104	Prestressed Concrete Closed Web/Box Girder	30	1	2	27	0 Feet

Element Number	Defect Type	Defect Description	CS	CS Qty	Maint Qty
104	Efflorescence/Rust Staining	EFFLO BUILT UP AND STAIN ON BOTTOM FROM BETWEEN SLABS	3	25	25 Feet
104	Patched Area	PATCH AREA CRACKING ON BOTTOM NEAR PIER	3	2	2 Feet
104	Delamination/Spall	POPOUT SPALL ON BOTTOM AT PIER 3" DIAMETER X 1/4" DEEP STEEL TO CLOSE TO SURFACE	2	1	1 Feet
104	Exposed Rebar	STEEL TO CLOSE TO SURFACE	2	1	1 Feet

General Comments

28 Feet of Efflorescence/Rust Staining: Heavy buildup with rust stain
2 Feet of Delamination/Spall/Patched Area: Spall greater than 1 in. deep or greater than 6 in. diameter. Patched area that is unsound or showing distress. Does not warrant structural review. Patch area cracking near pier

Span 1 Slab 12**Prestressed Concrete Cored Slab**

Element Number	Element Name	Total Qty	CS1 Qty	CS2 Qty	CS3 Qty	CS4 Qty
15	Prestressed Concrete Top Flange	82	82	0	0	0 Square Feet
104	Prestressed Concrete Closed Web/Box Girder	30	0	0	30	0 Feet

Element Number	Defect Type	Defect Description	CS	CS Qty	Maint Qty
104	Efflorescence/Rust Staining	EFFLO BUILT UP AND STAIN ON BOTTOM FROM BETWEEN SLABS	3	30	30 Feet

General Comments

30 Feet of Efflorescence/Rust Staining: Heavy buildup with rust staining.

Span 2 Wearing Surface**Asphalt Wearing Surface**

Element Number	Element Name	Total Qty	CS1 Qty	CS2 Qty	CS3 Qty	CS4 Qty	
510	Wearing Surface	931	865	0	66	0	Square Feet

Element Number	Defect Type	Defect Description	CS	CS Qty	Maint Qty	
510	Crack (Wearing Surface)	LONGITUDINAL CRACK 1/16" WIDE IN SBL	3	6	6	Square Feet
510	Crack (Wearing Surface)	TRANSVERSE CRACKING OVER PIERS UP TO 1" WIDE	3	60	60	Square Feet

General Comments

60 Square Feet of Crack (Wearing Surface): Width of more than 0.05 in. or spacing of less than 1.0 ft. Transverse cracking over piers

Span 2 Right Bridge Rail**Steel Rail**

Element Number	Element Name	Total Qty	CS1 Qty	CS2 Qty	CS3 Qty	CS4 Qty	
330	Metal Bridge Railing	31	31	0	0	0	Feet
515	Steel Protective Coating	186	181	5	0	0	Square Feet

Element Number	Defect Type	Defect Description	CS	CS Qty	Maint Qty	
515	Effectiveness (Steel Protective Coatings)	SUBSTANTIALLY EFFECTIVE ON TOP	2	5	5	Square Feet

General Comments**Span 2 Slab 1****Prestressed Concrete Cored Slab**

Element Number	Element Name	Total Qty	CS1 Qty	CS2 Qty	CS3 Qty	CS4 Qty	
15	Prestressed Concrete Top Flange	80	80	0	0	0	Square Feet
104	Prestressed Concrete Closed Web/Box Girder	30	0	0	30	0	Feet

Element Number	Defect Type	Defect Description	CS	CS Qty	Maint Qty	
104	Efflorescence/Rust Staining	EFFLO BUILT UP WITH STAIN ON BOTTOM FROM BETWEEN SLABS	3	30	30	Feet

General Comments

30 Feet of Efflorescence/Rust Staining: Heavy buildup with rust staining.

Span 2 Slab 2**Prestressed Concrete Cored Slab**

Element Number	Element Name	Total Qty	CS1 Qty	CS2 Qty	CS3 Qty	CS4 Qty	
15	Prestressed Concrete Top Flange	80	80	0	0	0	Square Feet
104	Prestressed Concrete Closed Web/Box Girder	30	0	0	30	0	Feet

Element Number	Defect Type	Defect Description	CS	CS Qty	Maint Qty	
104	Efflorescence/Rust Staining	EFFLO BUILT UP WITH STAIN ON BOTTOM FROM BETWEEN SLABS	3	30	30	Feet

General Comments

30 Feet of Efflorescence/Rust Staining: Heavy buildup with rust staining.

Span 2**Slab 3****Prestressed Concrete Cored Slab**

Element Number	Element Name	Total Qty	CS1 Qty	CS2 Qty	CS3 Qty	CS4 Qty	
15	Prestressed Concrete Top Flange	80	80	0	0	0	Square Feet
104	Prestressed Concrete Closed Web/Box Girder	30	0	30	0	0	Feet

Element Number	Defect Type	Defect Description	CS	CS Qty	Maint Qty	
104	Efflorescence/Rust Staining	EFFLO ON BOTTOM FROM BETWEEN SLABS	2	30		Feet

General Comments

30 Feet of Efflorescence/Rust Staining: Surface white without buildup or leaching without rust staining.

Span 2**Slab 4****Prestressed Concrete Cored Slab**

Element Number	Element Name	Total Qty	CS1 Qty	CS2 Qty	CS3 Qty	CS4 Qty	
15	Prestressed Concrete Top Flange	80	80	0	0	0	Square Feet
104	Prestressed Concrete Closed Web/Box Girder	30	28	2	0	0	Feet

Element Number	Defect Type	Defect Description	CS	CS Qty	Maint Qty	
104	Patched Area	PATCH AREA ON BOTTOM AT MID SPAN AND NEAR PIER 1	2	2		Feet

General Comments**Span 2****Slab 5****Prestressed Concrete Cored Slab**

Element Number	Element Name	Total Qty	CS1 Qty	CS2 Qty	CS3 Qty	CS4 Qty	
15	Prestressed Concrete Top Flange	80	80	0	0	0	Square Feet
104	Prestressed Concrete Closed Web/Box Girder	30	21	8	1	0	Feet

Element Number	Defect Type	Defect Description	CS	CS Qty	Maint Qty	
104	Delamination/Spall	SPALL ON LEFT BOTTOM CORNER MID SPAN 10" LONG X 5" WIDE X 1" DEEP	3	1	1	Feet
104	Efflorescence/Rust Staining	EFFLO ON BOTTOM FROM BETWEEN SLABS	2	8		Feet

General Comments

1 Feet of Delamination/Spall/Patched Area: Spall greater than 1 in. deep or greater than 6 in. diameter. Patched area that is unsound or showing distress. Does not warrant structural review. Left edge spall mid span 10" long x 5" wide x 1" deep

Span 2 **Slab 6****Prestressed Concrete Cored Slab**

Element Number	Element Name	Total Qty	CS1 Qty	CS2 Qty	CS3 Qty	CS4 Qty	
15	Prestressed Concrete Top Flange	80	80	0	0	0	Square Feet
104	Prestressed Concrete Closed Web/Box Girder	30	24	6	0	0	Feet

Element Number	Defect Type	Defect Description	CS	CS Qty	Maint Qty	
104	Efflorescence/Rust Staining	EFFLO ON BOTTOM FROM BETWEEN SLABS	2	6		Feet

General Comments

6 Feet of Efflorescence/Rust Staining: Surface white without buildup or leaching without rust staining.

Span 2 **Slab 7****Prestressed Concrete Cored Slab**

Element Number	Element Name	Total Qty	CS1 Qty	CS2 Qty	CS3 Qty	CS4 Qty	
15	Prestressed Concrete Top Flange	80	80	0	0	0	Square Feet
104	Prestressed Concrete Closed Web/Box Girder	30	23	7	0	0	Feet

Element Number	Defect Type	Defect Description	CS	CS Qty	Maint Qty	
104	Delamination/Spall	2" HONEYCOMB AREA ON BOTTOM MID SPAN	2	1	1	Feet
104	Efflorescence/Rust Staining	EFFLO ON BOTTOM FROM BETWEEN SLABS	2	6		Feet

General Comments

6 Feet of Efflorescence/Rust Staining: Surface white without buildup or leaching without rust staining.

Span 2 **Slab 8****Prestressed Concrete Cored Slab**

Element Number	Element Name	Total Qty	CS1 Qty	CS2 Qty	CS3 Qty	CS4 Qty	
15	Prestressed Concrete Top Flange	80	80	0	0	0	Square Feet
104	Prestressed Concrete Closed Web/Box Girder	30	20	10	0	0	Feet

Element Number	Defect Type	Defect Description	CS	CS Qty	Maint Qty	
104	Efflorescence/Rust Staining	EFFLO ON BOTTOM FROM BETWEEN SLABS	2	10		Feet

General Comments

6 Feet of Efflorescence/Rust Staining: Surface white without buildup or leaching without rust staining.

Span 2 **Slab 10****Prestressed Concrete Cored Slab**

Element Number	Element Name	Total Qty	CS1 Qty	CS2 Qty	CS3 Qty	CS4 Qty	
15	Prestressed Concrete Top Flange	80	80	0	0	0	Square Feet
104	Prestressed Concrete Closed Web/Box Girder	30	19	11	0	0	Feet

Element Number	Defect Type	Defect Description	CS	CS Qty	Maint Qty	
----------------	-------------	--------------------	----	--------	-----------	--

104	Delamination/Spall	4" X 2" HONEYCOMB AREA ON BOTTOM NEAR PIER 2	2	1	1	Feet
104	Efflorescence/Rust Staining	EFFLO ON BOTTOM FROM BETWEEN SLABS	2	10		Feet

General Comments**Span 2 Slab 11****Prestressed Concrete Cored Slab**

Element Number	Element Name	Total Qty	CS1 Qty	CS2 Qty	CS3 Qty	CS4 Qty
15	Prestressed Concrete Top Flange	80	80	0	0	0 Square Feet
104	Prestressed Concrete Closed Web/Box Girder	30	0	20	10	0 Feet

Element Number	Defect Type	Defect Description	CS	CS Qty	Maint Qty
104	Efflorescence/Rust Staining	EFFLO BUILT UP ON BOTTOM FROM BETWEEN SLABS	3	10	10 Feet
104	Efflorescence/Rust Staining	EFFLO ON BOTTOM FROM BETWEEN SLABS	2	20	Feet

General Comments

10 Feet of Efflorescence/Rust Staining: Heavy buildup with rust staining.
 10 Feet of Efflorescence/Rust Staining: Surface white without buildup or leaching without rust staining.

Span 2 Slab 12**Prestressed Concrete Cored Slab**

Element Number	Element Name	Total Qty	CS1 Qty	CS2 Qty	CS3 Qty	CS4 Qty
15	Prestressed Concrete Top Flange	80	80	0	0	0 Square Feet
104	Prestressed Concrete Closed Web/Box Girder	30	0	20	10	0 Feet

Element Number	Defect Type	Defect Description	CS	CS Qty	Maint Qty
104	Efflorescence/Rust Staining	EFFLO BUILT UP ON BOTTOM FROM BETWEEN SLABS	3	10	10 Feet
104	Efflorescence/Rust Staining	EFFLO ON BOTTOM FROM BETWEEN SLABS	2	20	Feet

General Comments

10 Feet of Efflorescence/Rust Staining: Heavy buildup with rust staining.
 10 Feet of Efflorescence/Rust Staining: Surface white without buildup or leaching without rust staining.

Span 2 Expansion Joint**Standard Joint**

Element Number	Element Name	Total Qty	CS1 Qty	CS2 Qty	CS3 Qty	CS4 Qty
301	Pourable Joint Seal	33	3	30	0	0 Feet

Element Number	Defect Type	Defect Description	CS	CS Qty	Maint Qty
301	Leakage	OLD MOISTURE STAIN ON PIER 1 CAP	2	30	Feet

General Comments

Covered with asphalt
 30 Feet of Leakage: None. Old moisture seepage stain on pier cap

Span 3 Wearing Surface**Asphalt Wearing Surface**

Element Number	Element Name	Total Qty	CS1 Qty	CS2 Qty	CS3 Qty	CS4 Qty
510	Wearing Surface	964	920	8	36	0 Square Feet

Element Number	Defect Type	Defect Description	CS	CS Qty	Maint Qty
510	Crack (Wearing Surface)	TRANSVERSE CRACKING OVER END BENT 2 UP TO 1" WIDE	3	30	30 Square Feet
510	Delamination/Spall (Wearing Surfaces)	ASPHALT BUSTING UP OVER END BENT 2 IN SBL NEAR WHITE LINE 18" x 5"	3	2	2 Square Feet
510	Patched Area/Pothole (Wearing Surface)	ASPHALT SEPARATED IN CENTER NEAR END BENT 2 x 4" WIDE	3	4	4 Square Feet
510	Crack (Wearing Surface)	LONGITUDINAL CRACKS 1/16" WIDE NEAR END BENT 2	2	8	8 Square Feet

General Comments

30 Square Feet of Crack (Wearing Surface): Width of more than 0.05 in. or spacing of less than 1.0 ft. Transverse cracking over end bent 2

Span 3 Left Bridge Rail**Steel Rail**

Element Number	Element Name	Total Qty	CS1 Qty	CS2 Qty	CS3 Qty	CS4 Qty
330	Metal Bridge Railing	32	32	0	0	0 Feet
515	Steel Protective Coating	188	180	8	0	0 Square Feet

Element Number	Defect Type	Defect Description	CS	CS Qty	Maint Qty
515	Effectiveness (Steel Protective Coatings)	SUBSTANTIALLY EFFECTIVE ON TOP	2	8	8 Square Feet

General Comments

Wheel guard cracking on north end

Span 3 Right Bridge Rail**Steel Rail**

Element Number	Element Name	Total Qty	CS1 Qty	CS2 Qty	CS3 Qty	CS4 Qty
330	Metal Bridge Railing	32	32	0	0	0 Feet
515	Steel Protective Coating	188	168	20	0	0 Square Feet

Element Number	Defect Type	Defect Description	CS	CS Qty	Maint Qty
515	Effectiveness (Steel Protective Coatings)	SUBSTANTIALLY EFFECTIVE ON TOP	2	20	20 Square Feet

General Comments

End section spalled off at joint on north end

Span 3 Expansion Joint**Standard Joint**

Element Number	Element Name	Total Qty	CS1 Qty	CS2 Qty	CS3 Qty	CS4 Qty
301	Pourable Joint Seal	33	33	0	0	0 Feet

Element Number	Defect Type	Defect Description	CS	CS Qty	Maint Qty
301	Leakage	OLD MOISTURE STAIN ON END BENT 2 CAP	1	30	Feet

General Comments

Covered with asphalt

30 Feet of Leakage: None. Old seepage stain on cap

Span 3**Slab 1****Prestressed Concrete Cored Slab**

Element Number	Element Name	Total Qty	CS1 Qty	CS2 Qty	CS3 Qty	CS4 Qty
15	Prestressed Concrete Top Flange	82	82	0	0	0 Square Feet
104	Prestressed Concrete Closed Web/Box Girder	30	0	19	11	0 Feet

Element Number	Defect Type	Defect Description	CS	CS Qty	Maint Qty
104	Cracking (PSC)	CRACK ON END AT PIER 2 UP TO 1/8" WIDE X 6" LONG	3	1	1 Feet
104	Efflorescence/Rust Staining	EFFLO BUILT UP ON BOTTOM FROM BETWEEN SLABS	3	10	10 Feet
104	Efflorescence/Rust Staining	EFFLO ON BOTTOM FROM BETWEEN SLABS	2	19	Feet

General Comments

20 Feet of Efflorescence/Rust Staining: Surface white without buildup or leaching without rust staining.
 10 Feet of Efflorescence/Rust Staining: Surface white without buildup or leaching without rust staining.

Span 3**Slab 2****Prestressed Concrete Cored Slab**

Element Number	Element Name	Total Qty	CS1 Qty	CS2 Qty	CS3 Qty	CS4 Qty
15	Prestressed Concrete Top Flange	82	82	0	0	0 Square Feet
104	Prestressed Concrete Closed Web/Box Girder	30	0	20	10	0 Feet

Element Number	Defect Type	Defect Description	CS	CS Qty	Maint Qty
104	Efflorescence/Rust Staining	EFFLO BUILT UP ON BOTTOM FROM BETWEEN SLABS	3	10	10 Feet
104	Delamination/Spall	TWO CHIP SPALLS ON RIGHT EDGE 5' FROM PIER 2, ONE 4" X 2" X 1/2" DEEP AND OTHER 3" X 2" X 1/2" DEEP	2	1	1 Feet
104	Efflorescence/Rust Staining	EFFLO ON BOTTOM FROM BETWEEN SLABS	2	19	Feet

General Comments

20 Feet of Efflorescence/Rust Staining: Heavy buildup with rust staining.
 9 Feet of Efflorescence/Rust Staining: Surface white without buildup or leaching without rust staining.
 1 Feet of Delamination/Spall/Patched Area: Delaminated. Spall 1 in. or less deep or 6 in. or less in diameter. Patched area that is sound. Two chip spalls on edge 5' from pier, one 3" x 2" and other 4" x 2" x 1/2" deep

Span 3**Slab 3****Prestressed Concrete Cored Slab**

Element Number	Element Name	Total Qty	CS1 Qty	CS2 Qty	CS3 Qty	CS4 Qty
15	Prestressed Concrete Top Flange	82	82	0	0	0 Square Feet
104	Prestressed Concrete Closed Web/Box Girder	30	0	30	0	0 Feet

Element Number	Defect Type	Defect Description	CS	CS Qty	Maint Qty
104	Delamination/Spall	SPALL ON RIGHT BOTTOM EDGE 4" LONG X 2" WIDE X 1/4" DEEP 6' FROM PIER 2	2	1	1 Feet
104	Efflorescence/Rust Staining	EFFLO ON BOTTOM FROM BETWEEN SLABS	2	29	Feet

General Comments

30 Feet of Efflorescence/Rust Staining: Surface white without buildup or leaching without rust staining.

Span 3 Slab 5
Prestressed Concrete Cored Slab

Element Number	Element Name	Total Qty	CS1 Qty	CS2 Qty	CS3 Qty	CS4 Qty
15	Prestressed Concrete Top Flange	82	82	0	0	0 Square Feet
104	Prestressed Concrete Closed Web/Box Girder	30	28	1	1	0 Feet

Element Number	Defect Type	Defect Description	CS	CS Qty	Maint Qty
104	Delamination/Spall	SPALL ON RIGHT BOTTOM EDGE 10" LONG X 2" WIDE X 1/2" DEEP NEAR MID SPAN	3	1	1 Feet
104	Delamination/Spall	SPALL ON RIGHT BOTTOM EDGE 5" LONG X 2" WIDE X 1/2" DEEP NEAR MID SPAN	2	1	Feet

General Comments

Span 3 Slab 11
Prestressed Concrete Cored Slab

Element Number	Element Name	Total Qty	CS1 Qty	CS2 Qty	CS3 Qty	CS4 Qty
15	Prestressed Concrete Top Flange	82	82	0	0	0 Square Feet
104	Prestressed Concrete Closed Web/Box Girder	30	0	0	30	0 Feet

Element Number	Defect Type	Defect Description	CS	CS Qty	Maint Qty
104	Efflorescence/Rust Staining	EFFLO BUILT UP AND STAIN ON BOTTOM FROM BETWEEN SLABS	3	30	30 Feet

General Comments

30 Feet of Efflorescence/Rust Staining: Heavy buildup with rust staining.

Span 3 Slab 12
Prestressed Concrete Cored Slab

Element Number	Element Name	Total Qty	CS1 Qty	CS2 Qty	CS3 Qty	CS4 Qty
15	Prestressed Concrete Top Flange	82	82	0	0	0 Square Feet
104	Prestressed Concrete Closed Web/Box Girder	30	0	0	30	0 Feet

Element Number	Defect Type	Defect Description	CS	CS Qty	Maint Qty
104	Efflorescence/Rust Staining	EFFLO BUILT UP AND STAIN ON BOTTOM FROM BETWEEN SLABS	3	30	30 Feet

General Comments

30 Feet of Efflorescence/Rust Staining: Heavy buildup with rust staining.

Span 3 Expansion Joint
Standard Joint

Element Number	Element Name	Total Qty	CS1 Qty	CS2 Qty	CS3 Qty	CS4 Qty
301	Pourable Joint Seal	33	33	0	0	0 Feet

Element Number	Defect Type	Defect Description	CS	CS Qty	Maint Qty
301	Leakage	OLD MOISTURE SEEPAGE STAIN ON PIER 2 CAP	1	30	Feet

General Comments

Covered with asphalt
30 Feet of Leakage: None. Old moisture seepage stain on pier cap

End Bent 1 Cap 1
Prestressed Concrete Pier Cap

Element Number	Element Name	Total Qty	CS1 Qty	CS2 Qty	CS3 Qty	CS4 Qty
233	Prestressed Concrete Pier Cap	41	34	1	6	0 Feet

Element Number	Defect Type	Defect Description	CS	CS Qty	Maint Qty
233	Cracking (PSC)	CRACKING ON BOTTOM AROUND CORNERS OF PILES 1/64" WIDE UP TO 6" LONG	3	6	6 Feet
233	Cracking (PSC)	HAIRLINE LONGITUDINAL CRACK ON FACE BETWEEN PILES 1-2	2	1	1 Feet

General Comments

6 Feet of Cracking (PSC): Width greater than 0.009 in. or spacing less than 1 ft. Cracking on bottom around corners of piles

End Bent 1 Pile 1
Steel Pile

Element Number	Element Name	Total Qty	CS1 Qty	CS2 Qty	CS3 Qty	CS4 Qty
225	Steel Pile	1	0	0	1	0 Each
515	Steel Protective Coating	8	5	0	0	3 Square Feet

Element Number	Defect Type	Defect Description	CS	CS Qty	Maint Qty
225	Corrosion	RUST SCALE WITH STEEL DOWN TO KNIFE EDGE EAST SIDE OF FRONT FLANGE ABOVE FOOTING 46" HIGH x 2" WIDE/PAR	3	1	1 Each
515	Effectiveness (Steel Protective Coatings)	NO PROTECTION	4	3	3 Square Feet

General Comments

1 Each of Corrosion: Freckled Rust. Corrosion of the steel has initiated
3 Square Feet of Effectiveness (Steel Protective Coatings): Limited effectiveness.

End Bent 1 Pile 2
Steel Pile

Element Number	Element Name	Total Qty	CS1 Qty	CS2 Qty	CS3 Qty	CS4 Qty
225	Steel Pile	1	0	0	1	0 Each
515	Steel Protective Coating	8	6	0	0	2 Square Feet

Element Number	Defect Type	Defect Description	CS	CS Qty	Maint Qty
225	Corrosion	1/4" STEEL REMAINING ON FRONT WEST EDGE 3" HIGH X 1" WIDE/PAR	3	1	1 Each
225	Corrosion	SURFACE RUST ON PLATE AND TOP OF PILE	2		Each
515	Effectiveness (Steel Protective Coatings)	NO PROTECTION	4	2	2 Square Feet

General Comments

1 Each of Corrosion: Freckled Rust. Corrosion of the steel has initiated on top
2 Square Feet of Effectiveness (Steel Protective Coatings): Limited effectiveness.

End Bent 1 Pile 3
Steel Pile

Element Number	Element Name	Total Qty	CS1 Qty	CS2 Qty	CS3 Qty	CS4 Qty
225	Steel Pile	1	0	1	0	0 Each
515	Steel Protective Coating	8	6	0	0	2 Square Feet

Element Number	Defect Type	Defect Description	CS	CS Qty	Maint Qty
225	Corrosion	SURFACE RUST ON PLATE AND TOP OF PILE	2	1	Each
515	Effectiveness (Steel Protective Coatings)	NO PROTECTION	4	2	2 Square Feet

General Comments

1 Each of Corrosion: Freckled Rust. Corrosion of the steel has initiated on top
 2 Square Feet of Effectiveness (Steel Protective Coatings): Limited effectiveness.

End Bent 1 Pile 4
Steel Pile

Element Number	Element Name	Total Qty	CS1 Qty	CS2 Qty	CS3 Qty	CS4 Qty
225	Steel Pile	1	0	1	0	0 Each
515	Steel Protective Coating	8	6	0	0	2 Square Feet

Element Number	Defect Type	Defect Description	CS	CS Qty	Maint Qty
225	Corrosion	SURFACE RUST ON PLATE AND TOP OF PILE	2	1	Each
515	Effectiveness (Steel Protective Coatings)	NO PROTECTION	4	2	2 Square Feet

General Comments

1 Each of Corrosion: Freckled Rust. Corrosion of the steel has initiated on top
 2 Square Feet of Effectiveness (Steel Protective Coatings): Limited effectiveness.

End Bent 1 Pile 5
Steel Pile

Element Number	Element Name	Total Qty	CS1 Qty	CS2 Qty	CS3 Qty	CS4 Qty
225	Steel Pile	1	0	1	0	0 Each
515	Steel Protective Coating	8	6	0	0	2 Square Feet

Element Number	Defect Type	Defect Description	CS	CS Qty	Maint Qty
225	Corrosion	SURFACE RUST ON PLATE AND TOP OF PILE	2	1	Each
515	Effectiveness (Steel Protective Coatings)	NO PROTECTION	4	2	2 Square Feet

General Comments

1 Each of Corrosion: Freckled Rust. Corrosion of the steel has initiated on top
 2 Square Feet of Effectiveness (Steel Protective Coatings): Limited effectiveness.

End Bent 1 Pile 6
Steel Pile

Element Number	Element Name	Total Qty	CS1 Qty	CS2 Qty	CS3 Qty	CS4 Qty
225	Steel Pile	1	0	0	1	0 Each
515	Steel Protective Coating	8	5	0	0	3 Square Feet

Element Number	Defect Type	Defect Description	CS	CS Qty	Maint Qty
----------------	-------------	--------------------	----	--------	-----------

225	Corrosion	RUST SCALE WITH REMAINING STEEL DOWN TO KNIFE EDGE ON EAST SIDE FRONT FLANGE UP 5" HIGH ABOVE FOOTING X 2" WIDE WITH EDGE BREAKING OFF/ PAR	3	1	1	Each
515	Effectiveness (Steel Protective Coatings)	NO PROTECTION	4	3	3	Square Feet

General Comments

1 Each of Corrosion: Freckled Rust. Corrosion of the steel has initiated on top
 2 Square Feet of Effectiveness (Steel Protective Coatings): Limited effectiveness.

Bent 1**Cap 1****Prestressed Concrete Pier Cap**

Element Number	Element Name	Total Qty	CS1 Qty	CS2 Qty	CS3 Qty	CS4 Qty
233	Prestressed Concrete Pier Cap	41	16	10	15	0 Feet

Element Number	Defect Type	Defect Description	CS	CS Qty	Maint Qty
233	Cracking (PSC)	CRACKING ON BOTTOM AROUND CORNERS OF PILE PLATES 1/64" WIDE UP TO 7" LONG	3	10	10 Feet
233	Cracking (PSC)	LONGITUDINAL CRACK ON BOTTOM 1/64" WIDE BETWEEN PILES 1-3	3	5	5 Feet
233	Cracking (PSC)	HAIRLINE LONGITUDINAL CRACKS ON BOTH FACES OVER PILES	2	8	8 Feet
233	Delamination/Spall	SPALLS ON BOTTOM AT EAST END AND ON BOTTOM BETWEEN PILES 6 -7 UP TO 4" DIAMETER X 1/2" DEEP WITH STEEL EXPOSED	2	1	1 Feet
233	Exposed Rebar	STEEL EXPOSED	2	1	1 Feet

General Comments

1 Feet of Delamination/Spall/Patched Area: Delaminated. Spall 1 in. or less deep or 6 in. or less in diameter. Patched area that is sound. 3" diameter spalls on bottom at east end and between piles 6 and 7 with rebar exposed between piles 6 and 7
 1 Feet of Exposed Rebar: Present without measurable section loss.
 10 Feet of Cracking (PSC): Width greater than 0.009 in. or spacing less than 1 ft. Cracking on bottom around corners of pile plates

Bent 1**Pile 1****Steel Pile**

Element Number	Element Name	Total Qty	CS1 Qty	CS2 Qty	CS3 Qty	CS4 Qty
225	Steel Pile	1	0	1	0	0 Each
515	Steel Protective Coating	28	26	0	0	2 Square Feet

Element Number	Defect Type	Defect Description	CS	CS Qty	Maint Qty
225	Corrosion	1/4" STEEL REMAINING ON BOTTOM WEST SPAN 2 FLANGE UP 3" x 2" WIDE/PAR	3		Each
225	Corrosion	RUST SCALE ON PILE PLATE WITH SURFACE RUST ON TOP	2	1	Each
515	Effectiveness (Steel Protective Coatings)	NO PROTECTION	4	2	2 Square Feet

General Comments

1 Each of Corrosion: Section loss is evident or pack rust is present but does not warrant structural review on top of pile
 2 Square Feet of Effectiveness (Steel Protective Coatings): Limited effectiveness.

Bent 1 Pile 2
Steel Pile

Element Number	Element Name	Total Qty	CS1 Qty	CS2 Qty	CS3 Qty	CS4 Qty	
225	Steel Pile	1	0	1	0	0	Each
515	Steel Protective Coating	28	25	0	0	3	Square Feet

Element Number	Defect Type	Defect Description	CS	CS Qty	Maint Qty	
225	Corrosion	RUST SCALE ON PILE PLATE WITH SURFACE RUST ON TOP AND BOTTOM OF PILE	2	1		Each
515	Effectiveness (Steel Protective Coatings)	NO PROTECTION	4	3	3	Square Feet

General Comments

1 Each of Corrosion: Section loss is evident or pack rust is present but does not warrant structural review on top of pile
 2 Square Feet of Effectiveness (Steel Protective Coatings): Limited effectiveness.

Bent 1 Pile 3
Steel Pile

Element Number	Element Name	Total Qty	CS1 Qty	CS2 Qty	CS3 Qty	CS4 Qty	
225	Steel Pile	1	0	0	1	0	Each
515	Steel Protective Coating	28	25	0	0	3	Square Feet

Element Number	Defect Type	Defect Description	CS	CS Qty	Maint Qty	
225	Corrosion	1/8" STEEL REMAINING ON BACK EAST FLANGE AT BOTTOM UP 3"/PAR	3			Each
225	Corrosion	RUST SCALE ON PILE PLATE WITH SURFACE RUST ON TOP AND RUST SCALE ON BOTTOM OF FLANGE ON WEST SIDE WITH 1/4" STEEL REMAINING ON 1/2" FLANGE 3" HIGH X 2" WIDE/PM	3	1	1	Each
515	Effectiveness (Steel Protective Coatings)	NO PROTECTION	4	3	3	Square Feet

General Comments

1 Each of Corrosion: Section loss is evident or pack rust is present but does not warrant structural review on top of pile
 2 Square Feet of Effectiveness (Steel Protective Coatings): Limited effectiveness.

Bent 1 Pile 4
Steel Pile

Element Number	Element Name	Total Qty	CS1 Qty	CS2 Qty	CS3 Qty	CS4 Qty	
225	Steel Pile	1	0	0	1	0	Each
515	Steel Protective Coating	28	25	0	0	3	Square Feet

Element Number	Defect Type	Defect Description	CS	CS Qty	Maint Qty	
225	Corrosion	RUST SCALE ON PILE PLATE WITH SURFACE RUST ON TOP AND RUST SCALE ON BOTTOM OF FLANGE ON EAST SIDE ON SOUTH FACE UP 3" X 2" WIDE WITH 1/4" STEEL REMAINING ON 1/2" FLANGE/PAR	3	1		Each
515	Effectiveness (Steel Protective Coatings)	NO PROTECTION	4	3	3	Square Feet

General Comments

1 Each of Corrosion: Section loss is evident or pack rust is present but does not warrant structural review on top of pile

Bent 1**Pile 5****Steel Pile**

Element Number	Element Name	Total Qty	CS1 Qty	CS2 Qty	CS3 Qty	CS4 Qty	
225	Steel Pile	1	0	1	0	0	Each
515	Steel Protective Coating	28	25	0	0	3	Square Feet

Element Number	Defect Type	Defect Description	CS	CS Qty	Maint Qty	
225	Corrosion	RUST SCALE ON PILE PLATE WITH SURFACE RUST ON TOP OF PILE	2	1		Each
515	Effectiveness (Steel Protective Coatings)	NO PROTECTION	4	3	3	Square Feet

General Comments

- 1 Each of Corrosion: Section loss is evident or pack rust is present but does not warrant structural review on top of pile
 2 Square Feet of Effectiveness (Steel Protective Coatings): Limited effectiveness.

Bent 1**Pile 6****Steel Pile**

Element Number	Element Name	Total Qty	CS1 Qty	CS2 Qty	CS3 Qty	CS4 Qty	
225	Steel Pile	1	0	1	0	0	Each
515	Steel Protective Coating	28	25	0	0	3	Square Feet

Element Number	Defect Type	Defect Description	CS	CS Qty	Maint Qty	
225	Corrosion	RUST SCALE ON PILE PLATE WITH SURFACE RUST ON TOP AND RUST SCALE ON BOTTOM OF FLANGE ON BOTH EAST SIDES WITH 7/16" STEEL REMAINING ON 1/2" FLANGE	2	1		Each
515	Effectiveness (Steel Protective Coatings)	NO PROTECTION	4	3	3	Square Feet

General Comments

- 1 Each of Corrosion: Section loss is evident or pack rust is present but does not warrant structural review on top of pile
 2 Square Feet of Effectiveness (Steel Protective Coatings): Limited effectiveness.

Bent 1**Pile 7****Steel Pile**

Element Number	Element Name	Total Qty	CS1 Qty	CS2 Qty	CS3 Qty	CS4 Qty	
225	Steel Pile	1	0	1	0	0	Each
515	Steel Protective Coating	28	26	0	0	2	Square Feet

Element Number	Defect Type	Defect Description	CS	CS Qty	Maint Qty	
225	Corrosion	RUST SCALE ON PILE PLATE WITH SURFACE RUST ON TOP OF PILE	2	1		Each
515	Effectiveness (Steel Protective Coatings)	NO PROTECTION	4	2	2	Square Feet

General Comments

- 1 Each of Corrosion: Section loss is evident or pack rust is present but does not warrant structural review on top of pile

End Bent 1**Abutment****Reinforced Concrete Abutment**

Element Number	Element Name	Total Qty	CS1 Qty	CS2 Qty	CS3 Qty	CS4 Qty
215	Reinforced Concrete Abutment	54	38	15	1	0 Feet

Element Number	Defect Type	Defect Description	CS	CS Qty	Maint Qty
215	Delamination/Spall	SPALL AT SOUTHWEST CORNER 12" LONG X 4" WIDE X 1" DEEP	3	1	1 Feet
215	Abrasion/Wear (PSC/RC)	CONCRETE VOIDS IN TOP WHERE CONCRETE WAS POURED BETWEEN PILES 1-4	2	15	Feet

General Comments

1 Feet of Delamination/Spall/Patched Area: Spall greater than 1 in. deep or greater than 6 in. diameter. Patched area that is unsound or showing distress. Does not warrant structural review. Spall on southwest corner, 12" long x 4" wide x 1" deep
 15 Feet of Abrasion/Wear (PSC/RAIL CONNECTION): Abrasion or wearing has exposed coarse aggregate but the aggregate remains secure in the concrete. Concrete voids with exposed aggregate on top of abutment

Bent 1**Footing****Reinforced Concrete Footing**

Element Number	Element Name	Total Qty	CS1 Qty	CS2 Qty	CS3 Qty	CS4 Qty
220	Reinforced Concrete Pile Cap/Footing	41	31	10	0	0 Feet

Element Number	Defect Type	Defect Description	CS	CS Qty	Maint Qty
220	Abrasion/Wear (PSC/RC)	SCALE ALONG BOTTOM	2	10	Feet

General Comments**End Bent 2****Cap 1****Prestressed Concrete Pier Cap**

Element Number	Element Name	Total Qty	CS1 Qty	CS2 Qty	CS3 Qty	CS4 Qty
233	Prestressed Concrete Pier Cap	41	28	7	6	0 Feet

Element Number	Defect Type	Defect Description	CS	CS Qty	Maint Qty
233	Cracking (PSC)	CRACKING ON BOTTOM AROUND CORNERS OF PILES 1/64" WIDE UP TO 6" LONG	3	6	6 Feet
233	Cracking (PSC)	HAIRLINE LONGITUDINAL AND MAP CRACKING ON ENDS	2	6	6 Feet
233	Delamination/Spall	SPALL ON TOP UNDER SLAB 1, 4" X 2" X 1/2" DEEP	2	1	1 Feet

General Comments

6 Feet of Cracking (PSC): Width 0.004-0.009 in. or spacing 1.0-3.0 ft. Cracking on ends of cap
 6 Feet of Cracking (PSC): Width 0.004-0.009 in. or spacing 1.0-3.0 ft. Cracking on bottom around corners of pile plates

End Bent 2**Pile 1****Steel Pile**

Element Number	Element Name	Total Qty	CS1 Qty	CS2 Qty	CS3 Qty	CS4 Qty
225	Steel Pile	1	0	0	1	0 Each
515	Steel Protective Coating	8	5	0	0	3 Square Feet

Element Number	Defect Type	Defect Description	CS	CS Qty	Maint Qty
----------------	-------------	--------------------	----	--------	-----------

225	Corrosion	RUST SCALE ON TOP OF SOUTH FLANGE ON WEST END 3" LONG X 2" WIDE WITH 1/4" STEEL REMAINING ON 1/2" FLANGE/PAR	3	1	1	Each
225	Corrosion	RUST SCALE ON TOP AND BOTTOM	2			Each
515	Effectiveness (Steel Protective Coatings)	NO PROTECTION	4	3	3	Square Feet

General Comments

- 1 Each of Corrosion: Section loss is evident or pack rust is present but does not warrant structural review on top of pile
2 Square Feet of Effectiveness (Steel Protective Coatings): Limited effectiveness.

End Bent 2 Pile 2**Steel Pile**

Element Number	Element Name	Total Qty	CS1 Qty	CS2 Qty	CS3 Qty	CS4 Qty
225	Steel Pile	1	0	1	0	0 Each
515	Steel Protective Coating	8	6	0	1	1 Square Feet

Element Number	Defect Type	Defect Description	CS	CS Qty	Maint Qty
225	Corrosion	RUST SCALE ON TOP AT PILE PLATE WITH SURFACE RUST ON TOP OF PILE	2	1	Each
515	Effectiveness (Steel Protective Coatings)	NO PROTECTION	4	1	1 Square Feet
515	Effectiveness (Steel Protective Coatings)	LIMITED EFFECTIVENESS	3	1	1 Square Feet

General Comments

- 1 Each of Corrosion: Section loss is evident or pack rust is present but does not warrant structural review on top of pile
2 Square Feet of Effectiveness (Steel Protective Coatings): Limited effectiveness.

End Bent 2 Pile 3**Steel Pile**

Element Number	Element Name	Total Qty	CS1 Qty	CS2 Qty	CS3 Qty	CS4 Qty
225	Steel Pile	1	0	1	0	0 Each
515	Steel Protective Coating	8	6	0	1	1 Square Feet

Element Number	Defect Type	Defect Description	CS	CS Qty	Maint Qty
225	Corrosion	RUST SCALE ON TOP AT PILE PLATE WITH SURFACE RUST ON TOP OF PILE	2	1	Each
515	Effectiveness (Steel Protective Coatings)	NO PROTECTION	4	1	1 Square Feet
515	Effectiveness (Steel Protective Coatings)	LIMITED EFFECTIVENESS	3	1	1 Square Feet

General Comments

- 1 Each of Corrosion: Section loss is evident or pack rust is present but does not warrant structural review on top of pile
2 Square Feet of Effectiveness (Steel Protective Coatings): Limited effectiveness.

End Bent 2 Pile 4**Steel Pile**

Element Number	Element Name	Total Qty	CS1 Qty	CS2 Qty	CS3 Qty	CS4 Qty
225	Steel Pile	1	0	1	0	0 Each
515	Steel Protective Coating	8	6	0	1	1 Square Feet

Element Number	Defect Type	Defect Description	CS	CS Qty	Maint Qty
225	Corrosion	RUST SCALE ON TOP AT PILE PLATE WITH SURFACE RUST ON TOP OF PILE	2	1	Each

Structure Number: **790201**

Inspection Date: **09/13/2021**

515	Effectiveness (Steel Protective Coatings)	NO PROTECTION	4	1	1	Square Feet
515	Effectiveness (Steel Protective Coatings)	LIMITED EFFECTIVENESS	3	1	1	Square Feet

General Comments

1 Each of Corrosion: Section loss is evident or pack rust is present but does not warrant structural review on top of pile
 2 Square Feet of Effectiveness (Steel Protective Coatings): Limited effectiveness.

End Bent 2 Pile 5

Steel Pile

Element Number	Element Name	Total Qty	CS1 Qty	CS2 Qty	CS3 Qty	CS4 Qty
225	Steel Pile	1	0	0	1	0 Each
515	Steel Protective Coating	8	5	0	1	2 Square Feet

Element Number	Defect Type	Defect Description	CS	CS Qty	Maint Qty
225	Corrosion	RUST SCALE ON BOTTOM FRONT FLANGE ON ACROSS WIDTH WITH 1/4" SECTION LOSS AND COMPLETE SECTION LOSS ON BOTTOM EAST SIDE 2" X 1" AREA ON 1/2" FLANGE/PAR	3	1	1 Each
515	Effectiveness (Steel Protective Coatings)	NO PROTECTION	4	2	2 Square Feet
515	Effectiveness (Steel Protective Coatings)	LIMITED EFFECTIVENESS	3	1	1 Square Feet

General Comments

1 Each of Corrosion: Section loss is evident or pack rust is present but does not warrant structural review on top and side of pile
 3 Square Feet of Effectiveness (Steel Protective Coatings): Limited effectiveness.

End Bent 2 Pile 6

Steel Pile

Element Number	Element Name	Total Qty	CS1 Qty	CS2 Qty	CS3 Qty	CS4 Qty
225	Steel Pile	1	0	1	0	0 Each
515	Steel Protective Coating	8	6	0	1	1 Square Feet

Element Number	Defect Type	Defect Description	CS	CS Qty	Maint Qty
225	Corrosion	RUST SCALE ON TOP AT PILE PLATE WITH SURFACE RUST ON TOP OF PILE	2	1	Each
515	Effectiveness (Steel Protective Coatings)	NO PROTECTION	4	1	1 Square Feet
515	Effectiveness (Steel Protective Coatings)	LIMITED EFFECTIVENESS	3	1	1 Square Feet

General Comments

1 Each of Corrosion: Freckled Rust. Corrosion of the steel has initiated on top of pile
 2 Square Feet of Effectiveness (Steel Protective Coatings): Limited effectiveness.

Bent 2 Cap 1

Prestressed Concrete Pier Cap

Element Number	Element Name	Total Qty	CS1 Qty	CS2 Qty	CS3 Qty	CS4 Qty
233	Prestressed Concrete Pier Cap	41	22	6	13	0 Feet

Element Number	Defect Type	Defect Description	CS	CS Qty	Maint Qty
233	Cracking (PSC)	CRACKING ON BOTTOM AROUND CORNERS OF PILE PLATES 1/64" WIDE UP TO 8" LONG	3	7	7 Feet
233	Delamination/Spall	DELAM AREA 3' LONG X 5" WIDE OVER PILE 3 ON SOUTH FACE	3	3	3 Feet

233	Delamination/Spall	DELAM AREA ON NORTH FACE OVER PILE 2, 18" LONG X 5" WIDE	3	2	2 Feet
233	Patched Area	PATCH HAS CRACK ON TOP AT NORTHWEST CORNER	3	1	1 Feet
233	Cracking (PSC)	HAIRLINE DIAGONAL ON SOUTH FACE OVER PILE 2	2	2	2 Feet
233	Cracking (PSC)	HAIRLINE LONGITUDINAL CRACK ON BOTH FACES ON EAST END AND OVER PILE 3	2	4	4 Feet

General Comments

3 Feet of Delamination/Spall/Patched Area: Spall greater than 1 in. deep or greater than 6 in. diameter. Patched area that is unsound or showing distress. Does not warrant structural review. Delam area over pile 3 on south face, 30" long x 5" wide
 2 Feet of Delamination/Spall/Patched Area: Spall greater than 1 in. deep or greater than 6 in. diameter. Patched area that is unsound or showing distress. Does not warrant structural review. Delam area over pile 2 on north face 18" long x 5" wide
 7 Feet of Cracking (PSC): Width greater than 0.009 in. or spacing less than 1 ft. Cracking on bottom around pile plate corners

Bent 2**Pile 1****Steel Pile**

Element Number	Element Name	Total Qty	CS1 Qty	CS2 Qty	CS3 Qty	CS4 Qty
225	Steel Pile	1	0	0	1	0 Each
515	Steel Protective Coating	28	24	0	0	4 Square Feet

Element Number	Defect Type	Defect Description	CS	CS Qty	Maint Qty
225	Corrosion	RUST SCALE ON TOP OF PLATE WITH SURFACE RUST ON TOP OF PILE, RUST SCALE ON BOTTOM WEST NORTH FLANGE WITH 1/4" STEEL REMAINING ON 1/2" FLANGE AREA STARTING AT BOTTOM 4" HIGH X 3" WIDE/PM	3	1	Each
225	Corrosion	1/4" STEEL REMAINING ON BOTTOM EAST NORTH FLANGE UP 2" FROM BOTTOM X 2" WIDE/PAR	2		Each
225	Corrosion	RUST SCALE ON TOP PLATE WITH SURFACE RUST ON TOP OF PILE	2		Each
515	Effectiveness (Steel Protective Coatings)	NO PROTECTION	4	4	4 Square Feet

General Comments

1 Each of Corrosion: Section loss is evident or pack rust is present but does not warrant structural review on top of pile
 2 Square Feet of Effectiveness (Steel Protective Coatings): Limited effectiveness.

Bent 2**Pile 2****Steel Pile**

Element Number	Element Name	Total Qty	CS1 Qty	CS2 Qty	CS3 Qty	CS4 Qty
225	Steel Pile	1	0	0	1	0 Each
515	Steel Protective Coating	28	24	0	0	4 Square Feet

Element Number	Defect Type	Defect Description	CS	CS Qty	Maint Qty
225	Corrosion	RUST SCALE ON BOTTOM EAST FLANGE ON SOUTH SIDE UP 3" HIGH X 2" WIDE WITH 1/8" STEEL REMAINING ON 1/2" FLANGE/PAR	3		Each
225	Corrosion	RUST SCALE ON BOTTOM WEST FLANGE ON SOUTH SIDE UP 3" HIGH X 2" WIDE WITH 1/8" STEEL REMAINING ON 1/2" FLANGE/PAR	3	1	1 Each
225	Corrosion	SURFACE AND RUST SCALE ON TOP OF PILE AND PLATE	2		Each
515	Effectiveness (Steel Protective Coatings)	NO PROTECTION	4	4	4 Square Feet

General Comments

1 Each of Corrosion: Section loss is evident or pack rust is present but does not warrant structural review on top of pile
 2 Square Feet of Effectiveness (Steel Protective Coatings): Limited effectiveness.

Bent 2**Pile 3****Steel Pile**

Element Number	Element Name	Total Qty	CS1 Qty	CS2 Qty	CS3 Qty	CS4 Qty
225	Steel Pile	1	0	0	1	0 Each
515	Steel Protective Coating	28	24	0	0	4 Square Feet

Element Number	Defect Type	Defect Description	CS	CS Qty	Maint Qty
225	Corrosion	RUST SCALE ON BOTTOM EAST FLANGE ON SOUTH SIDE UP 3" HIGH X 2" WIDE WITH 1/4" STEEL REMAINING ON 1/2" FLANGE/PAR	3		Each
225	Corrosion	RUST SCALE ON BOTTOM WEST FLANGE ON SOUTH SIDE UP 3" HIGH X 2" WIDE WITH 1/8" STEEL REMAINING ON 1/2" FLANGE/PAR	3	1	1 Each
225	Corrosion	RUST SCALE ON TOP PLATE WITH SURFACE RUST ON TOP OF PILE	2		Each
515	Effectiveness (Steel Protective Coatings)	NO PROTECTION	4	4	4 Square Feet

General Comments

- 1 Each of Corrosion: Section loss is evident or pack rust is present but does not warrant structural review on top of pile
 2 Square Feet of Effectiveness (Steel Protective Coatings): Limited effectiveness.

Bent 2**Pile 4****Steel Pile**

Element Number	Element Name	Total Qty	CS1 Qty	CS2 Qty	CS3 Qty	CS4 Qty
225	Steel Pile	1	0	0	1	0 Each
515	Steel Protective Coating	28	24	0	0	4 Square Feet

Element Number	Defect Type	Defect Description	CS	CS Qty	Maint Qty
225	Corrosion	RUST SCALE ON BOTTOM OF NORTH FLANGE ON WEST SIDE UP 4" WITH 1/8" STEEL REMAINING ON 1/2" FLANGE/PAR	3		Each
225	Corrosion	RUST SCALE ON BOTTOM OF SOUTH FLANGE ON EAST SIDE UP 4" WITH 1/8" STEEL REMAINING ON 1/2" FLANGE/PAR	3		Each
225	Corrosion	RUST SCALE ON BOTTOM OF SOUTH FLANGE ON WEST SIDE UP 4" X 2" WIDE WITH 1/8" STEEL REMAINING ON 1/2" FLANGE/PAR	3	1	1 Each
225	Corrosion	RUST SCALE ON TOP PLATE WITH SURFACE RUST ON TOP OF PILE	2		Each
515	Effectiveness (Steel Protective Coatings)	NO PROTECTION	4	4	4 Square Feet

General Comments

- 1 Each of Corrosion: Section loss is evident or pack rust is present but does not warrant structural review on top of pile
 2 Square Feet of Effectiveness (Steel Protective Coatings): Limited effectiveness.

Bent 2**Pile 5****Steel Pile**

Element Number	Element Name	Total Qty	CS1 Qty	CS2 Qty	CS3 Qty	CS4 Qty
225	Steel Pile	1	0	0	1	0 Each
515	Steel Protective Coating	28	24	0	0	4 Square Feet

Element Number	Defect Type	Defect Description	CS	CS Qty	Maint Qty
225	Corrosion	RUST SCALE ON BOTTOM OF NORTH FLANGE ON EAST SIDE UP 4" X 2" WIDE WITH 1/8" STEEL REMAINING ON 1/2" FLANGE/PAR	3		Each

225	Corrosion	RUST SCALE ON BOTTOM OF NORTH FLANGE ON WEST SIDE UP 2" X 1" WIDE WITH 1/4" STEEL REMAINING ON 1/2" FLANGE/PAR	3			Each
225	Corrosion	RUST SCALE ON BOTTOM OF SOUTH FLANGE ON EAST SIDE UP 3" X 2" WIDE WITH 1/8" STEEL REMAINING ON 1/2" FLANGE/PAR	3			Each
225	Corrosion	RUST SCALE ON BOTTOM OF SOUTH FLANGE ON WEST SIDE UP 2" X 2" WIDE WITH 1/8" STEEL REMAINING ON 1/2" FLANGE/PAR	3	1	1	Each
225	Corrosion	RUST SCALE ON TOP PLATE WITH SURFACE RUST ON TOP OF PILE	2			Each
515	Effectiveness (Steel Protective Coatings)	NO PROTECTION	4	4	4	Square Feet

General Comments

1 Each of Corrosion: Section loss is evident or pack rust is present but does not warrant structural review on top of pile
 2 Square Feet of Effectiveness (Steel Protective Coatings): Limited effectiveness.

Bent 2 Pile 6

Steel Pile

Element Number	Element Name	Total Qty	CS1 Qty	CS2 Qty	CS3 Qty	CS4 Qty
225	Steel Pile	1	0	0	1	0 Each
515	Steel Protective Coating	28	25	0	0	3 Square Feet

Element Number	Defect Type	Defect Description	CS	CS Qty	Maint Qty
225	Corrosion	RUST SCALE ON BOTTOM OF SOUTH FLANGE ON EAST SIDE UP 3" X 2" WIDE WITH 1/8" STEEL REMAINING ON 1/2" FLANGE/PAR	3	1	Each
225	Corrosion	RUST SCALE ON BOTTOM OF SOUTH FLANGE ON WEST SIDE UP 3" X 2" WIDE WITH 1/4" STEEL REMAINING ON 1/2" FLANGE/PAR	3		Each
225	Corrosion	RUST SCALE ON TOP PLATE WITH SURFACE RUST ON TOP OF PILE	2		Each
515	Effectiveness (Steel Protective Coatings)	NO PROTECTION	4	3	3 Square Feet

General Comments

1 Each of Corrosion: Section loss is evident or pack rust is present but does not warrant structural review on top of pile
 2 Square Feet of Effectiveness (Steel Protective Coatings): Limited effectiveness.

Bent 2 Pile 7

Steel Pile

Element Number	Element Name	Total Qty	CS1 Qty	CS2 Qty	CS3 Qty	CS4 Qty
225	Steel Pile	1	0	1	0	0 Each
515	Steel Protective Coating	28	26	0	0	2 Square Feet

Element Number	Defect Type	Defect Description	CS	CS Qty	Maint Qty
225	Corrosion	RUST SCALE ON TOP PLATE WITH SURFACE RUST ON TOP OF PILE	2	1	Each
515	Effectiveness (Steel Protective Coatings)	NO PROTECTION	4	2	2 Square Feet

General Comments

1 Each of Corrosion: Section loss is evident or pack rust is present but does not warrant structural review on top of pile
 2 Square Feet of Effectiveness (Steel Protective Coatings): Limited effectiveness.

Elements Verified

Location	Name	Component	Element Name	Amount
Span 1	Slab 1	Prestressed Concrete Cored Slab	Prestressed Concrete Closed Web/Box Girder	30
Span 1	Slab 1	Prestressed Concrete Cored Slab	Prestressed Concrete Top Flange	82
Span 1	Slab 2	Prestressed Concrete Cored Slab	Prestressed Concrete Closed Web/Box Girder	30
Span 1	Slab 2	Prestressed Concrete Cored Slab	Prestressed Concrete Top Flange	82
Span 1	Slab 3	Prestressed Concrete Cored Slab	Prestressed Concrete Closed Web/Box Girder	30
Span 1	Slab 3	Prestressed Concrete Cored Slab	Prestressed Concrete Top Flange	82
Span 1	Slab 4	Prestressed Concrete Cored Slab	Prestressed Concrete Closed Web/Box Girder	30
Span 1	Slab 4	Prestressed Concrete Cored Slab	Prestressed Concrete Top Flange	82
Span 1	Slab 5	Prestressed Concrete Cored Slab	Prestressed Concrete Closed Web/Box Girder	30
Span 1	Slab 5	Prestressed Concrete Cored Slab	Prestressed Concrete Top Flange	82
Span 1	Slab 6	Prestressed Concrete Cored Slab	Prestressed Concrete Closed Web/Box Girder	30
Span 1	Slab 6	Prestressed Concrete Cored Slab	Prestressed Concrete Top Flange	82
Span 1	Slab 7	Prestressed Concrete Cored Slab	Prestressed Concrete Closed Web/Box Girder	30
Span 1	Slab 7	Prestressed Concrete Cored Slab	Prestressed Concrete Top Flange	82
Span 1	Slab 8	Prestressed Concrete Cored Slab	Prestressed Concrete Closed Web/Box Girder	30
Span 1	Slab 8	Prestressed Concrete Cored Slab	Prestressed Concrete Top Flange	82
Span 1	Slab 9	Prestressed Concrete Cored Slab	Prestressed Concrete Closed Web/Box Girder	30
Span 1	Slab 9	Prestressed Concrete Cored Slab	Prestressed Concrete Top Flange	82
Span 1	Slab 10	Prestressed Concrete Cored Slab	Prestressed Concrete Closed Web/Box Girder	30
Span 1	Slab 10	Prestressed Concrete Cored Slab	Prestressed Concrete Top Flange	82
Span 1	Slab 11	Prestressed Concrete Cored Slab	Prestressed Concrete Closed Web/Box Girder	30
Span 1	Slab 11	Prestressed Concrete Cored Slab	Prestressed Concrete Top Flange	82
Span 1	Slab 12	Prestressed Concrete Cored Slab	Prestressed Concrete Closed Web/Box Girder	30
Span 1	Slab 12	Prestressed Concrete Cored Slab	Prestressed Concrete Top Flange	82
Span 1	Left Bridge Rail	Steel Rail	Metal Bridge Railing	32
Span 1	Right Bridge Rail	Steel Rail	Metal Bridge Railing	32
Span 1	Expansion Joint	Standard Joint	Pourable Joint Seal	33
Span 1	Wearing Surface	Asphalt Wearing Surface	Wearing Surface	964
Span 2	Slab 1	Prestressed Concrete Cored Slab	Prestressed Concrete Closed Web/Box Girder	30
Span 2	Slab 1	Prestressed Concrete Cored Slab	Prestressed Concrete Top Flange	80
Span 2	Slab 2	Prestressed Concrete Cored Slab	Prestressed Concrete Closed Web/Box Girder	30
Span 2	Slab 2	Prestressed Concrete Cored Slab	Prestressed Concrete Top Flange	80
Span 2	Slab 3	Prestressed Concrete Cored Slab	Prestressed Concrete Closed Web/Box Girder	30
Span 2	Slab 3	Prestressed Concrete Cored Slab	Prestressed Concrete Top Flange	80
Span 2	Slab 4	Prestressed Concrete Cored Slab	Prestressed Concrete Closed Web/Box Girder	30
Span 2	Slab 4	Prestressed Concrete Cored Slab	Prestressed Concrete Top Flange	80
Span 2	Slab 5	Prestressed Concrete Cored Slab	Prestressed Concrete Closed Web/Box Girder	30
Span 2	Slab 5	Prestressed Concrete Cored Slab	Prestressed Concrete Top Flange	80
Span 2	Slab 6	Prestressed Concrete Cored Slab	Prestressed Concrete Closed Web/Box Girder	30
Span 2	Slab 6	Prestressed Concrete Cored Slab	Prestressed Concrete Top Flange	80
Span 2	Slab 7	Prestressed Concrete Cored Slab	Prestressed Concrete Closed Web/Box Girder	30
Span 2	Slab 7	Prestressed Concrete Cored Slab	Prestressed Concrete Top Flange	80
Span 2	Slab 8	Prestressed Concrete Cored Slab	Prestressed Concrete Closed Web/Box Girder	30
Span 2	Slab 8	Prestressed Concrete Cored Slab	Prestressed Concrete Top Flange	80
Span 2	Slab 9	Prestressed Concrete Cored Slab	Prestressed Concrete Closed Web/Box Girder	30

Elements Verified

Location	Name	Component	Element Name	Amount
Span 2	Slab 9	Prestressed Concrete Cored Slab	Prestressed Concrete Top Flange	80
Span 2	Slab 10	Prestressed Concrete Cored Slab	Prestressed Concrete Closed Web/Box Girder	30
Span 2	Slab 10	Prestressed Concrete Cored Slab	Prestressed Concrete Top Flange	80
Span 2	Slab 11	Prestressed Concrete Cored Slab	Prestressed Concrete Closed Web/Box Girder	30
Span 2	Slab 11	Prestressed Concrete Cored Slab	Prestressed Concrete Top Flange	80
Span 2	Slab 12	Prestressed Concrete Cored Slab	Prestressed Concrete Closed Web/Box Girder	30
Span 2	Slab 12	Prestressed Concrete Cored Slab	Prestressed Concrete Top Flange	80
Span 2	Left Bridge Rail	Steel Rail	Metal Bridge Railing	31
Span 2	Right Bridge Rail	Steel Rail	Metal Bridge Railing	31
Span 2	Expansion Joint	Standard Joint	Pourable Joint Seal	33
Span 2	Wearing Surface	Asphalt Wearing Surface	Wearing Surface	931
Span 3	Slab 1	Prestressed Concrete Cored Slab	Prestressed Concrete Closed Web/Box Girder	30
Span 3	Slab 1	Prestressed Concrete Cored Slab	Prestressed Concrete Top Flange	82
Span 3	Slab 2	Prestressed Concrete Cored Slab	Prestressed Concrete Closed Web/Box Girder	30
Span 3	Slab 2	Prestressed Concrete Cored Slab	Prestressed Concrete Top Flange	82
Span 3	Slab 3	Prestressed Concrete Cored Slab	Prestressed Concrete Closed Web/Box Girder	30
Span 3	Slab 3	Prestressed Concrete Cored Slab	Prestressed Concrete Top Flange	82
Span 3	Slab 4	Prestressed Concrete Cored Slab	Prestressed Concrete Closed Web/Box Girder	30
Span 3	Slab 4	Prestressed Concrete Cored Slab	Prestressed Concrete Top Flange	82
Span 3	Slab 5	Prestressed Concrete Cored Slab	Prestressed Concrete Closed Web/Box Girder	30
Span 3	Slab 5	Prestressed Concrete Cored Slab	Prestressed Concrete Top Flange	82
Span 3	Slab 6	Prestressed Concrete Cored Slab	Prestressed Concrete Closed Web/Box Girder	30
Span 3	Slab 6	Prestressed Concrete Cored Slab	Prestressed Concrete Top Flange	82
Span 3	Slab 7	Prestressed Concrete Cored Slab	Prestressed Concrete Closed Web/Box Girder	30
Span 3	Slab 7	Prestressed Concrete Cored Slab	Prestressed Concrete Top Flange	82
Span 3	Slab 8	Prestressed Concrete Cored Slab	Prestressed Concrete Closed Web/Box Girder	30
Span 3	Slab 8	Prestressed Concrete Cored Slab	Prestressed Concrete Top Flange	82
Span 3	Slab 9	Prestressed Concrete Cored Slab	Prestressed Concrete Closed Web/Box Girder	30
Span 3	Slab 9	Prestressed Concrete Cored Slab	Prestressed Concrete Top Flange	82
Span 3	Slab 10	Prestressed Concrete Cored Slab	Prestressed Concrete Closed Web/Box Girder	30
Span 3	Slab 10	Prestressed Concrete Cored Slab	Prestressed Concrete Top Flange	82
Span 3	Slab 11	Prestressed Concrete Cored Slab	Prestressed Concrete Closed Web/Box Girder	30
Span 3	Slab 11	Prestressed Concrete Cored Slab	Prestressed Concrete Top Flange	82
Span 3	Slab 12	Prestressed Concrete Cored Slab	Prestressed Concrete Closed Web/Box Girder	30
Span 3	Slab 12	Prestressed Concrete Cored Slab	Prestressed Concrete Top Flange	82
Span 3	Left Bridge Rail	Steel Rail	Metal Bridge Railing	32
Span 3	Right Bridge Rail	Steel Rail	Metal Bridge Railing	32
Span 3	Expansion Joint	Standard Joint	Pourable Joint Seal	33
Span 3	Wearing Surface	Asphalt Wearing Surface	Wearing Surface	964
Bent 1	Cap 1	Prestressed Concrete Pier Cap	Prestressed Concrete Pier Cap	41
Bent 1	Pile 1	Steel Pile	Steel Pile	1
Bent 1	Pile 2	Steel Pile	Steel Pile	1
Bent 1	Pile 3	Steel Pile	Steel Pile	1
Bent 1	Pile 4	Steel Pile	Steel Pile	1
Bent 1	Pile 5	Steel Pile	Steel Pile	1

Elements Verified

Location	Name	Component	Element Name	Amount
Bent 1	Pile 6	Steel Pile	Steel Pile	1
Bent 1	Pile 7	Steel Pile	Steel Pile	1
Bent 1	Footing	Reinforced Concrete Footing	Reinforced Concrete Pile Cap/Footing	41
End Bent 1	Cap 1	Prestressed Concrete Pier Cap	Prestressed Concrete Pier Cap	41
End Bent 1	Pile 1	Steel Pile	Steel Pile	1
End Bent 1	Pile 2	Steel Pile	Steel Pile	1
End Bent 1	Pile 3	Steel Pile	Steel Pile	1
End Bent 1	Pile 4	Steel Pile	Steel Pile	1
End Bent 1	Pile 5	Steel Pile	Steel Pile	1
End Bent 1	Pile 6	Steel Pile	Steel Pile	1
End Bent 1	Abutment	Reinforced Concrete Abutment	Reinforced Concrete Abutment	54
End Bent 1	Footing	Reinforced Concrete Footing	Reinforced Concrete Pile Cap/Footing	41
Bent 2	Cap 1	Prestressed Concrete Pier Cap	Prestressed Concrete Pier Cap	41
Bent 2	Pile 1	Steel Pile	Steel Pile	1
Bent 2	Pile 2	Steel Pile	Steel Pile	1
Bent 2	Pile 3	Steel Pile	Steel Pile	1
Bent 2	Pile 4	Steel Pile	Steel Pile	1
Bent 2	Pile 5	Steel Pile	Steel Pile	1
Bent 2	Pile 6	Steel Pile	Steel Pile	1
Bent 2	Pile 7	Steel Pile	Steel Pile	1
Bent 2	Footing	Reinforced Concrete Footing	Reinforced Concrete Pile Cap/Footing	41
End Bent 2	Cap 1	Prestressed Concrete Pier Cap	Prestressed Concrete Pier Cap	41
End Bent 2	Pile 1	Steel Pile	Steel Pile	1
End Bent 2	Pile 2	Steel Pile	Steel Pile	1
End Bent 2	Pile 3	Steel Pile	Steel Pile	1
End Bent 2	Pile 4	Steel Pile	Steel Pile	1
End Bent 2	Pile 5	Steel Pile	Steel Pile	1
End Bent 2	Abutment	Reinforced Concrete Abutment	Reinforced Concrete Abutment	54
End Bent 2	Footing	Reinforced Concrete Footing	Reinforced Concrete Pile Cap/Footing	41

General Inspection Notes

Span 1 Right Bridge Rail
Wheel guard cracking on south end at joint

Span 3 Expansion Joint
Covered with asphalt
30 Feet of Leakage: None. Old moisture seepage stain on pier cap

Span 3 Expansion Joint
Covered with asphalt
30 Feet of Leakage: None. Old seepage stain on cap

Span 3 Left Bridge Rail
Wheel guard cracking on north end

Span 3 Right Bridge Rail
End section spalled off at joint on north end

National Bridge and NC Inspection Items

Structure Number: 790201

Inspection Date: 09/13/2021

National Bridge Inventory Items

Item	Grade Scale	Grade
Item 58: Deck	0 - 9 , N	6
Item 59: Superstructure	0 - 9 , N	6
Item 60: Substructure	0 - 9 , N	5
Item 61: Channel and Channel Protection	0 - 9 , N	7
Item 62: Culvert	0 - 9 , N	N
Item 71: Waterway Adequacy	0 - 9 , N	7
Item 72: Approach Roadway Alignment	0 - 9 , N	8

Note:
Items 58,59,60,62 reflect this inspection only.

For overall NBI coding grade, see cover sheet.

Note: If NBI Inspection Item is not present, code NBI item with "N"

NC SMU Inspection Items

Item	Grade Scale	Grade	Maint. Qty.	Maint. Code
Deck Debris	G, F, P, or C	F	2858	3376
Drainage System	G, F, P, or C	F	200	3332
Utilities	G, F, P, or C	G		
Slope Protection	G, F, P, or C	G	0	3352
Scour	G, F, P, or C	G		
Wingwall	G, F, P, or C		0	3350
Field Scour Evaluation		O		
Drift	G, F, P, or C	G	0	3366
Fender System	G, F, P, or C		0	3364
Movable Span Machinery	G, F, P, or C			
Response to Live Load	G, F, P, or C	G		
Superstructure Paint Code				

Note: If NC SMU Inspection Item is not present, leave NC SMU item blank

Inspection Information

Item	Grade Scale	Grade
Sign Noticed Issued	YES/NO	NO
Priority Maintenance Request Submitted	YES/NO	YES
Inspection Time	Hours	4
Traffic Control Time	Hours	0
Snooper Time	Hours	0
Ladder Used	YES/NO	NO
Bucket Truck Used	YES/NO	NO
Boat Used	YES/NO	NO
Other Equipment Used	YES/NO	NO
Portion of Structure in > 3' of water	YES/NO	NO

National Bridge and NC SMU Inspection Item Details

Structure Number: 790201

Inspection Date: 09/13/2021

Item	Deck - Item 58	Grade	6	Maint Code		Qty.	0
Details	SEE ITEM 59/ TOP COVERED WITH ASPHALT WEARING SURFACE						
Item	Substructure - Item 60	Grade	5	Maint Code		Qty.	0
Details	PILES NOT CENTERED ON PLATES ARE MISALIGNED						
Item	Priority Maintenance Issued	Grade	YES	Maint Code		Qty.	0
Details	PAR ISSUED ON PILES 1, 2 AND 6 AT END BENT 1, PILES 1 3 AND 4 AT PIER 1, PILES 1-6 AT PIER 2 AND PILES 1 AND 5 AT END BENT 2						
Item	Deck Debris	Grade	F	Maint Code	3376	Qty.	2858
Details	DEBRIS AND VEGETATION GROWING ALONG RAILS THICK BRUSH GROWING ON EAST SIDE OF BRIDGE						
Item	Drainage System	Grade	F	Maint Code	3332	Qty.	200
Details	DEBRIS AND VEGETATION GROWING ALONG RAILS						
Item	Utilities	Grade	G	Maint Code		Qty.	0
Details	3" UTILITY CONNECTED TO BACK OF LEFT RAIL						
Item	Wingwalls	Grade		Maint Code	3350	Qty.	0
Details	GRADED WITH ABUTMENTS						



DEBRIS AND VEGETATION GROWING ALONG RAILS



THICK BRUSH GROWING ON EAST SIDE OF BRIDGE



Span 1 Right Bridge Rail - Protective System: SUBSTANTIALLY EFFECTIVE ON TOP



Span 1 Left Bridge Rail - Protective System: SUBSTANTIALLY EFFECTIVE ON TOP



Span 1 Left Bridge Rail: RAIL BENT AT POST 1 GOING TO SOUTH END



Span 1 Wearing Surface: TRANSVERSE CRACKING OVER END BENT 1 UP TO 1" WIDE



Span 1 Wearing Surface: LONGITUDINAL CRACK 1/16" WIDE IN SBL



Span 2 Wearing Surface: LONGITUDINAL CRACK 1/16" WIDE IN SBL



Span 3 Left Bridge Rail - Protective System: SUBSTANTIALLY EFFECTIVE ON TOP



Span 3 Right Bridge Rail - Protective System: SUBSTANTIALLY EFFECTIVE ON TOP



Span 3 Wearing Surface: TRANSVERSE CRACKING OVER END BENT 2 UP TO 1" WIDE



Span 3 Wearing Surface: ASPHALT BUSTING UP OVER END BENT 2 IN SBL NEAR WHITE LINE 18" x 5"



Span 3 Wearing Surface: ASPHALT SEPARATED IN CENTER NEAR END BENT 2 x 4" WIDE



Span 3 Wearing Surface: LONGITUDINAL CRACKS 1/16" WIDE NEAR END BENT 2




End Bent 1 Abutment: SPALL AT SOUTHWEST CORNER 12" LONG X 4" WIDE X 1" DEEP



End Bent 1 Abutment: CONCRETE VOIDS IN TOP WHERE CONCRETE WAS POURED BETWEEN PILES 1-4



End Bent 1 Abutment: CONCRETE VOIDS IN TOP WHERE CONCRETE WAS POURED BETWEEN PILES 1-4



End Bent 1 Cap 1: HAIRLINE LONGITUDINAL CRACK ON FACE BETWEEN PILES 1-2



End Bent 1 Pile 1: RUST SCALE WITH STEEL DOWN TO KNIFE EDGE EAST SIDE OF FRONT FLANGE ABOVE FOOTING 46" HIGH x 2" WIDE/ PAR



End Bent 1 Pile 1: RUST SCALE WITH STEEL DOWN TO KNIFE EDGE EAST SIDE OF FRONT FLANGE ABOVE FOOTING 46" HIGH x 2" WIDE/ PAR



End Bent 1 Pile 2: SURFACE RUST ON PLATE AND TOP OF PILE



End Bent 1 Pile 2: 1/4" STEEL REMAINING ON FRONT WEST EDGE 3" HIGH X 1" WIDE/PAR



End Bent 1 Pile 6: RUST SCALE WITH REMAINING STEEL DOWN TO KNIFE EDGE ON EAST SIDE FRONT FLANGE UP 5" HIGH ABOVE FOOTING X 2" WIDE WITH EDGE BREAKING OFF/ PAR



End Bent 1 Pile 6: RUST SCALE WITH REMAINING STEEL DOWN TO KNIFE EDGE ON EAST SIDE FRONT FLANGE UP 5" HIGH ABOVE FOOTING X 2" WIDE WITH EDGE BREAKING OFF/ PAR



End Bent 1 Cap 1: CRACKING ON BOTTOM AROUND CORNERS OF PILES 1/64" WIDE UP TO 6" LONG



Span 1 Expansion Joint: OLD SEEPAGE STAIN ON END BENT 1 CAP



Span 1 Slab 1: EFFLO BUILT UP ON BOTTOM FROM BETWEEN SLABS



Span 1 Slab 1: 4" DIAMETER DELAM AREA ON BOTTOM AT END BENT 1



Span 1 Slab 4: EFFLO AND STAIN ON BOTTOM FROM BETWEEN SLABS



Span 1 Slab 10: PATCH AREA HAS CRACK ON BOTTOM NEAR PIER



Span 1 Slab 11: PATCH AREA CRACKING ON BOTTOM NEAR PIER



Span 1 Slab 11: POPOUT SPALL ON BOTTOM AT PIER 3" DIAMETER X 1/4" DEEP STEEL TO CLOSE TO SURFACE



Span 1 Slab 11: EFFLO BUILT UP AND STAIN ON BOTTOM FROM BETWEEN SLABS




Bent 1 Cap 1: SPALLS ON BOTTOM AT EAST END AND ON BOTTOM BETWEEN PILES 6 -7 UP TO 4" DIAMETER X 1/2" DEEP WITH STEEL EXPOSED



Bent 1 Cap 1: SPALLS ON BOTTOM AT EAST END AND ON BOTTOM BETWEEN PILES 6 -7 UP TO 4" DIAMETER X 1/2" DEEP WITH STEEL EXPOSED



Bent 1 Cap 1: HAIRLINE LONGITUDINAL CRACKS ON BOTH FACES OVER PILES



Bent 1 Cap 1: CRACKING ON BOTTOM AROUND CORNERS OF PILE PLATES 1/64" WIDE UP TO 7" LONG



Bent 1 Cap 1: LONGITUDINAL CRACK ON BOTTOM 1/64" WIDE BETWEEN PILES 1-3



Bent 1 Footing: SCALE ALONG BOTTOM



Bent 1 Pile 1: RUST SCALE ON PILE PLATE WITH SURFACE RUST ON TOP



Bent 1 Pile 1: 1/4" STEEL REMAINING ON BOTTOM WEST SPAN 2 FLANGE UP 3" x 2" WIDE/PAR



Bent 1 Pile 3: 1/8" STEEL REMAINING ON BACK EAST FLANGE AT BOTTOM UP 3"/PAR



Bent 1 Pile 4: RUST SCALE ON PILE PLATE WITH SURFACE RUST ON TOP AND RUST SCALE ON BOTTOM OF FLANGE ON EAST SIDE ON SOUTH FACE UP 3" X 2" WIDE WITH 1/4" STEEL REMAINING ON 1/2" FLANGE/PAR



Bent 1 Pile 4: RUST SCALE ON PILE PLATE WITH SURFACE RUST ON TOP AND RUST SCALE ON BOTTOM OF FLANGE ON EAST SIDE ON SOUTH FACE UP 3" X 2" WIDE WITH 1/4" STEEL REMAINING ON 1/2" FLANGE/PAR



Bent 1 Pile 6: RUST SCALE ON PILE PLATE WITH SURFACE RUST ON TOP AND RUST SCALE ON BOTTOM OF FLANGE ON BOTH EAST SIDES WITH 7/16" STEEL REMAINING ON 1/2" FLANGE



Bent 1 Pile 7: RUST SCALE ON PILE PLATE WITH SURFACE RUST ON TOP OF PILE



Span 2 Expansion Joint: OLD MOISTURE STAIN ON PIER 1 CAP



Span 2 Slab 12: EFFLO BUILT UP ON BOTTOM FROM BETWEEN SLABS



Span 2 Slab 11: EFFLO ON BOTTOM FROM BETWEEN SLABS



Span 2 Slab 10: 4" X 2" HONEYCOMB AREA ON BOTTOM NEAR PIER 2



Span 2 Slab 1: EFFLO BUILT UP WITH STAIN ON BOTTOM FROM BETWEEN SLABS



Span 2 Slab 4: PATCH AREA ON BOTTOM AT MID SPAN AND NEAR PIER 1



Span 2 Slab 5: SPALL ON LEFT BOTTOM CORNER MID SPAN 10" LONG X 5" WIDE X 1" DEEP



Span 2 Slab 7: 2" HONEYCOMB AREA ON BOTTOM MID SPAN



Span 3 Expansion Joint: OLD MOISTURE SEEPAGE STAIN ON PIER 2 CAP



Bent 2 Cap 1: DELAM AREA 3' LONG X 5" WIDE OVER PILE 3 ON SOUTH FACE



Bent 2 Cap 1: CRACKING ON BOTTOM AROUND CORNERS OF PILE PLATES 1/64" WIDE UP TO 8" LONG



Bent 2 Cap 1: HAIRLINE DIAGONAL ON SOUTH FACE OVER PILE 2



Bent 2 Cap 1: DELAM AREA ON NORTH FACE OVER PILE 2, 18" LONG X 5" WIDE



Bent 2 Cap 1: HAIRLINE LONGITUDINAL CRACK ON BOTH FACES ON EAST END AND OVER PILE 3



Bent 2 Cap 1: PATCH HAS CRACK ON TOP AT NORTHWEST CORNER



Bent 2 Pile 1: 1/4" STEEL REMAINING ON BOTTOM EAST NORTH FLANGE UP 2" FROM BOTTOM X 2" WIDE/PAR



Bent 2 Pile 1: RUST SCALE ON TOP OF PLATE WITH SURFACE RUST ON TOP OF PILE, RUST SCALE ON BOTTOM WEST NORTH FLANGE WITH 1/4" STEEL REMAINING ON 1/2" FLANGE AREA STARTING AT BOTTOM 4" HIGH X 3" WIDE/PM



Bent 2 Pile 2: SURFACE AND RUST SCALE ON TOP OF PILE AND PLATE



Bent 2 Pile 2: RUST SCALE ON BOTTOM WEST FLANGE ON SOUTH SIDE UP 3" HIGH X 2" WIDE WITH 1/8" STEEL REMAINING ON 1/2" FLANGE/PAR



Bent 2 Pile 2: RUST SCALE ON BOTTOM WEST FLANGE ON SOUTH SIDE UP 3" HIGH X 2" WIDE WITH 1/8" STEEL REMAINING ON 1/2" FLANGE/PAR



Bent 2 Pile 2: RUST SCALE ON BOTTOM EAST FLANGE ON SOUTH SIDE UP 3" HIGH X 2" WIDE WITH 1/8" STEEL REMAINING ON 1/2" FLANGE/PAR



Bent 2 Pile 3: RUST SCALE ON BOTTOM WEST FLANGE ON SOUTH SIDE UP 3" HIGH X 2" WIDE WITH 1/8" STEEL REMAINING ON 1/2" FLANGE/PAR



Bent 2 Pile 3: RUST SCALE ON BOTTOM EAST FLANGE ON SOUTH SIDE UP 3" HIGH X 2" WIDE WITH 1/4" STEEL REMAINING ON 1/2" FLANGE/PAR



Bent 2 Pile 4: RUST SCALE ON BOTTOM OF SOUTH FLANGE ON WEST SIDE UP 4" X 2" WIDE WITH 1/8" STEEL REMAINING ON 1/2" FLANGE/PAR



Bent 2 Pile 4: RUST SCALE ON BOTTOM OF SOUTH FLANGE ON WEST SIDE UP 4" X 2" WIDE WITH 1/8" STEEL REMAINING ON 1/2" FLANGE/PAR



Bent 2 Pile 4: RUST SCALE ON BOTTOM OF SOUTH FLANGE ON EAST SIDE UP 4" WITH 1/8" STEEL REMAINING ON 1/2" FLANGE/PAR



Bent 2 Pile 4: RUST SCALE ON BOTTOM OF NORTH FLANGE ON WEST SIDE UP 4" WITH 1/8" STEEL REMAINING ON 1/2" FLANGE/ PAR



Bent 2 Pile 5: RUST SCALE ON TOP PLATE WITH SURFACE RUST ON TOP OF PILE



Bent 2 Pile 5: RUST SCALE ON BOTTOM OF SOUTH FLANGE ON WEST SIDE UP 2" X 2" WIDE WITH 1/8" STEEL REMAINING ON 1/2" FLANGE/PAR



Bent 2 Pile 5: RUST SCALE ON BOTTOM OF NORTH FLANGE ON WEST SIDE UP 2" X 1" WIDE WITH 1/4" STEEL REMAINING ON 1/2" FLANGE/PAR



Bent 2 Pile 5: RUST SCALE ON BOTTOM OF SOUTH FLANGE ON EAST SIDE UP 3" X 2" WIDE WITH 1/8" STEEL REMAINING ON 1/2" FLANGE/PAR



Bent 2 Pile 5: RUST SCALE ON BOTTOM OF NORTH FLANGE ON EAST SIDE UP 4" X 2" WIDE WITH 1/8" STEEL REMAINING ON 1/2" FLANGE/PAR




Bent 2 Pile 6: RUST SCALE ON BOTTOM OF SOUTH FLANGE ON WEST SIDE UP 3" X 2" WIDE WITH 1/4" STEEL REMAINING ON 1/2" FLANGE/PAR



Bent 2 Pile 6: RUST SCALE ON BOTTOM OF SOUTH FLANGE ON EAST SIDE UP 3" X 2" WIDE WITH 1/8" STEEL REMAINING ON 1/2" FLANGE/PAR



Span 3 Slab 1: CRACK ON END AT PIER 2 UP TO 1/8" WIDE X 6" LONG



Span 3 Slab 1: EFFLO BUILT UP ON BOTTOM FROM BETWEEN SLABS



Span 3 Slab 2: EFFLO ON BOTTOM FROM BETWEEN SLABS



Span 3 Slab 2: TWO CHIP SPALLS ON RIGHT EDGE 5' FROM PIER 2, ONE 4" X 2" X 1/2" DEEP AND OTHER 3" X 2" X 1/2" DEEP



Span 3 Slab 2: TWO CHIP SPALLS ON RIGHT EDGE 5' FROM PIER 2, ONE 4" X 2" X 1/2" DEEP AND OTHER 3" X 2" X 1/2" DEEP



Span 3 Slab 3: SPALL ON RIGHT BOTTOM EDGE 4" LONG X 2" WIDE X 1/4" DEEP 6' FROM PIER 2



Span 3 Slab 5: SPALL ON RIGHT BOTTOM EDGE 10" LONG X 2" WIDE X 1/2" DEEP NEAR MID SPAN



Span 3 Slab 5: SPALL ON RIGHT BOTTOM EDGE 5" LONG X 2" WIDE X 1/2" DEEP NEAR MID SPAN



Span 3 Expansion Joint: OLD MOISTURE STAIN ON END BENT 2 CAP



End Bent 2 Cap 1: SPALL ON TOP UNDER SLAB 1, 4" X 2" X 1/2" DEEP



End Bent 2 Cap 1: HAIRLINE LONGITUDINAL AND MAP CRACKING ON ENDS



End Bent 2 Pile 1: RUST SCALE ON TOP OF SOUTH FLANGE ON WEST END 3" LONG X 2" WIDE WITH 1/4" STEEL REMAINING ON 1/2" FLANGE/PAR



End Bent 2 Pile 1: RUST SCALE ON TOP OF SOUTH FLANGE ON WEST END 3" LONG X 2" WIDE WITH 1/4" STEEL REMAINING ON 1/2" FLANGE/PAR



End Bent 2 Pile 2: RUST SCALE ON TOP AT PILE PLATE WITH SURFACE RUST ON TOP OF PILE



End Bent 2 Pile 5: RUST SCALE ON BOTTOM FRONT FLANGE ON ACROSS WIDTH WITH 1/4" SECTION LOSS AND COMPLETE SECTION LOSS ON BOTTOM EAST SIDE 2" X 1" AREA ON 1/2" FLANGE/PAR



End Bent 2 Pile 5: RUST SCALE ON BOTTOM FRONT FLANGE ON ACROSS WIDTH WITH 1/4" SECTION LOSS AND COMPLETE SECTION LOSS ON BOTTOM EAST SIDE 2" X 1" AREA ON 1/2" FLANGE/PAR



End Bent 2 Cap 1: CRACKING ON BOTTOM AROUND CORNERS OF PILES 1/64" WIDE UP TO 6" LONG



PILES NOT CENTERED ON PLATES ARE MISALIGNED

Stream Bed Soundings

(Profile diagram on following sheet)

County **ROWAN**

Structure Number: **790201**

Inspection Date **09/13/2021**

Sounding recorded from: **Top of Bridge Rail**

Highwater Mark Distance **9**

Location of Highwater Mark **BEHIND PIERS AT BANK**

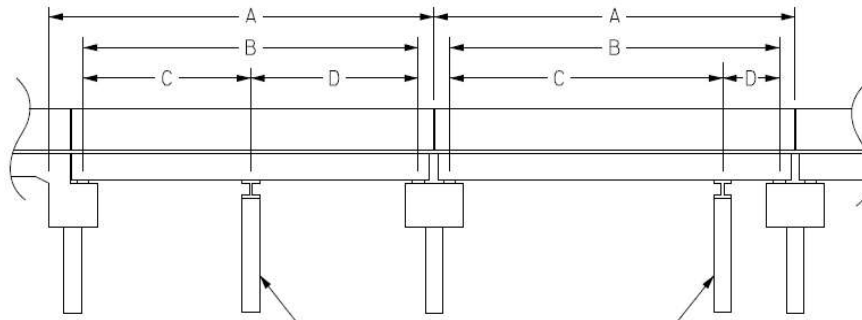
Distance (Station) ft.	Downstream Sounding ft.	Upstream Sounding ft.	Description
1.000	4.500	0.000	TOP OF CAP
2.000	4.500	0.000	
2.100	7.000	7.000	GAC
8.000	8.000	0.000	
22.000	8.200	0.000	
32.000	13.000	11.170	PIER 1
40.000	13.830	0.000	WSWE
43.000	14.083	0.000	
48.000	14.083	0.000	
53.000	13.750	0.000	WSWE
56.000	12.000	0.000	
62.000	10.000	13.000	PIER 2
75.000	8.000	0.000	
88.000	7.000	0.000	
89.920	7.000	8.000	GAC
90.000	4.500	0.000	TOP OF CAP
91.000	4.500	0.000	

Structure Data Worksheet

Span Profile

County: **ROWAN**

Structure Number: **790201**



A: SPAN LENGTH
 B: BEARING TO BEARING
 C: DISTANCE FROM NEAR BEARING
 D: DISTANCE TO FAR BEARING

Span Number	Span Length	Bearing to Bearing	Crutch/ Helper Bent	Distance to Near Bearing	Distance to Far Bearing
1	31.167	29.160			
2	30.083	29.083			
3	31.167	29.160			



LOOKING NORTH



SOUTH APPROACH



LOOKING NORTH FROM DECK



LOOKING DOWNSTREAM EAST FROM TOP



LOOKING SOUTH FROM DECK



LOOKING UPSTREAM WEST FROM TOP



NORTH APPROACH



LOOKING SOUTH



3" UTILITY CONNECTED TO BACK OF LEFT RAIL



WEST PROFILE



END BENT 2 AND 1 SIMILAR



PIERS 2 AND 1 SIMILAR



LOOKING DOWNSTREAM PROFILE



SUPERSTRUCTURE



LOOKING UPSTREAM PROFILE



EAST PROFILE












BRIDGE INSPECTOR'S RECOMMENDATION FOR MAINTENANCE REPAIRS

Bridge: 790201

County ROWAN

Date:

These Repairs Should Be Made Within Twelve Months From Date Of This Inspection

MMS Code	Description of Function	Unit	Quantity	Remarks	Est. Cost
 3354	Maintain Steel Substructure Components	LF	1	End Bent 1 Pile 1: RUST SCALE WITH STEEL DOWN TO KNIFE EDGE EAST SIDE OF FRONT FLANGE ABOVE FOOTING 46" HIGH x 2" WIDE/ PAR	
 3354	Maintain Steel Substructure Components	LF	1	End Bent 1 Pile 2: 1/4" STEEL REMAINING ON FRONT WEST EDGE 3" HIGH X 1" WIDE/PAR	
 3354	Maintain Steel Substructure Components	LF	1	End Bent 1 Pile 6: RUST SCALE WITH REMAINING STEEL DOWN TO KNIFE EDGE ON EAST SIDE FRONT FLANGE UP 5" HIGH ABOVE FOOTING X 2" WIDE WITH EDGE BREAKING OFF/ PAR	
 3354	Maintain Steel Substructure Components	LF	0	Bent 1 Pile 1: 1/4" STEEL REMAINING ON BOTTOM WEST SPAN 2 FLANGE UP 3" x 2" WIDE/PAR	
 3354	Maintain Steel Substructure Components	LF	0	Bent 1 Pile 3: 1/8" STEEL REMAINING ON BACK EAST FLANGE AT BOTTOM UP 3"/PAR	
 3354	Maintain Steel Substructure Components	LF	0	Bent 1 Pile 4: RUST SCALE ON PILE PLATE WITH SURFACE RUST ON TOP AND RUST SCALE ON BOTTOM OF FLANGE ON EAST SIDE ON SOUTH FACE UP 3" X 2" WIDE WITH 1/4" STEEL REMAINING ON 1/2" FLANGE/PAR	
 3354	Maintain Steel Substructure Components	LF	0	Bent 2 Pile 1: 1/4" STEEL REMAINING ON BOTTOM EAST NORTH FLANGE UP 2" FROM BOTTOM X 2" WIDE/PAR	
 3354	Maintain Steel Substructure Components	LF	0	Bent 2 Pile 1: RUST SCALE ON TOP OF PLATE WITH SURFACE RUST ON TOP OF PILE, RUST SCALE ON BOTTOM WEST NORTH FLANGE WITH 1/4" STEEL REMAINING ON 1/2" FLANGE AREA STARTING AT BOTTOM 4" HIGH X 3" WIDE/PM	
 3354	Maintain Steel Substructure Components	LF	1	Bent 2 Pile 2: RUST SCALE ON BOTTOM WEST FLANGE ON SOUTH SIDE UP 3" HIGH X 2" WIDE WITH 1/8" STEEL REMAINING ON 1/2" FLANGE/PAR	
 3354	Maintain Steel Substructure Components	LF	0	Bent 2 Pile 2: RUST SCALE ON BOTTOM EAST FLANGE ON SOUTH SIDE UP 3" HIGH X 2" WIDE WITH 1/8" STEEL REMAINING ON 1/2" FLANGE/PAR	
 3354	Maintain Steel Substructure Components	LF	1	Bent 2 Pile 3: RUST SCALE ON BOTTOM WEST FLANGE ON SOUTH SIDE UP 3" HIGH X 2" WIDE WITH 1/8" STEEL REMAINING ON 1/2" FLANGE/PAR	

Key

 Priority Maintenance Item

 Critical Finding Item

 Priority Maintenance Level Not Determined












BRIDGE INSPECTOR'S RECOMMENDATION FOR MAINTENANCE REPAIRS

Bridge: 790201

County ROWAN

Date:

These Repairs Should Be Made Within Twelve Months From Date Of This Inspection

MMS Code	Description of Function	Unit	Quantity	Remarks	Est. Cost
 3354	Maintain Steel Substructure Components	LF	0	Bent 2 Pile 3: RUST SCALE ON BOTTOM EAST FLANGE ON SOUTH SIDE UP 3" HIGH X 2" WIDE WITH 1/4" STEEL REMAINING ON 1/2" FLANGE/PAR	
 3354	Maintain Steel Substructure Components	LF	1	Bent 2 Pile 4: RUST SCALE ON BOTTOM OF SOUTH FLANGE ON WEST SIDE UP 4" X 2" WIDE WITH 1/8" STEEL REMAINING ON 1/2" FLANGE/PAR	
 3354	Maintain Steel Substructure Components	LF	0	Bent 2 Pile 4: RUST SCALE ON BOTTOM OF SOUTH FLANGE ON EAST SIDE UP 4" WITH 1/8" STEEL REMAINING ON 1/2" FLANGE/PAR	
 3354	Maintain Steel Substructure Components	LF	0	Bent 2 Pile 4: RUST SCALE ON BOTTOM OF NORTH FLANGE ON WEST SIDE UP 4" WITH 1/8" STEEL REMAINING ON 1/2" FLANGE/ PAR	
 3354	Maintain Steel Substructure Components	LF	0	Bent 2 Pile 5: RUST SCALE ON BOTTOM OF NORTH FLANGE ON EAST SIDE UP 4" X 2" WIDE WITH 1/8" STEEL REMAINING ON 1/2" FLANGE/PAR	
 3354	Maintain Steel Substructure Components	LF	0	Bent 2 Pile 6: RUST SCALE ON BOTTOM OF SOUTH FLANGE ON EAST SIDE UP 3" X 2" WIDE WITH 1/8" STEEL REMAINING ON 1/2" FLANGE/PAR	
 3354	Maintain Steel Substructure Components	LF	1	Bent 2 Pile 5: RUST SCALE ON BOTTOM OF SOUTH FLANGE ON WEST SIDE UP 2" X 2" WIDE WITH 1/8" STEEL REMAINING ON 1/2" FLANGE/PAR	
 3354	Maintain Steel Substructure Components	LF	0	Bent 2 Pile 5: RUST SCALE ON BOTTOM OF SOUTH FLANGE ON EAST SIDE UP 3" X 2" WIDE WITH 1/8" STEEL REMAINING ON 1/2" FLANGE/PAR	
 3354	Maintain Steel Substructure Components	LF	0	Bent 2 Pile 5: RUST SCALE ON BOTTOM OF NORTH FLANGE ON WEST SIDE UP 2" X 1" WIDE WITH 1/4" STEEL REMAINING ON 1/2" FLANGE/PAR	
 3354	Maintain Steel Substructure Components	LF	1	End Bent 2 Pile 1: RUST SCALE ON TOP OF SOUTH FLANGE ON WEST END 3" LONG X 2" WIDE WITH 1/4" STEEL REMAINING ON 1/2" FLANGE/PAR	
 3354	Maintain Steel Substructure Components	LF	1	End Bent 2 Pile 5: RUST SCALE ON BOTTOM FRONT FLANGE ON ACROSS WIDTH WITH 1/4" SECTION LOSS AND COMPLETE SECTION LOSS ON BOTTOM EAST SIDE 2" X 1" AREA ON 1/2" FLANGE/PAR	

Key

 Priority Maintenance Item

 Critical Finding Item

 Priority Maintenance Level Not Determined

BRIDGE INSPECTOR'S RECOMMENDATION FOR PRIORITY MAINTENANCE REPAIRS

Bridge: 790201 County ROWAN

THE FOLLOWING MAINTENANCE ITEMS HAVE BEEN SUBMITTED IN CONJUNCTION WITH A PRIORITY MAINTENANCE REQUEST

MMS Code	MMS Description	Quantity
3354	Maintain Steel Substructure Components	1 LF
Location:		
Bent/Span No.		
Priority Level	Status	
	Request Awaiting Assignment	
Submitted Date:	Submitted By:	Assisted By:
09/13/2021	DREW HACKNEY	
Details		
End Bent 1 Pile 1: RUST SCALE WITH STEEL DOWN TO KNIFE EDGE EAST SIDE OF FRONT FLANGE ABOVE FOOTING 46" HIGH x 2" WIDE/ PAR		

MMS Code	MMS Description	Quantity
3354	Maintain Steel Substructure Components	1 LF
Location:		
Bent/Span No.		
Priority Level	Status	
	Request Awaiting Assignment	
Submitted Date:	Submitted By:	Assisted By:
09/13/2021	DREW HACKNEY	
Details		
End Bent 1 Pile 2: 1/4" STEEL REMAINING ON FRONT WEST EDGE 3" HIGH X 1" WIDE/PAR		

BRIDGE INSPECTOR'S RECOMMENDATION FOR PRIORITY MAINTENANCE REPAIRS

Bridge: 790201

County ROWAN

THE FOLLOWING MAINTENANCE ITEMS HAVE BEEN SUBMITTED IN CONJUNCTION WITH A PRIORITY MAINTENANCE REQUEST

MMS Code	MMS Description	Quantity
3354	Maintain Steel Substructure Components	1 LF
Location:		
Bent/Span No.		
Priority Level	Status	
	Request Awaiting Assignment	
Submitted Date:	Submitted By:	Assisted By:
09/13/2021	DREW HACKNEY	
Details		
End Bent 1 Pile 6: RUST SCALE WITH REMAINING STEEL DOWN TO KNIFE EDGE ON EAST SIDE FRONT FLANGE UP 5" HIGH ABOVE FOOTING X 2" WIDE WITH EDGE BREAKING OFF/ PAR		

MMS Code	MMS Description	Quantity
3354	Maintain Steel Substructure Components	0 LF
Location:		
Bent/Span No.		
Priority Level	Status	
	Request Awaiting Assignment	
Submitted Date:	Submitted By:	Assisted By:
09/13/2021	DREW HACKNEY	
Details		
Bent 1 Pile 1: 1/4" STEEL REMAINING ON BOTTOM WEST SPAN 2 FLANGE UP 3" x 2" WIDE/PAR		

BRIDGE INSPECTOR'S RECOMMENDATION FOR PRIORITY MAINTENANCE REPAIRS

Bridge: 790201 County ROWAN

THE FOLLOWING MAINTENANCE ITEMS HAVE BEEN SUBMITTED IN CONJUNCTION WITH A PRIORITY MAINTENANCE REQUEST

MMS Code	MMS Description	Quantity
3354	Maintain Steel Substructure Components	0 LF
Location:		
Bent/Span No.		
Priority Level	Status	
	Request Awaiting Assignment	
Submitted Date:	Submitted By:	Assisted By:
09/13/2021	DREW HACKNEY	
Details		
Bent 1 Pile 3: 1/8" STEEL REMAINING ON BACK EAST FLANGE AT BOTTOM UP 3"/PAR		

MMS Code	MMS Description	Quantity
3354	Maintain Steel Substructure Components	0 LF
Location:		
Bent/Span No.		
Priority Level	Status	
	Request Awaiting Assignment	
Submitted Date:	Submitted By:	Assisted By:
09/13/2021	DREW HACKNEY	
Details		
Bent 1 Pile 4: RUST SCALE ON PILE PLATE WITH SURFACE RUST ON TOP AND RUST SCALE ON BOTTOM OF FLANGE ON EAST SIDE ON SOUTH FACE UP 3" X 2" WIDE WITH 1/4" STEEL REMAINING ON 1/2" FLANGE/PAR		

BRIDGE INSPECTOR'S RECOMMENDATION FOR PRIORITY MAINTENANCE REPAIRS

Bridge: 790201 County ROWAN

THE FOLLOWING MAINTENANCE ITEMS HAVE BEEN SUBMITTED IN CONJUNCTION WITH A PRIORITY MAINTENANCE REQUEST

MMS Code	MMS Description	Quantity
3354	Maintain Steel Substructure Components	0 LF
Location:		
Bent/Span No.		
Priority Level	Status	
	Request Awaiting Assignment	
Submitted Date:	Submitted By:	Assisted By:
09/13/2021	DREW HACKNEY	
Details		
Bent 2 Pile 1: 1/4" STEEL REMAINING ON BOTTOM EAST NORTH FLANGE UP 2" FROM BOTTOM X 2" WIDE/PAR		

MMS Code	MMS Description	Quantity
3354	Maintain Steel Substructure Components	0 LF
Location:		
Bent/Span No.		
Priority Level	Status	
	Request Awaiting Assignment	
Submitted Date:	Submitted By:	Assisted By:
09/13/2021	DREW HACKNEY	
Details		
Bent 2 Pile 1: RUST SCALE ON TOP OF PLATE WITH SURFACE RUST ON TOP OF PILE, RUST SCALE ON BOTTOM WEST NORTH FLANGE WITH 1/4" STEEL REMAINING ON 1/2" FLANGE AREA STARTING AT BOTTOM 4" HIGH X 3" WIDE/PM		

BRIDGE INSPECTOR'S RECOMMENDATION FOR PRIORITY MAINTENANCE REPAIRS

Bridge: 790201 County ROWAN

THE FOLLOWING MAINTENANCE ITEMS HAVE BEEN SUBMITTED IN CONJUNCTION WITH A PRIORITY MAINTENANCE REQUEST

MMS Code	MMS Description	Quantity
3354	Maintain Steel Substructure Components	1 LF
Location:		
Bent/Span No.		
Priority Level	Status	
	Request Awaiting Assignment	
Submitted Date:	Submitted By:	Assisted By:
09/13/2021	DREW HACKNEY	
Details		
Bent 2 Pile 2: RUST SCALE ON BOTTOM WEST FLANGE ON SOUTH SIDE UP 3" HIGH X 2" WIDE WITH 1/8" STEEL REMAINING ON 1/2" FLANGE/PAR		

MMS Code	MMS Description	Quantity
3354	Maintain Steel Substructure Components	0 LF
Location:		
Bent/Span No.		
Priority Level	Status	
	Request Awaiting Assignment	
Submitted Date:	Submitted By:	Assisted By:
09/13/2021	DREW HACKNEY	
Details		
Bent 2 Pile 2: RUST SCALE ON BOTTOM EAST FLANGE ON SOUTH SIDE UP 3" HIGH X 2" WIDE WITH 1/8" STEEL REMAINING ON 1/2" FLANGE/PAR		

BRIDGE INSPECTOR'S RECOMMENDATION FOR PRIORITY MAINTENANCE REPAIRS

Bridge: 790201 County ROWAN

THE FOLLOWING MAINTENANCE ITEMS HAVE BEEN SUBMITTED IN CONJUNCTION WITH A PRIORITY MAINTENANCE REQUEST

MMS Code	MMS Description	Quantity
3354	Maintain Steel Substructure Components	1 LF
Location:		
Bent/Span No.		
Priority Level	Status	
	Request Awaiting Assignment	
Submitted Date:	Submitted By:	Assisted By:
09/13/2021	DREW HACKNEY	
Details		
Bent 2 Pile 3: RUST SCALE ON BOTTOM WEST FLANGE ON SOUTH SIDE UP 3" HIGH X 2" WIDE WITH 1/8" STEEL REMAINING ON 1/2" FLANGE/PAR		

MMS Code	MMS Description	Quantity
3354	Maintain Steel Substructure Components	0 LF
Location:		
Bent/Span No.		
Priority Level	Status	
	Request Awaiting Assignment	
Submitted Date:	Submitted By:	Assisted By:
09/13/2021	DREW HACKNEY	
Details		
Bent 2 Pile 3: RUST SCALE ON BOTTOM EAST FLANGE ON SOUTH SIDE UP 3" HIGH X 2" WIDE WITH 1/4" STEEL REMAINING ON 1/2" FLANGE/PAR		

BRIDGE INSPECTOR'S RECOMMENDATION FOR PRIORITY MAINTENANCE REPAIRS

Bridge: 790201 County ROWAN

THE FOLLOWING MAINTENANCE ITEMS HAVE BEEN SUBMITTED IN CONJUNCTION WITH A PRIORITY MAINTENANCE REQUEST

MMS Code	MMS Description	Quantity
3354	Maintain Steel Substructure Components	1 LF
Location:		
Bent/Span No.		
Priority Level	Status	
	Request Awaiting Assignment	
Submitted Date:	Submitted By:	Assisted By:
09/13/2021	DREW HACKNEY	
Details		
Bent 2 Pile 4: RUST SCALE ON BOTTOM OF SOUTH FLANGE ON WEST SIDE UP 4" X 2" WIDE WITH 1/8" STEEL REMAINING ON 1/2" FLANGE/PAR		

MMS Code	MMS Description	Quantity
3354	Maintain Steel Substructure Components	0 LF
Location:		
Bent/Span No.		
Priority Level	Status	
	Request Awaiting Assignment	
Submitted Date:	Submitted By:	Assisted By:
09/13/2021	DREW HACKNEY	
Details		
Bent 2 Pile 4: RUST SCALE ON BOTTOM OF SOUTH FLANGE ON EAST SIDE UP 4" WITH 1/8" STEEL REMAINING ON 1/2" FLANGE/PAR		

BRIDGE INSPECTOR'S RECOMMENDATION FOR PRIORITY MAINTENANCE REPAIRS

Bridge: 790201 County ROWAN

THE FOLLOWING MAINTENANCE ITEMS HAVE BEEN SUBMITTED IN CONJUNCTION WITH A PRIORITY MAINTENANCE REQUEST

MMS Code	MMS Description	Quantity
3354	Maintain Steel Substructure Components	0 LF
Location:		
Bent/Span No.		
Priority Level	Status	
	Request Awaiting Assignment	
Submitted Date:	Submitted By:	Assisted By:
09/13/2021	DREW HACKNEY	
Details		
Bent 2 Pile 4: RUST SCALE ON BOTTOM OF NORTH FLANGE ON WEST SIDE UP 4" WITH 1/8" STEEL REMAINING ON 1/2" FLANGE/ PAR		

MMS Code	MMS Description	Quantity
3354	Maintain Steel Substructure Components	0 LF
Location:		
Bent/Span No.		
Priority Level	Status	
	Request Awaiting Assignment	
Submitted Date:	Submitted By:	Assisted By:
09/13/2021	DREW HACKNEY	
Details		
Bent 2 Pile 5: RUST SCALE ON BOTTOM OF NORTH FLANGE ON EAST SIDE UP 4" X 2" WIDE WITH 1/8" STEEL REMAINING ON 1/2" FLANGE/PAR		

BRIDGE INSPECTOR'S RECOMMENDATION FOR PRIORITY MAINTENANCE REPAIRS

Bridge: 790201 County ROWAN

THE FOLLOWING MAINTENANCE ITEMS HAVE BEEN SUBMITTED IN CONJUNCTION WITH A PRIORITY MAINTENANCE REQUEST

MMS Code	MMS Description	Quantity
3354	Maintain Steel Substructure Components	0 LF
Location:		
Bent/Span No.		
Priority Level	Status	
	Request Awaiting Assignment	
Submitted Date:	Submitted By:	Assisted By:
09/13/2021	DREW HACKNEY	
Details		
Bent 2 Pile 6: RUST SCALE ON BOTTOM OF SOUTH FLANGE ON EAST SIDE UP 3" X 2" WIDE WITH 1/8" STEEL REMAINING ON 1/2" FLANGE/PAR		

MMS Code	MMS Description	Quantity
3354	Maintain Steel Substructure Components	1 LF
Location:		
Bent/Span No.		
Priority Level	Status	
	Request Awaiting Assignment	
Submitted Date:	Submitted By:	Assisted By:
09/13/2021	DREW HACKNEY	
Details		
Bent 2 Pile 5: RUST SCALE ON BOTTOM OF SOUTH FLANGE ON WEST SIDE UP 2" X 2" WIDE WITH 1/8" STEEL REMAINING ON 1/2" FLANGE/PAR		

BRIDGE INSPECTOR'S RECOMMENDATION FOR PRIORITY MAINTENANCE REPAIRS

Bridge: 790201 County ROWAN

THE FOLLOWING MAINTENANCE ITEMS HAVE BEEN SUBMITTED IN CONJUNCTION WITH A PRIORITY MAINTENANCE REQUEST

MMS Code	MMS Description	Quantity
3354	Maintain Steel Substructure Components	0 LF
Location:		
Bent/Span No.		
Priority Level	Status	
	Request Awaiting Assignment	
Submitted Date:	Submitted By:	Assisted By:
09/13/2021	DREW HACKNEY	
Details		
Bent 2 Pile 5: RUST SCALE ON BOTTOM OF SOUTH FLANGE ON EAST SIDE UP 3" X 2" WIDE WITH 1/8" STEEL REMAINING ON 1/2" FLANGE/PAR		

MMS Code	MMS Description	Quantity
3354	Maintain Steel Substructure Components	0 LF
Location:		
Bent/Span No.		
Priority Level	Status	
	Request Awaiting Assignment	
Submitted Date:	Submitted By:	Assisted By:
09/13/2021	DREW HACKNEY	
Details		
Bent 2 Pile 5: RUST SCALE ON BOTTOM OF NORTH FLANGE ON WEST SIDE UP 2" X 1" WIDE WITH 1/4" STEEL REMAINING ON 1/2" FLANGE/PAR		

BRIDGE INSPECTOR'S RECOMMENDATION FOR PRIORITY MAINTENANCE REPAIRS

Bridge: 790201 County ROWAN

THE FOLLOWING MAINTENANCE ITEMS HAVE BEEN SUBMITTED IN CONJUNCTION WITH A PRIORITY MAINTENANCE REQUEST

MMS Code	MMS Description	Quantity
3354	Maintain Steel Substructure Components	1 LF
Location:		
Bent/Span No.		
Priority Level	Status	
	Request Awaiting Assignment	
Submitted Date:	Submitted By:	Assisted By:
09/13/2021	DREW HACKNEY	
Details		
End Bent 2 Pile 1: RUST SCALE ON TOP OF SOUTH FLANGE ON WEST END 3" LONG X 2" WIDE WITH 1/4" STEEL REMAINING ON 1/2" FLANGE/PAR		

MMS Code	MMS Description	Quantity
3354	Maintain Steel Substructure Components	1 LF
Location:		
Bent/Span No.		
Priority Level	Status	
	Request Awaiting Assignment	
Submitted Date:	Submitted By:	Assisted By:
09/13/2021	DREW HACKNEY	
Details		
End Bent 2 Pile 5: RUST SCALE ON BOTTOM FRONT FLANGE ON ACROSS WIDTH WITH 1/4" SECTION LOSS AND COMPLETE SECTION LOSS ON BOTTOM EAST SIDE 2" X 1" AREA ON 1/2" FLANGE/PAR		

Bridge Inspection Field Sketch



Roadway	25ft Wide	2 Paved Lanes	Looking North
Left Shoulder	5ft Wide		5ft Unpaved
Right Shoulder	7ft Wide		7ft Unpaved
Left Guardrail			
Right Guardrail			

TAKEN 25' SOUTH FROM BRIDGE

MEASUREMENTS VERIFIED BY DH 9/13/2021

Title

APPROACH ROADWAY SKETCH

Description

APPROACH ROADWAY SKETCH

Bridge No: 790201

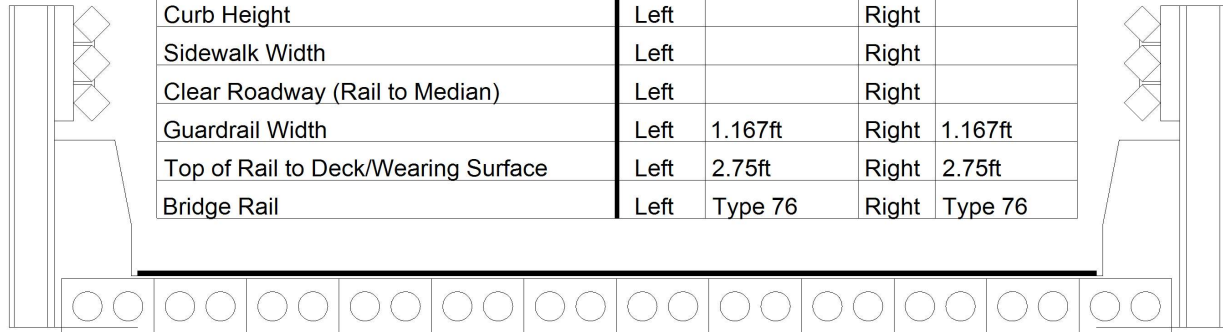
Drawn By: GDP

Date: 09/08/09

File Name: S0066000433

Bridge Inspection Field Sketch

Deck Width/Out to Out	33ft	Between Rails	30.917ft
Clear Roadway	29.33ft	Wearing Surface	.167ft
Median Width		Median Height	
Curb Height		Left	Right
Sidewalk Width		Left	Right
Clear Roadway (Rail to Median)		Left	Right
Guardrail Width		Left 1.167ft	Right 1.167ft
Top of Rail to Deck/Wearing Surface		Left 2.75ft	Right 2.75ft
Bridge Rail		Left Type 76	Right Type 76



Measurements for Span #	1		
Deck Thickness		Left Overhang	0
Top of Rail to Bottom of Beam	4.5	Right Overhang	0

Number of Slabs	Slab Width	Slab Height	Comments
12	2.75ft	1.66ft	


CLEAR ROADWAY TAKEN BETWEEN WHEEL GUARDS

ALL SPANS SIMILAR

MEASUREMENTS VERIFIED BY DH 9/13/2021

Title STRUCTURE DATA SKETCH	Description STRUCTURE DATA SKETCH
Bridge No: 790201	Drawn By: GDP
Date: 09/08/09	File Name: S0066000434


Bridge Inspection Field Sketch



Cap Information			Material PRECAST CONCRETE							
Length	Width	Height	Left Overhang	Right Overhang	Left Beam to End of Cap.	Right Beam to End of Cap.				
40.270 ft.	2 ft.	1.5 ft.	3.000 ft.	2.670 ft.	2.875 ft.	2.375 ft.				
Subcap Information			Material							
Length	Width	Height	Left Overhang	Right Overhang	Left Pile to Splice.					
Sill Information			Material							
Length	Width	Height								
40.270 ft.	1.500 ft.	1.750 ft.								
Pile #	Material	Spacing	Width/Dia.	Height	Length	Orientation	Driven?	Replacement?	Removed?	Collar?
1	Steel	6.917 ft.	1 ft.				No	No	No	No
2	Steel	6.917 ft.	1 ft.				No	No	No	No
3	Steel	6.917 ft.	1 ft.				No	No	No	No
4	Steel	6.917 ft.	1 ft.				No	No	No	No
5	Steel	6.917 ft.	1 ft.				No	No	No	No
6	Steel		1 ft.				No	No	No	No
MEASUREMENTS VERIFIED BY DH 9/13/2021										
Bent/Abutment #: 1			Similar Bents: 2							

Title				Description			
PILE DIAGRAM END BENTS				PILE DIAGRAM END BENTS			
Bridge No: 790201		Drawn By: GDP		Date: 09/08/09		File Name: S0066000435	

Bridge Inspection Field Sketch



Cap Information			Material Precast Concrete							
Length	Width	Height	Left Overhang	Right Overhang	Left Beam to End of Cap.	Right Beam to End of Cap.				
40.170 ft.	2 ft.	1.5 ft.	3.117 ft.	2.500 ft.	2.375 ft.	2.375 ft.				
Subcap Information			Material							
Length	Width	Height	Left Overhang	Right Overhang	Left Pile to Splice.					
Sill Information			Material							
Length	Width	Height								
40.170 ft.	3.000 ft.	2.500 ft.								
Pile #	Material	Spacing	Width/Dia.	Height	Length	Orientation	Driven?	Replacement?	Removed?	Collar?
1	Steel	5.75 ft.	1 ft.			Battered	No	No	No	No
2	Steel	5.75 ft.	1 ft.			Vertical	No	No	No	No
3	Steel	5.75 ft.	1 ft.			Vertical	No	No	No	No
4	Steel	5.75 ft.	1 ft.			Vertical	No	No	No	No
5	Steel	5.75 ft.	1 ft.			Vertical	No	No	No	No
6	Steel	5.75 ft.	1 ft.			Vertical	No	No	No	No
7	Steel		1 ft.			Battered	No	No	No	No
MEASUREMENTS VERIFIED BY DH 9/13/2021										
Bent/Abutment #: 1			Similar Bents: 2							

Title PILE DIAGRAM PIERS			Description PILE DIAGRAM PIERS			
Bridge No: 790201	Drawn By: GDP	Date: 09/08/09	File Name: S0066000436			