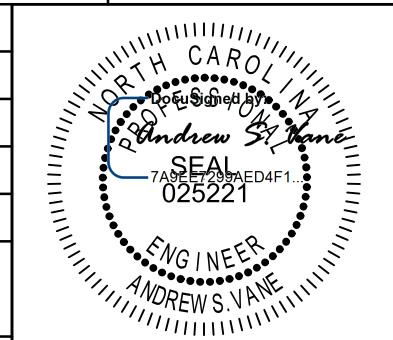



5/14/99

- NOTES:
1. CONTRACTOR TO REFER TO CORRESPONDING PROFILE DESIGNS FOR LIMITS OF HORIZONTAL DIRECTIONAL DRILL INSTALLATION.
 2. PRIOR TO COMMENCING ANY WORK ON THIS TRENCHLESS INSTALLATION ON THIS PROJECT, PROVIDE A DESIGN FOR THE TRENCHLESS INSTALLATION CERTIFIED BY AN ENGINEER LICENSED BY THE STATE OF NORTH CAROLINA, AS REQUIRED BY SUBARTICLE 1550-3(B) OF THE STANDARD SPECIFICATIONS.
 3. FIELD ADJUST HDD AS NECESSARY

Stantec
 Stantec Consulting Services Inc.
 801 Jones Franklin Road
 Suite 300
 Raleigh, NC 27606
 Tel. (919) 851-6866
 Fax. (919) 851-7024
 www.stantec.com
 License No. F-0672

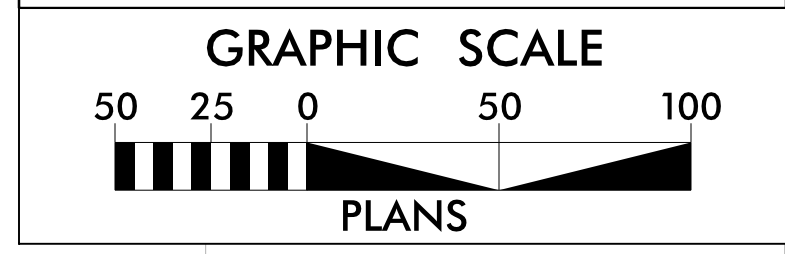
PROJECT REFERENCE NO.	R-3300B	SHEET NO.	UC-12
DESIGNED BY:	CTH	 NORTH CAROLINA DEPARTMENT OF TRANSPORTATION 11/22/2021 UTILITY CONSTRUCTION PLANS ONLY	
DRAWN BY:	CTH		
CHECKED BY:	ASV		
APPROVED BY:			
REVISED:			
UTILITIES ENGINEERING SEC. PHONE: (919) 707-6690 FAX: (919) 250-4151		UTILITY CONSTRUCTION PLANS ONLY	



UTILITY CONSTRUCTION

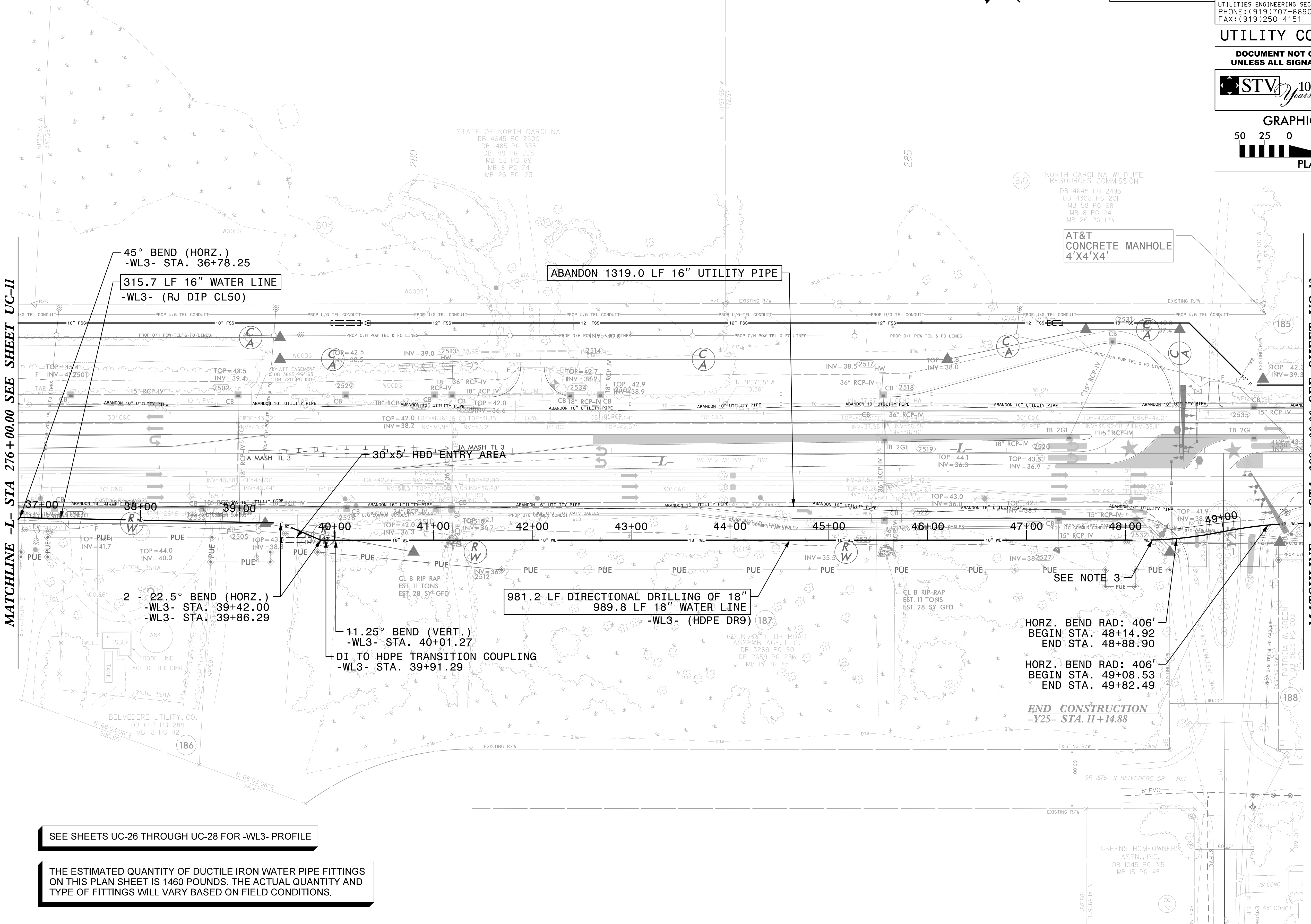
**DOCUMENT NOT CONSIDERED FINAL
 UNLESS ALL SIGNATURES COMPLETED**

STV 100 Years STV Engineers, Inc.
 900 West Trade St., Suite 715
 Charlotte, NC 28202
 NC License Number F-0991



MATCHLINE -L- STA 276+00.00 SEE SHEET UC-11

MATCHLINE -L- STA 289+00.00 SEE SHEET UC-13



SEE SHEETS UC-26 THROUGH UC-28 FOR -WL3- PROFILE

THE ESTIMATED QUANTITY OF DUCTILE IRON WATER PIPE FITTINGS ON THIS PLAN SHEET IS 1460 POUNDS. THE ACTUAL QUANTITY AND TYPE OF FITTINGS WILL VARY BASED ON FIELD CONDITIONS.

11/22/2021
 R:\Utilities\Engineering\NCA\Projects\SHTR-3300B\ut_UC12_psh.dgn
 Murners

5/14/99

- NOTES:
1. CONTRACTOR TO REFER TO CORRESPONDING PROFILE DESIGNS FOR LIMITS OF HORIZONTAL DIRECTIONAL DRILL INSTALLATION.
 2. PRIOR TO COMMENCING ANY WORK ON THIS TRENCHLESS INSTALLATION ON THIS PROJECT, PROVIDE A DESIGN FOR THE TRENCHLESS INSTALLATION CERTIFIED BY AN ENGINEER LICENSED BY THE STATE OF NORTH CAROLINA, AS REQUIRED BY SUBARTICLE 1550-3(B) OF THE STANDARD SPECIFICATIONS.
 3. FIELD ADJUST HDD AS NECESSARY

Stantec
 Stantec Consulting Services Inc.
 801 Jones Franklin Road
 Suite 300
 Raleigh, NC 27606
 Tel. (919) 851-6866
 Fax. (919) 851-7024
 www.stantec.com
 License No. F-0672

PROJECT REFERENCE NO. **R-3300B**
 SHEET NO. **UC-13**

DESIGNED BY: **CTH**
 DRAWN BY: **CTH**
 CHECKED BY: **ASV**
 APPROVED BY:
 REVISED:

NORTH CAROLINA
 DEPARTMENT OF
 TRANSPORTATION

11/22/2021
 UTILITY CONSTRUCTION
 PLANS ONLY

UTILITIES ENGINEERING SEC.
 PHONE: (919) 707-6690
 FAX: (919) 250-4151

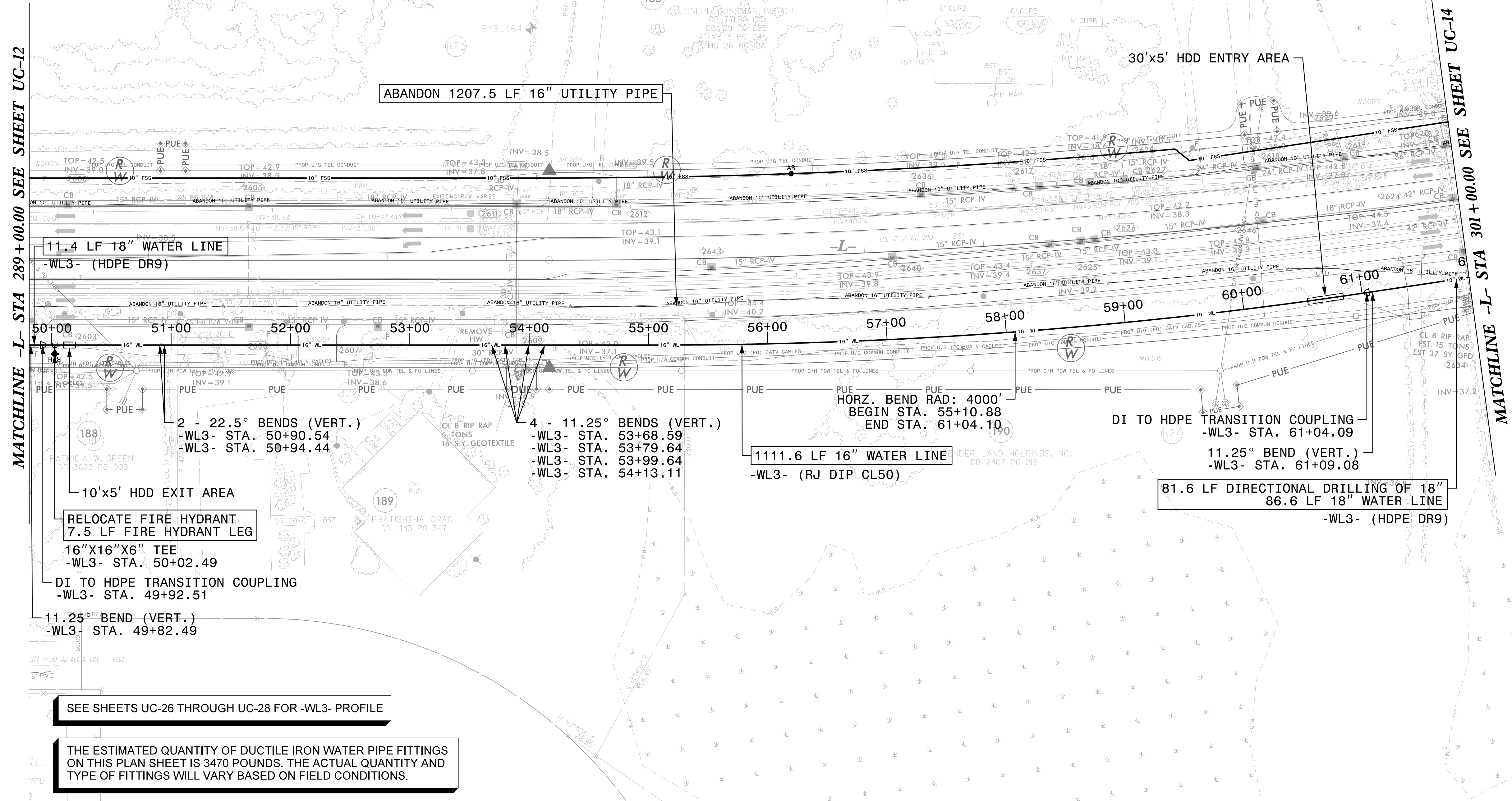
UTILITY CONSTRUCTION
 PLANS ONLY

UTILITY CONSTRUCTION

**DOCUMENT NOT CONSIDERED FINAL
 UNLESS ALL SIGNATURES COMPLETED**

STV 100 Years STV Engineers, Inc.
 900 West Trade St., Suite 715
 Charlotte, NC 28202
 NC License Number F-0991

GRAPHIC SCALE
 50 25 0 50 100
 PLANS




11/22/2021
 F:\Utilities\Engineering\UC\Proj\SH\TR-3300B-ut_UC13.psh.dgn
 Murner

5/14/99

- NOTES:**
- CONTRACTOR TO REFER TO CORRESPONDING PROFILE DESIGNS FOR LIMITS OF HORIZONTAL DIRECTIONAL DRILL INSTALLATION.
 - PRIOR TO COMMENCING ANY WORK ON THIS TRENCHLESS INSTALLATION ON THIS PROJECT, PROVIDE A DESIGN FOR THE TRENCHLESS INSTALLATION CERTIFIED BY AN ENGINEER LICENSED BY THE STATE OF NORTH CAROLINA, AS REQUIRED BY SUBARTICLE 1550-3(B) OF THE STANDARD SPECIFICATIONS.
 - FIELD ADJUST HDD AS NECESSARY
 - UPON COMPLETION OF HDD INSTALLATION ON THIS SHEET, AT STATION 63+73.29 EXCAVATE TO HDPE PIPE AND INSTALL 18"X18"X6" TEE AND LONG PATTERN SLEEVE

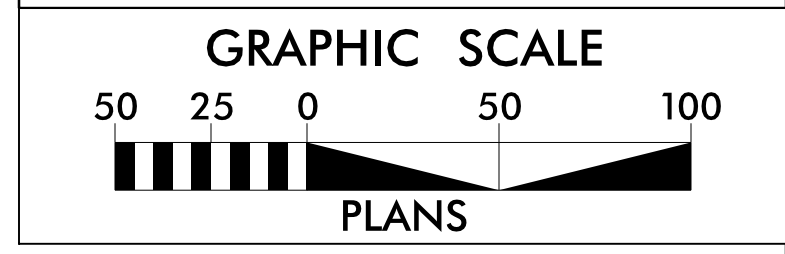
<p>Stantec Consulting Services Inc. 801 Jones Franklin Road Suite 300 Raleigh, NC 27606 Tel. (919) 851-6866 Fax. (919) 851-7024 www.stantec.com License No. F-0672</p>	PROJECT REFERENCE NO.	R-3300B	SHEET NO.	UC-14
	DESIGNED BY:	CTH		
	DRAWN BY:	CTH		
	CHECKED BY:	ASV		
	APPROVED BY:			
REVISED:	NORTH CAROLINA DEPARTMENT OF TRANSPORTATION		11/22/2021 UTILITY CONSTRUCTION PLANS ONLY	
UTILITIES ENGINEERING SEC. PHONE: (919) 707-6690 FAX: (919) 250-4151				



UTILITY CONSTRUCTION

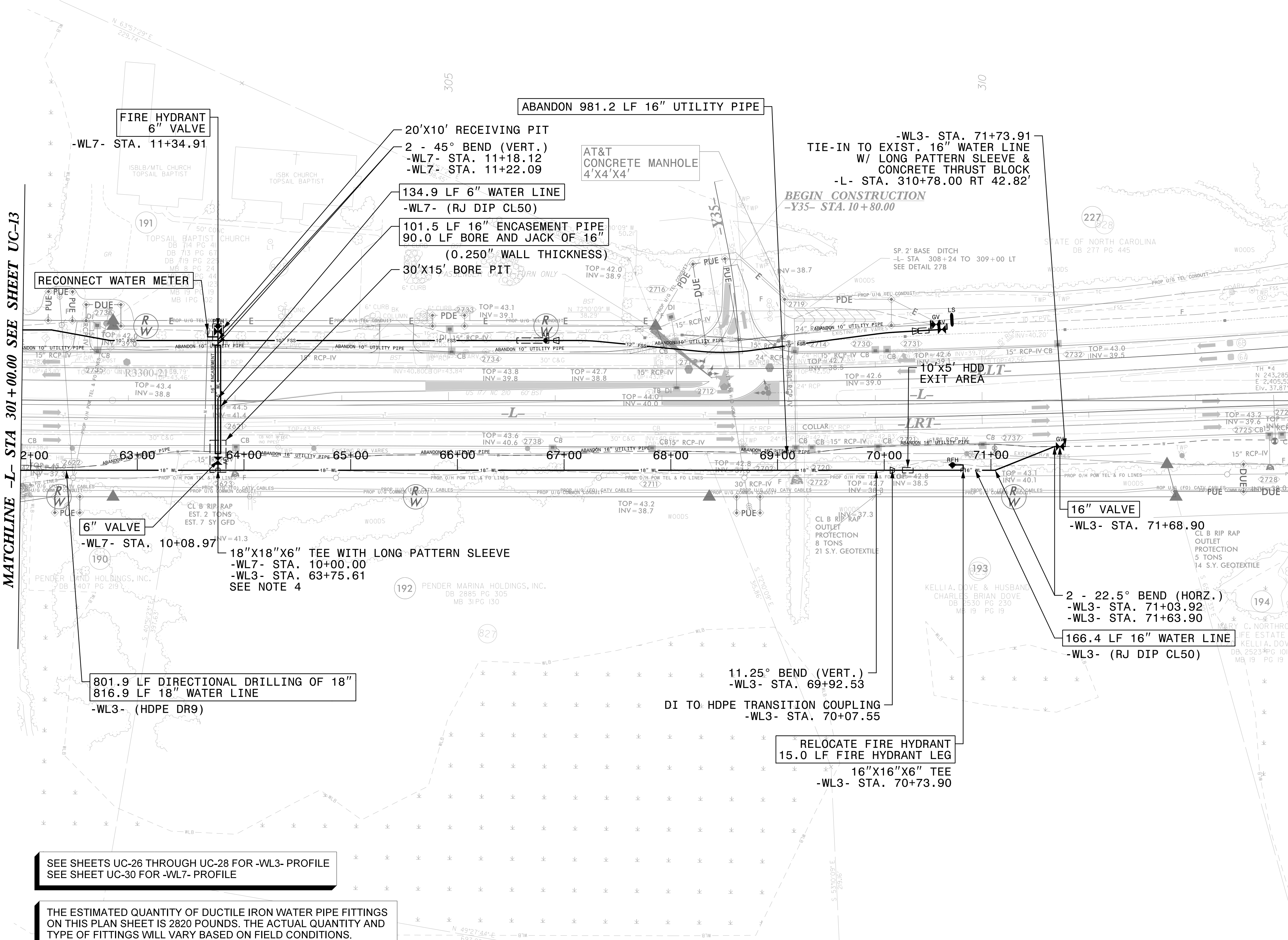
DOCUMENT NOT CONSIDERED FINAL UNLESS ALL SIGNATURES COMPLETED

STV Engineers, Inc.
300 West Trade St., Suite 715
Charlotte, NC 28202
NC License Number F-0991



MATCHLINE -L- STA 301+00.00 SEE SHEET UC-13

MATCHLINE -L- STA 313+00.00 SEE SHEET UC-15



SEE SHEETS UC-26 THROUGH UC-28 FOR -WL3- PROFILE
SEE SHEET UC-30 FOR -WL7- PROFILE

THE ESTIMATED QUANTITY OF DUCTILE IRON WATER PIPE FITTINGS ON THIS PLAN SHEET IS 2820 POUNDS. THE ACTUAL QUANTITY AND TYPE OF FITTINGS WILL VARY BASED ON FIELD CONDITIONS.

11/22/2021
R:\Utilities\Engineering\UC\Proj\SH\TR-3300B-ut_UC14_psh.dgn
Murners

5/14/99
11/22/2021
R:\Utilities\Engineering\UC\Proj\SHTR-3300B-ut_UC15_psh.dgn
Murner.S

- NOTES:
- CONTRACTOR TO REFER TO CORRESPONDING PROFILE DESIGNS FOR LIMITS OF HORIZONTAL DIRECTIONAL DRILL INSTALLATION.
 - PRIOR TO COMMENCING ANY WORK ON THIS TRENCHLESS INSTALLATION ON THIS PROJECT, PROVIDE A DESIGN FOR THE TRENCHLESS INSTALLATION CERTIFIED BY AN ENGINEER LICENSED BY THE STATE OF NORTH CAROLINA, AS REQUIRED BY SUBARTICLE 1550-3(B) OF THE STANDARD SPECIFICATIONS.
 - FIELD ADJUST HDD AS NECESSARY

CULVERT #1
TWO BARRELS

	NORTH	EAST	ELEV.
CUL1	243960.34	2405904.61	38.22
CUL2	243955.70	2405900.80	37.88
CUL3	243955.34	2405900.72	37.88
CUL4	243950.70	2405896.92	37.90
CE1	243957.73	2405902.55	41.91
HW1	243955.62	2405901.13	43.77
CUL5	243881.61	2406000.69	37.91
CUL6	243876.97	2405996.88	37.85
CUL7	243876.73	2405996.94	37.88
CUL8	243872.08	2405993.15	37.94
CE2	243879.90	2405999.43	41.88
HW2	243876.80	2405996.95	43.55

Stantec
Stantec Consulting Services Inc.
801 Jones Franklin Road
Suite 300
Raleigh, NC 27606
Tel. (919) 851-6866
Fax. (919) 851-7024
www.stantec.com
License No. F-0672

PROJECT REFERENCE NO. **R-3300B**
SHEET NO. **UC-15**

DESIGNED BY: **CTH**
DRAWN BY: **CTH**
CHECKED BY: **ASV**
APPROVED BY:
REVISED:

NORTH CAROLINA
DEPARTMENT OF
TRANSPORTATION

11/22/2021
UTILITY CONSTRUCTION
PLANS ONLY

UTILITIES ENGINEERING SEC.
PHONE: (919) 707-6690
FAX: (919) 250-4151

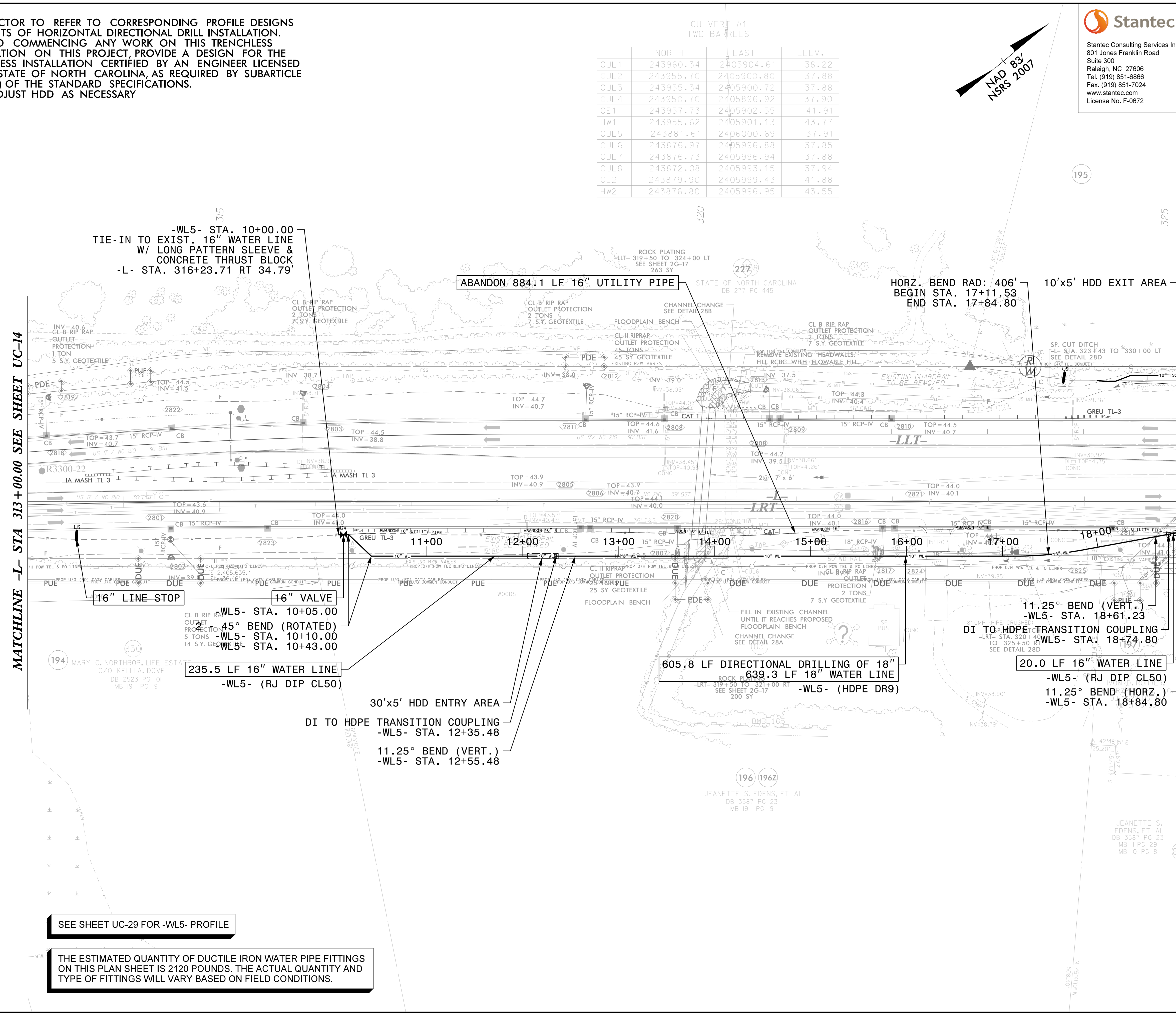
UTILITY CONSTRUCTION
PLANS ONLY

UTILITY CONSTRUCTION

**DOCUMENT NOT CONSIDERED FINAL
UNLESS ALL SIGNATURES COMPLETED**

STV 100 Years STV Engineers, Inc.
300 West Trade St., Suite 715
Charlotte, NC 28202
NC License Number F-0991

GRAPHIC SCALE
50 25 0 50 100
PLANS



SEE SHEET UC-29 FOR -WL5- PROFILE

THE ESTIMATED QUANTITY OF DUCTILE IRON WATER PIPE FITTINGS ON THIS PLAN SHEET IS 2120 POUNDS. THE ACTUAL QUANTITY AND TYPE OF FITTINGS WILL VARY BASED ON FIELD CONDITIONS.

MATCHLINE -L- STA 313+00.00 SEE SHEET UC-14

MATCHLINE -L- STA 325+00.00 SEE SHEET UC-16

5/14/2021

NOTES:

1. CONTRACTOR TO REFER TO CORRESPONDING PROFILE DESIGNS FOR LIMITS OF HORIZONTAL DIRECTIONAL DRILL INSTALLATION.
2. PRIOR TO COMMENCING ANY WORK ON THIS TRENCHLESS INSTALLATION ON THIS PROJECT, PROVIDE A DESIGN FOR THE TRENCHLESS INSTALLATION CERTIFIED BY AN ENGINEER LICENSED BY THE STATE OF NORTH CAROLINA, AS REQUIRED BY SUBARTICLE 1550-3(B) OF THE STANDARD SPECIFICATIONS.
3. FIELD ADJUST HDD AS NECESSARY

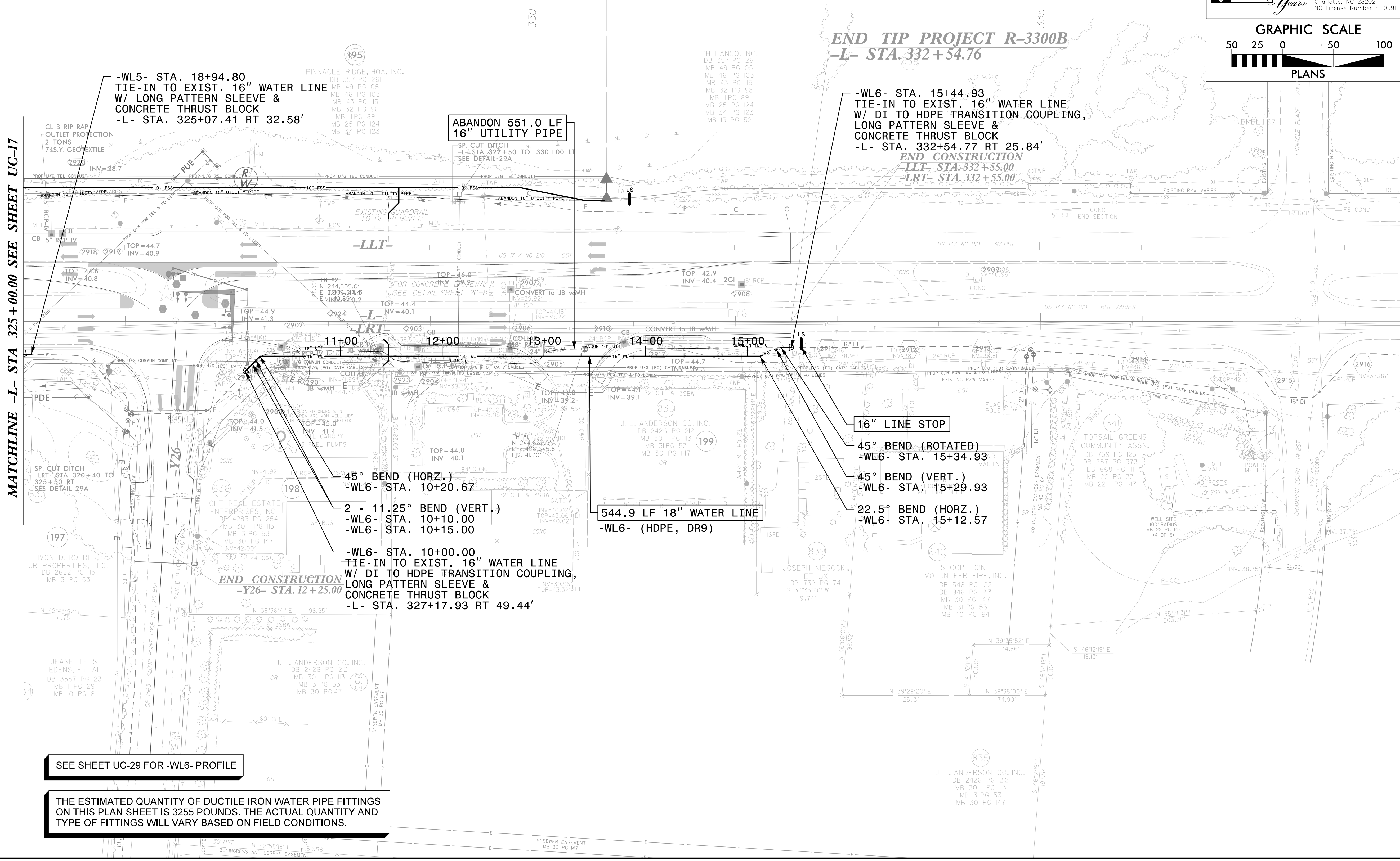

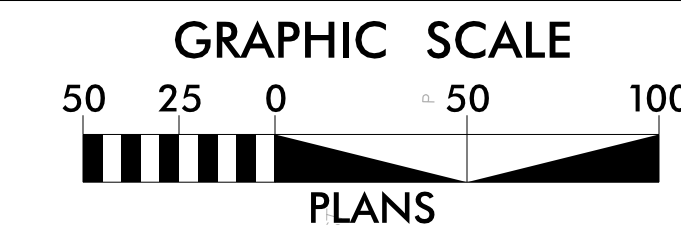
Stantec
 Stantec Consulting Services Inc.
 801 Jones Franklin Road
 Suite 300
 Raleigh, NC 27606
 Tel. (919) 851-6866
 Fax. (919) 851-7024
 www.stantec.com
 License No. F-0672

PROJECT REFERENCE NO.	SHEET NO.
R-3300B	UC-16
DESIGNED BY: CTH	
DRAWN BY: CTH	
CHECKED BY: ASV	
APPROVED BY:	
REVISED:	11/22/2021
NORTH CAROLINA DEPARTMENT OF TRANSPORTATION	UTILITY CONSTRUCTION PLANS ONLY
UTILITIES ENGINEERING SEC. PHONE: (919) 707-6690 FAX: (919) 250-4151	

UTILITY CONSTRUCTION

DOCUMENT NOT CONSIDERED FINAL UNLESS ALL SIGNATURES COMPLETED

STV 100 Years STV Engineers, Inc.
 300 West Trade St., Suite 715
 Charlotte, NC 28202
 NC License Number F-0991



MATCHLINE -L- STA 325 + 00.00 SEE SHEET UC-17

SEE SHEET UC-29 FOR -WL6- PROFILE

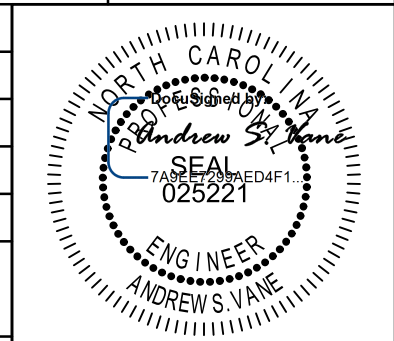
THE ESTIMATED QUANTITY OF DUCTILE IRON WATER PIPE FITTINGS ON THIS PLAN SHEET IS 3255 POUNDS. THE ACTUAL QUANTITY AND TYPE OF FITTINGS WILL VARY BASED ON FIELD CONDITIONS.

11/22/2021
 R:\Utilities\Engineering\UC\Proj\SH\N-R-3300B-ut-UC16.psh.dgn
 Murners

5/14/99
11/22/2021
R:\Utilities\Engineering\UC\Proj\SH\TAR-3300B\UC17_psh.dgn
Murners

- NOTES:
1. CONTRACTOR TO REFER TO CORRESPONDING PROFILE DESIGNS FOR LIMITS OF HORIZONTAL DIRECTIONAL DRILL INSTALLATION.
 2. PRIOR TO COMMENCING ANY WORK ON THIS TRENCHLESS INSTALLATION ON THIS PROJECT, PROVIDE A DESIGN FOR THE TRENCHLESS INSTALLATION CERTIFIED BY AN ENGINEER LICENSED BY THE STATE OF NORTH CAROLINA, AS REQUIRED BY SUBARTICLE 1550-3(B) OF THE STANDARD SPECIFICATIONS.
 3. FIELD ADJUST HDD AS NECESSARY

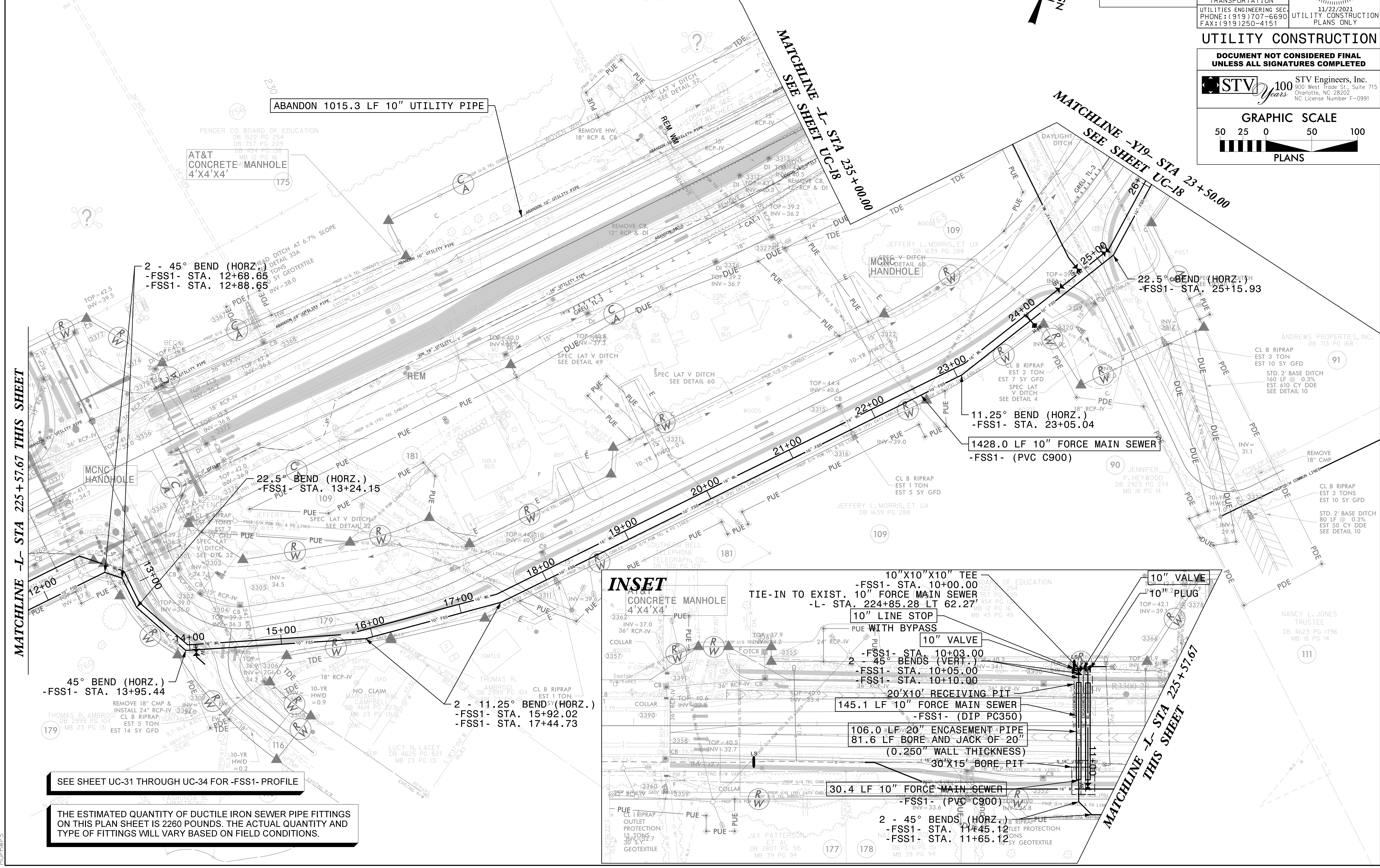
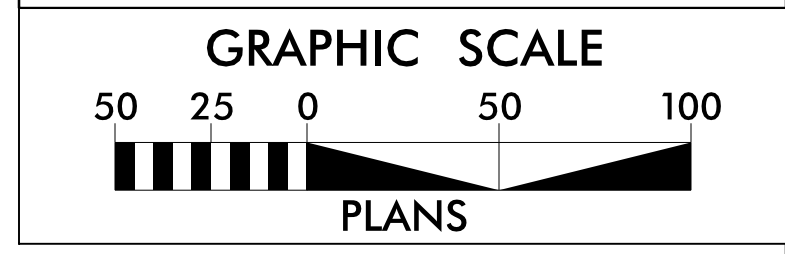
Stantec
Stantec Consulting Services Inc.
801 Jones Franklin Road
Suite 300
Raleigh, NC 27606
Tel. (919) 851-6866
Fax. (919) 851-7024
www.stantec.com
License No. F-0672

PROJECT REFERENCE NO.	R-3300B	SHEET NO.	UC-17
DESIGNED BY:	CTH	 NORTH CAROLINA DEPARTMENT OF TRANSPORTATION 11/22/2021 UTILITY CONSTRUCTION PLANS ONLY	
DRAWN BY:	CTH		
CHECKED BY:	ASV		
APPROVED BY:			
REVISED:			
UTILITIES ENGINEERING SEC. PHONE: (919) 707-6690 FAX: (919) 250-4151			

UTILITY CONSTRUCTION

DOCUMENT NOT CONSIDERED FINAL UNLESS ALL SIGNATURES COMPLETED

STV 100 Years
STV Engineers, Inc.
300 West Trade St., Suite 715
Charlotte, NC 28202
NC License Number F-0991

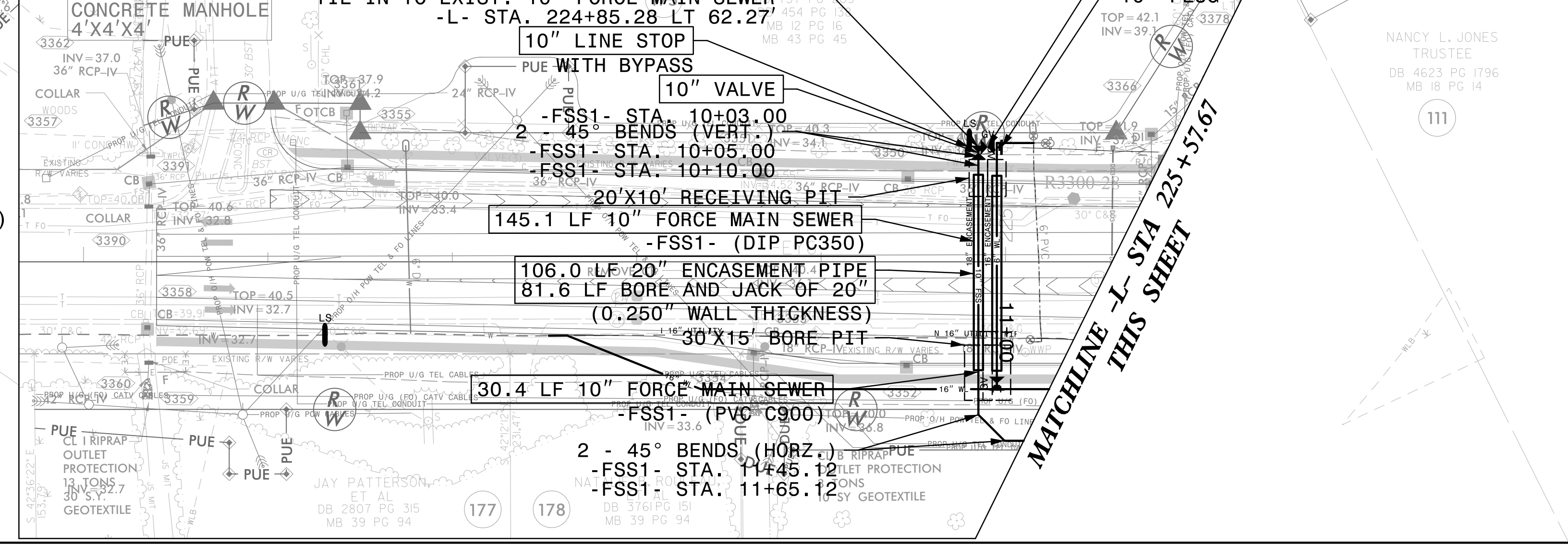


MATCHLINE -L- STA 225+57.67 THIS SHEET

MATCHLINE -L- STA 235+00.00 SEE SHEET UC-18

MATCHLINE -Y19- STA 23+50.00 SEE SHEET UC-18

INSET



SEE SHEET UC-31 THROUGH UC-34 FOR -FSS1- PROFILE

THE ESTIMATED QUANTITY OF DUCTILE IRON SEWER PIPE FITTINGS ON THIS PLAN SHEET IS 2260 POUNDS. THE ACTUAL QUANTITY AND TYPE OF FITTINGS WILL VARY BASED ON FIELD CONDITIONS.

5/14/2019

- NOTES:**
- CONTRACTOR TO REFER TO CORRESPONDING PROFILE DESIGNS FOR LIMITS OF HORIZONTAL DIRECTIONAL DRILL INSTALLATION.
 - PRIOR TO COMMENCING ANY WORK ON THIS TRENCHLESS INSTALLATION ON THIS PROJECT, PROVIDE A DESIGN FOR THE TRENCHLESS INSTALLATION CERTIFIED BY AN ENGINEER LICENSED BY THE STATE OF NORTH CAROLINA, AS REQUIRED BY SUBARTICLE 1550-3(B) OF THE STANDARD SPECIFICATIONS.
 - FIELD ADJUST HDD AS NECESSARY

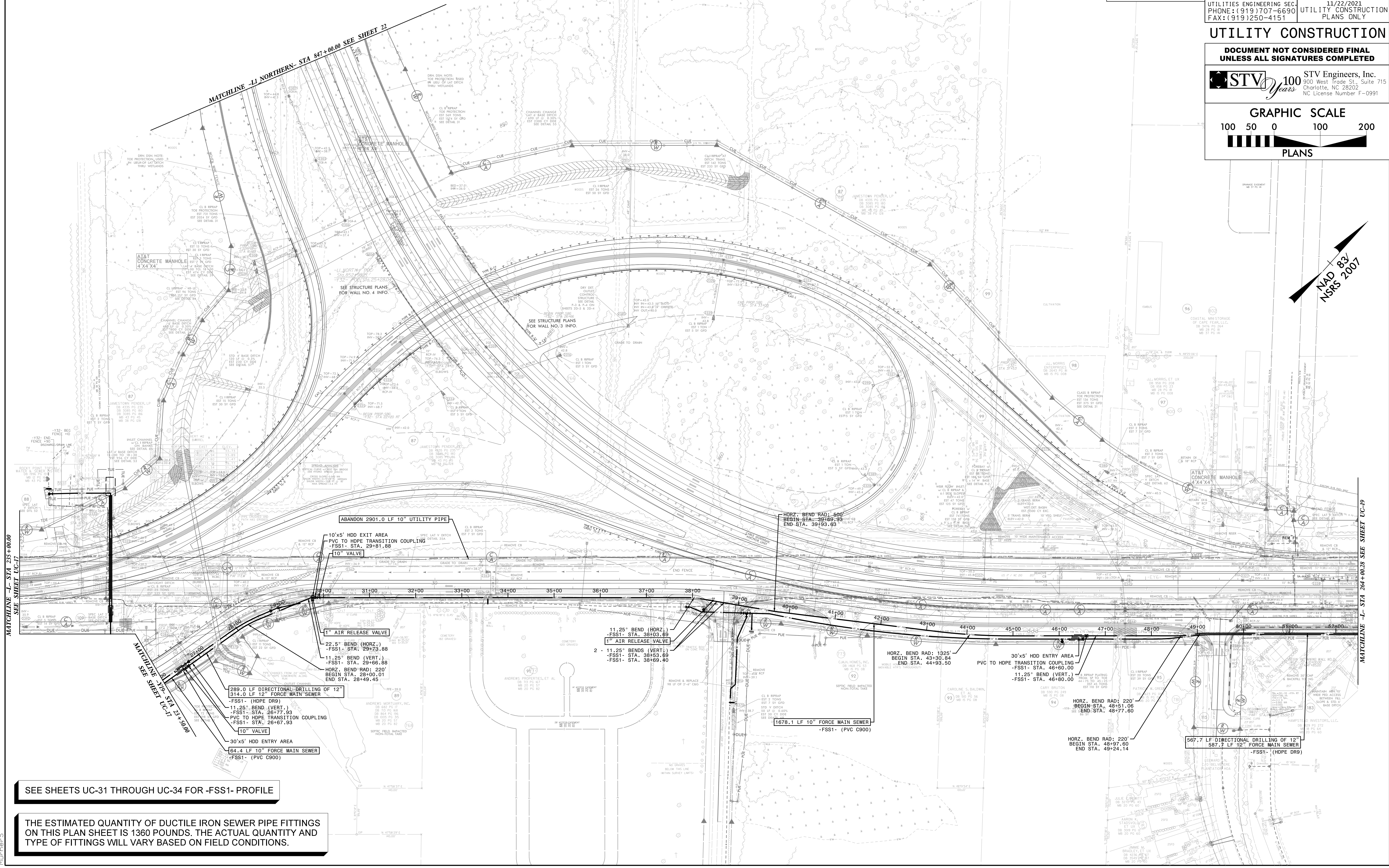

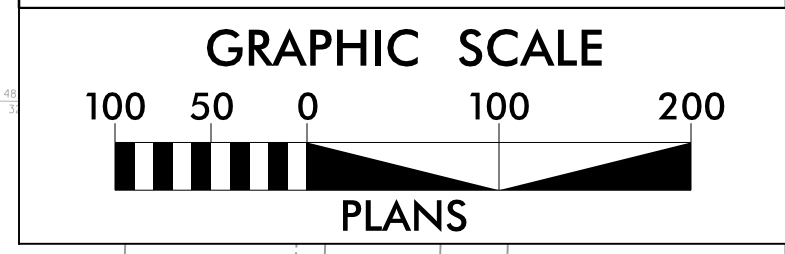
Stantec
 Stantec Consulting Services Inc.
 801 Jones Franklin Road
 Suite 300
 Raleigh, NC 27606
 Tel. (919) 851-6866
 Fax. (919) 851-7024
 www.stantec.com
 License No. F-0672

PROJECT REFERENCE NO.	R-3300B	SHEET NO.	UC-18
DESIGNED BY:	CTH		
DRAWN BY:	CTH		
CHECKED BY:	ASV		
APPROVED BY:	ASV		
REVISED:		NORTH CAROLINA DEPARTMENT OF TRANSPORTATION	11/22/2021
UTILITIES ENGINEERING SEC. PHONE: (919) 707-6690 FAX: (919) 250-4151		UTILITY CONSTRUCTION PLANS ONLY	

UTILITY CONSTRUCTION

DOCUMENT NOT CONSIDERED FINAL UNLESS ALL SIGNATURES COMPLETED

STV 100 Years STV Engineers, Inc.
 900 West Trade St., Suite 715
 Charlotte, NC 28202
 NC License Number F-0991



SEE SHEETS UC-31 THROUGH UC-34 FOR -FSS1- PROFILE

THE ESTIMATED QUANTITY OF DUCTILE IRON SEWER PIPE FITTINGS ON THIS PLAN SHEET IS 1360 POUNDS. THE ACTUAL QUANTITY AND TYPE OF FITTINGS WILL VARY BASED ON FIELD CONDITIONS.

11/22/2021
 R:\Utilities\Engineering\NCA\Projects\NTP-R-3300B\UC-18_psh.dgn
 Murners

5/14/2021

- NOTES:
- CONTRACTOR TO REFER TO CORRESPONDING PROFILE DESIGNS FOR LIMITS OF HORIZONTAL DIRECTIONAL DRILL INSTALLATION.
 - PRIOR TO COMMENCING ANY WORK ON THIS TRENCHLESS INSTALLATION ON THIS PROJECT, PROVIDE A DESIGN FOR THE TRENCHLESS INSTALLATION CERTIFIED BY AN ENGINEER LICENSED BY THE STATE OF NORTH CAROLINA, AS REQUIRED BY SUBARTICLE 1550-3(B) OF THE STANDARD SPECIFICATIONS.
 - FIELD ADJUST HDD AS NECESSARY

Stantec
 Stantec Consulting Services Inc.
 801 Jones Franklin Road
 Suite 300
 Raleigh, NC 27606
 Tel. (919) 851-6866
 Fax. (919) 851-7024
 www.stantec.com
 License No. F-0672

PROJECT REFERENCE NO. **R-3300B**
 SHEET NO. **UC-19**

DESIGNED BY: **CTH**
 DRAWN BY: **CTH**
 CHECKED BY: **ASV**
 APPROVED BY:
 REVISED:

NORTH CAROLINA
 DEPARTMENT OF
 TRANSPORTATION

11/22/2021
 UTILITY CONSTRUCTION
 PLANS ONLY

UTILITIES ENGINEERING SEC.
 PHONE: (919) 707-6690
 FAX: (919) 250-4151

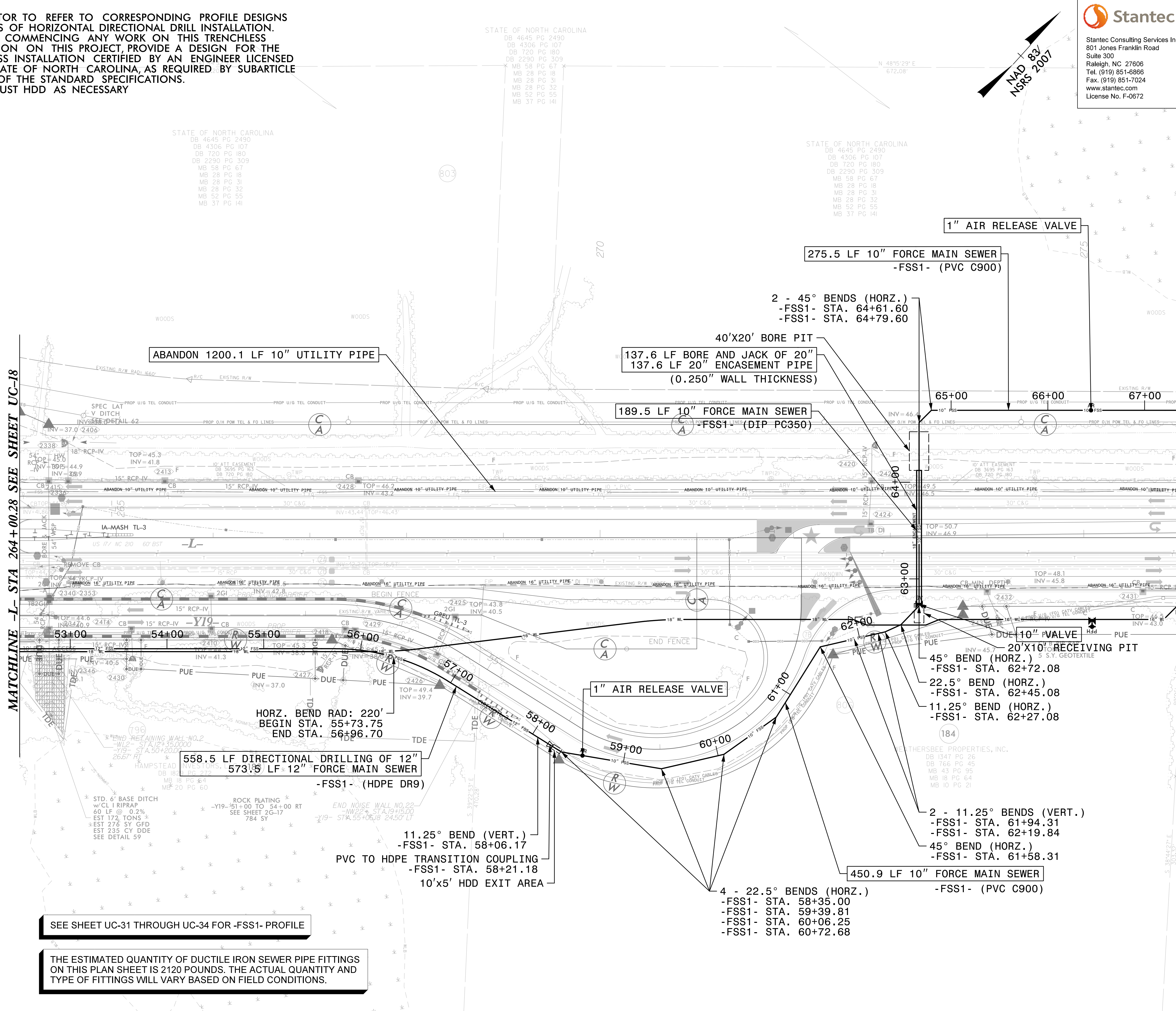
UTILITY CONSTRUCTION
 PLANS ONLY

UTILITY CONSTRUCTION

**DOCUMENT NOT CONSIDERED FINAL
 UNLESS ALL SIGNATURES COMPLETED**

STV 100 Years STV Engineers, Inc.
 900 West Trade St., Suite 715
 Charlotte, NC 28202
 NC License Number F-0991

GRAPHIC SCALE
 50 25 0 50 100
 PLANS



SEE SHEET UC-31 THROUGH UC-34 FOR -FSS1- PROFILE


THE ESTIMATED QUANTITY OF DUCTILE IRON SEWER PIPE FITTINGS ON THIS PLAN SHEET IS 2120 POUNDS. THE ACTUAL QUANTITY AND TYPE OF FITTINGS WILL VARY BASED ON FIELD CONDITIONS.


11/22/2021
 F:\Utilities\Engineering\UC\Proj\SH\TR-3300B.ut_UC19_psh.dgn
 Murner

5/14/2021

- NOTES:
1. CONTRACTOR TO REFER TO CORRESPONDING PROFILE DESIGNS FOR LIMITS OF HORIZONTAL DIRECTIONAL DRILL INSTALLATION.
 2. PRIOR TO COMMENCING ANY WORK ON THIS TRENCHLESS INSTALLATION ON THIS PROJECT, PROVIDE A DESIGN FOR THE TRENCHLESS INSTALLATION CERTIFIED BY AN ENGINEER LICENSED BY THE STATE OF NORTH CAROLINA, AS REQUIRED BY SUBARTICLE 1550-3(B) OF THE STANDARD SPECIFICATIONS.
 3. FIELD ADJUST HDD AS NECESSARY

Stantec
 Stantec Consulting Services Inc.
 801 Jones Franklin Road
 Suite 300
 Raleigh, NC 27606
 Tel. (919) 851-6866
 Fax. (919) 851-7024
 www.stantec.com
 License No. F-0672

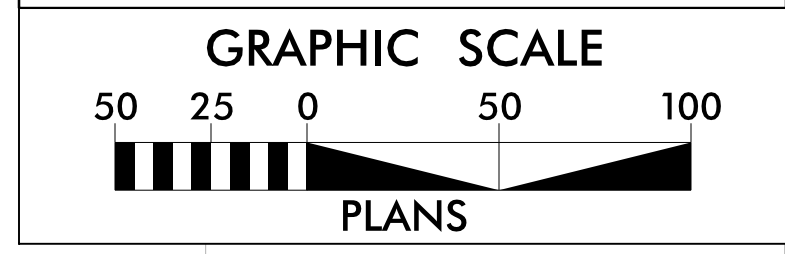
PROJECT REFERENCE NO.	R-3300B	SHEET NO.	UC-20
DESIGNED BY:	CTH	 NORTH CAROLINA DEPARTMENT OF TRANSPORTATION 11/22/2021 UTILITY CONSTRUCTION PLANS ONLY	
DRAWN BY:	CTH		
CHECKED BY:	ASV		
APPROVED BY:			
REVISED:		UTILITIES ENGINEERING SEC.	PHONE: (919) 707-6690
		FAX: (919) 250-4151	



UTILITY CONSTRUCTION

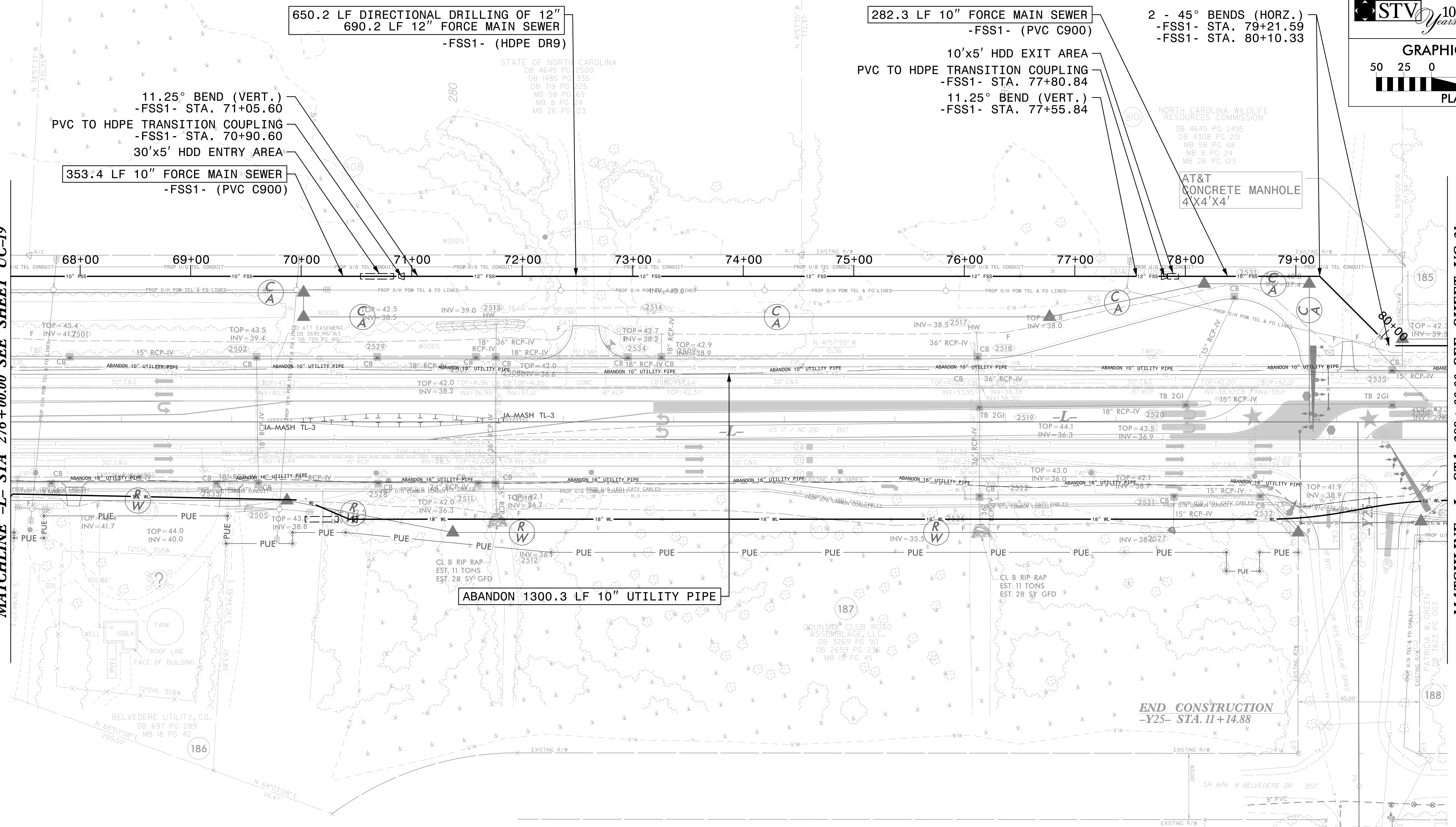
**DOCUMENT NOT CONSIDERED FINAL
 UNLESS ALL SIGNATURES COMPLETED**

STV 100 Years STV Engineers, Inc.
 900 West Trade St., Suite 715
 Charlotte, NC 28202
 NC License Number F-0991



MATCHLINE -L- STA 276+00.00 SEE SHEET UC-19

MATCHLINE -L- STA 289+00.00 SEE SHEET UC-21



SEE SHEET UC-31 THROUGH UC-34 FOR -FSS1- PROFILE

THE ESTIMATED QUANTITY OF DUCTILE IRON SEWER PIPE FITTINGS ON THIS PLAN SHEET IS 750 POUNDS. THE ACTUAL QUANTITY AND TYPE OF FITTINGS WILL VARY BASED ON FIELD CONDITIONS.

11/22/2021
 R:\Utilities\Engineering\UC\Proj\SH\N-R-3300B.ut_UC20_psh.dgn
 Murners

5/14/99

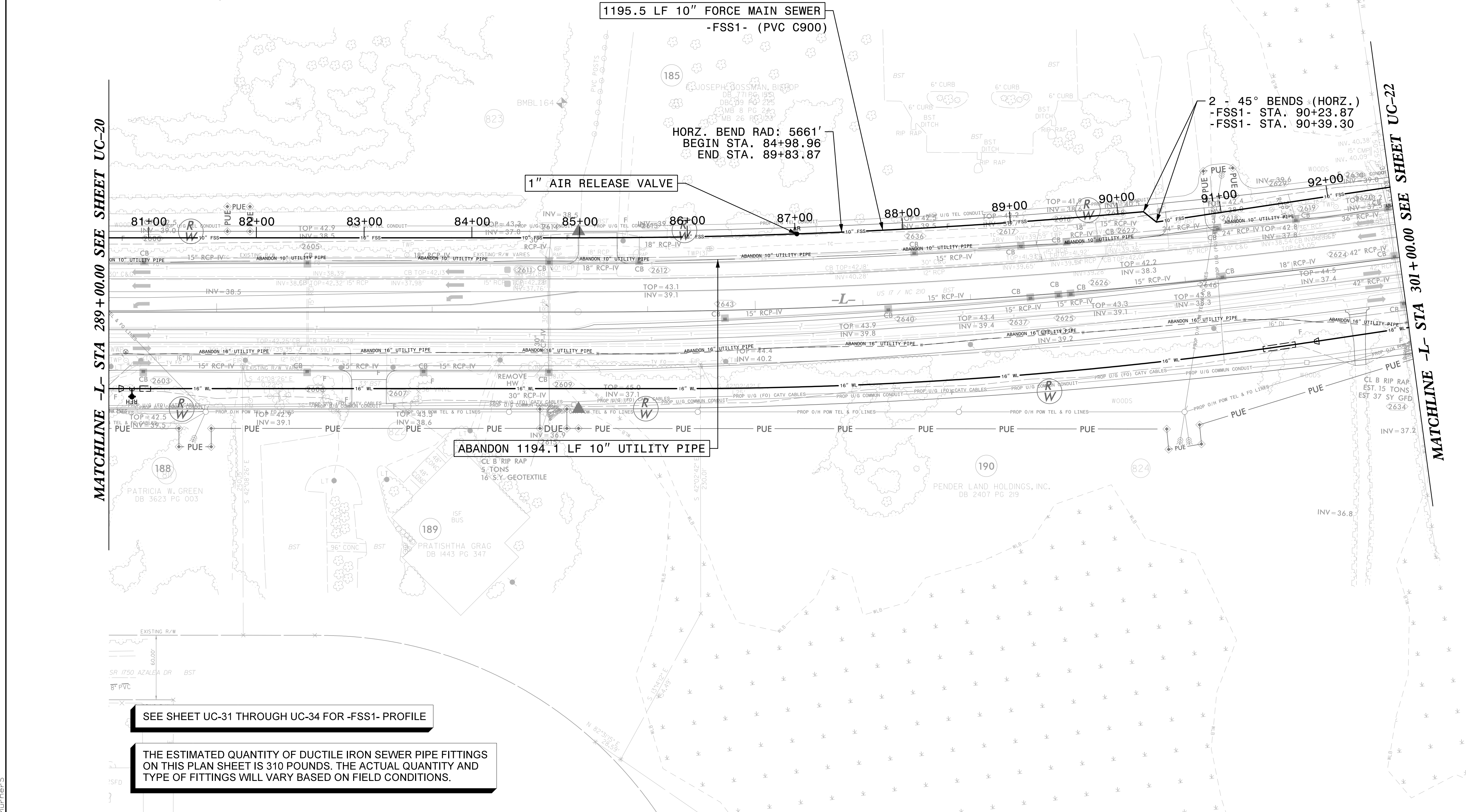
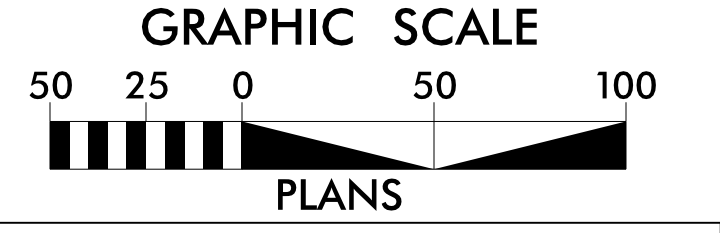
- NOTES:
1. CONTRACTOR TO REFER TO CORRESPONDING PROFILE DESIGNS FOR LIMITS OF HORIZONTAL DIRECTIONAL DRILL INSTALLATION.
 2. PRIOR TO COMMENCING ANY WORK ON THIS TRENCHLESS INSTALLATION ON THIS PROJECT, PROVIDE A DESIGN FOR THE TRENCHLESS INSTALLATION CERTIFIED BY AN ENGINEER LICENSED BY THE STATE OF NORTH CAROLINA, AS REQUIRED BY SUBARTICLE 1550-3(B) OF THE STANDARD SPECIFICATIONS.
 3. FIELD ADJUST HDD AS NECESSARY

<p>Stantec Consulting Services Inc. 801 Jones Franklin Road Suite 300 Raleigh, NC 27606 Tel. (919) 851-6866 Fax. (919) 851-7024 www.stantec.com License No. F-0672</p>	PROJECT REFERENCE NO.	R-3300B	SHEET NO.	UC-21
	DESIGNED BY:	CTH		
	DRAWN BY:	CTH		
	CHECKED BY:	ASV		
APPROVED BY:				
REVISED:	NORTH CAROLINA DEPARTMENT OF TRANSPORTATION		11/22/2021 UTILITY CONSTRUCTION PLANS ONLY	
UTILITIES ENGINEERING SEC. PHONE: (919) 707-6690 FAX: (919) 250-4151				

UTILITY CONSTRUCTION

DOCUMENT NOT CONSIDERED FINAL UNLESS ALL SIGNATURES COMPLETED

	STV Engineers, Inc. 900 West Trade St., Suite 715 Charlotte, NC 28202 NC License Number F-0991
--	---



SEE SHEET UC-31 THROUGH UC-34 FOR -FSS1- PROFILE

THE ESTIMATED QUANTITY OF DUCTILE IRON SEWER PIPE FITTINGS ON THIS PLAN SHEET IS 310 POUNDS. THE ACTUAL QUANTITY AND TYPE OF FITTINGS WILL VARY BASED ON FIELD CONDITIONS.

11/22/2021
F:\Utilities\Engineering\UC\Proj\SHTR-R-3300B.ut_UC21.psh.dgn
Murner

5/14/2021

- NOTES:
1. CONTRACTOR TO REFER TO CORRESPONDING PROFILE DESIGNS FOR LIMITS OF HORIZONTAL DIRECTIONAL DRILL INSTALLATION.
 2. PRIOR TO COMMENCING ANY WORK ON THIS TRENCHLESS INSTALLATION ON THIS PROJECT, PROVIDE A DESIGN FOR THE TRENCHLESS INSTALLATION CERTIFIED BY AN ENGINEER LICENSED BY THE STATE OF NORTH CAROLINA, AS REQUIRED BY SUBARTICLE 1550-3(B) OF THE STANDARD SPECIFICATIONS.
 3. FIELD ADJUST HDD AS NECESSARY

Stantec
 Stantec Consulting Services Inc.
 801 Jones Franklin Road
 Suite 300
 Raleigh, NC 27606
 Tel. (919) 851-6866
 Fax. (919) 851-7024
 www.stantec.com
 License No. F-0672


PROJECT REFERENCE NO. **R-3300B**
 SHEET NO. **UC-22**

DESIGNED BY: **CTH**
 DRAWN BY: **CTH**
 CHECKED BY: **ASV**
 APPROVED BY:
 REVISED:

NORTH CAROLINA
 DEPARTMENT OF
 TRANSPORTATION

11/22/2021
 UTILITY CONSTRUCTION
 PLANS ONLY

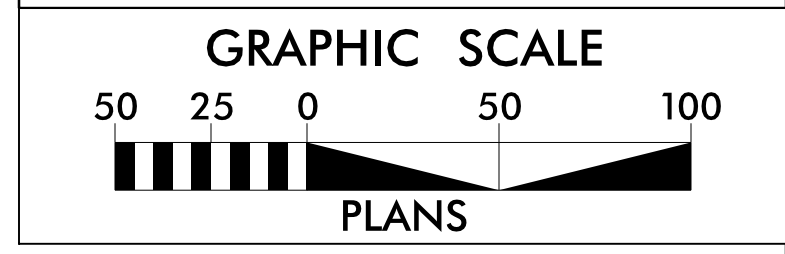
UTILITIES ENGINEERING SEC.
 PHONE: (919) 707-6690
 FAX: (919) 250-4151



UTILITY CONSTRUCTION

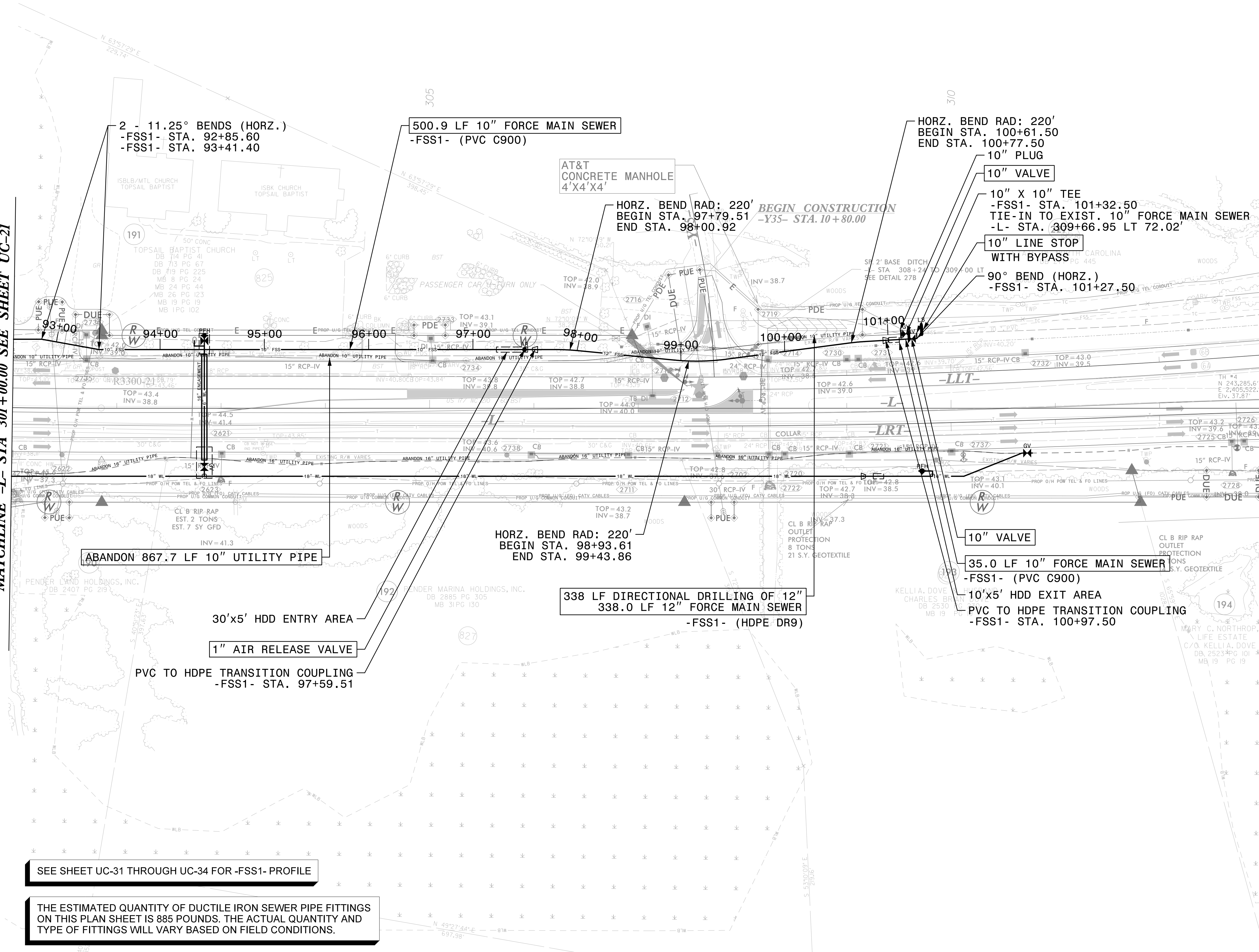
**DOCUMENT NOT CONSIDERED FINAL
 UNLESS ALL SIGNATURES COMPLETED**

STV 100 Years STV Engineers, Inc.
 300 West Trade St., Suite 715
 Charlotte, NC 28202
 NC License Number F-0991



MATCHLINE -L- STA 301+00.00 SEE SHEET UC-21

MATCHLINE -L- STA 313+00.00 SEE SHEET UC-23



SEE SHEET UC-31 THROUGH UC-34 FOR -FSS1- PROFILE

THE ESTIMATED QUANTITY OF DUCTILE IRON SEWER PIPE FITTINGS ON THIS PLAN SHEET IS 885 POUNDS. THE ACTUAL QUANTITY AND TYPE OF FITTINGS WILL VARY BASED ON FIELD CONDITIONS.

11/22/2021
 P:\Utilities\Engineering\UC\Proj\SH\TR-3300B\ut_UC22_psh.dgn
 Murners

5/14/2021

NOTES:

1. CONTRACTOR TO REFER TO CORRESPONDING PROFILE DESIGNS FOR LIMITS OF HORIZONTAL DIRECTIONAL DRILL INSTALLATION.
2. PRIOR TO COMMENCING ANY WORK ON THIS TRENCHLESS INSTALLATION ON THIS PROJECT, PROVIDE A DESIGN FOR THE TRENCHLESS INSTALLATION CERTIFIED BY AN ENGINEER LICENSED BY THE STATE OF NORTH CAROLINA, AS REQUIRED BY SUBARTICLE 1550-3(B) OF THE STANDARD SPECIFICATIONS.
3. FIELD ADJUST HDD AS NECESSARY

CULVERT #1
TWO BARRELS

	NORTH	EAST	ELEV.
CUL1	243960.34	2405904.61	38.22
CUL2	243955.70	2405900.80	37.88
CUL3	243955.34	2405900.72	37.88
CUL4	243950.70	2405896.92	37.90
CE1	243957.73	2405902.55	41.91
HW1	243955.62	2405901.13	43.77
CUL5	243881.61	2406000.69	37.91
CUL6	243876.97	2405996.88	37.85
CUL7	243876.73	2405996.94	37.88
CUL8	243872.08	2405993.15	37.94
CE2	243879.90	2405999.43	41.88
HW2	243876.80	2405996.95	43.55

Stantec
Stantec Consulting Services Inc.
801 Jones Franklin Road
Suite 300
Raleigh, NC 27606
Tel. (919) 851-6866
Fax. (919) 851-7024
www.stantec.com
License No. F-0672

PROJECT REFERENCE NO. R-3300B	SHEET NO. UC-23
DESIGNED BY: CTH	
DRAWN BY: CTH	
CHECKED BY: ASV	
APPROVED BY:	
REVISED:	NORTH CAROLINA DEPARTMENT OF TRANSPORTATION 11/22/2021 UTILITY CONSTRUCTION PLANS ONLY
UTILITIES ENGINEERING SEC. PHONE: (919) 707-6690 FAX: (919) 250-4151	UTILITY CONSTRUCTION PLANS ONLY

UTILITY CONSTRUCTION

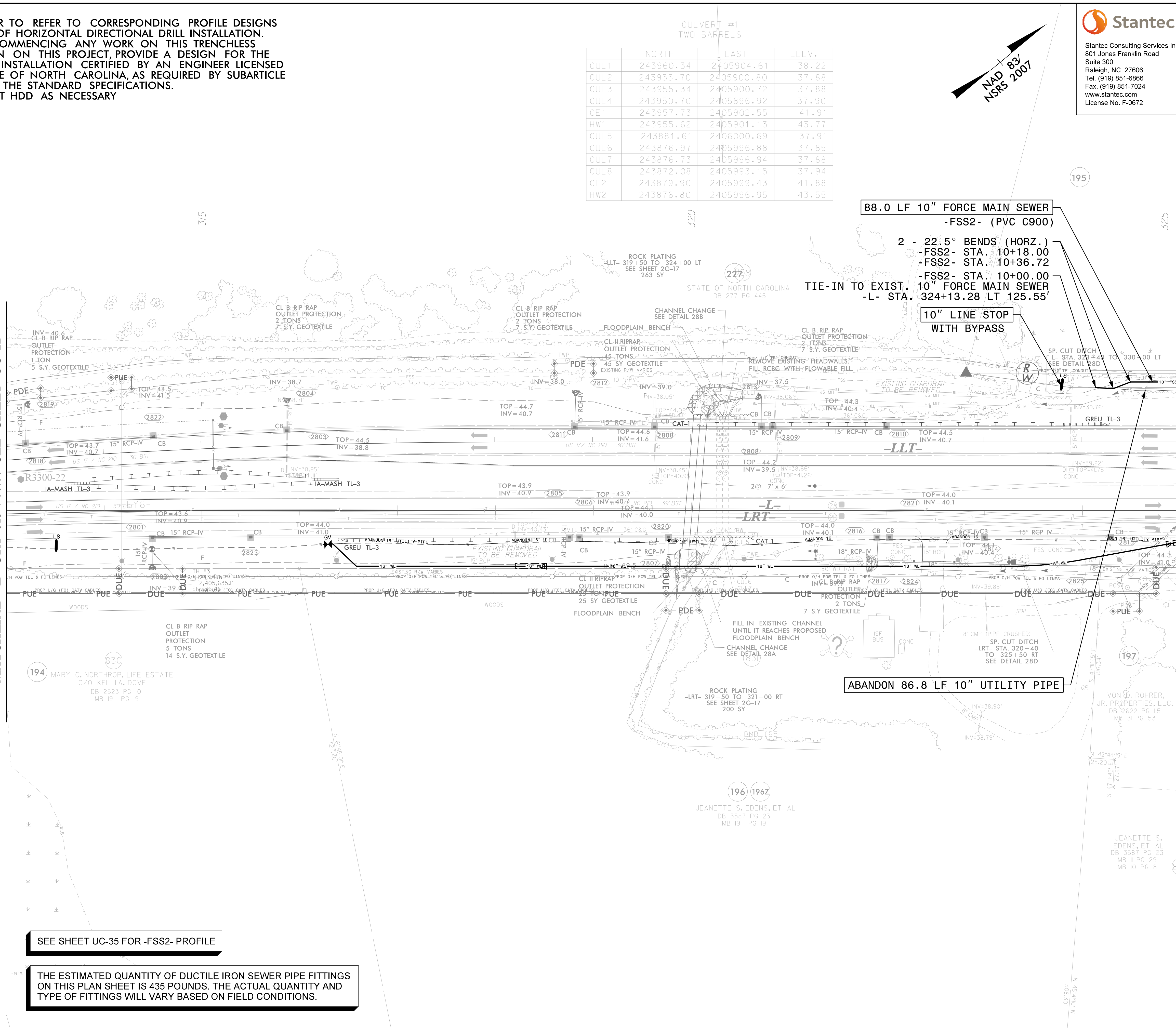
DOCUMENT NOT CONSIDERED FINAL
UNLESS ALL SIGNATURES COMPLETED

STV 100 Years STV Engineers, Inc.
300 West Trade St., Suite 715
Charlotte, NC 28202
NC License Number F-0991

GRAPHIC SCALE
50 25 0 50 100
PLANS

MATCHLINE -L- STA 313 + 00.00 SEE SHEET UC-22

MATCHLINE -L- STA 325 + 00.00 SEE SHEET UC-24



88.0 LF 10" FORCE MAIN SEWER
-FSS2- (PVC C900)

2 - 22.5° BENDS (HORZ.)
-FSS2- STA. 10+18.00
-FSS2- STA. 10+36.72
-FSS2- STA. 10+00.00
-L- STA. 324+13.28 LT 125.55'

10" LINE STOP
WITH BYPASS

ABANDON 86.8 LF 10" UTILITY PIPE

SEE SHEET UC-35 FOR -FSS2- PROFILE

THE ESTIMATED QUANTITY OF DUCTILE IRON SEWER PIPE FITTINGS ON THIS PLAN SHEET IS 435 POUNDS. THE ACTUAL QUANTITY AND TYPE OF FITTINGS WILL VARY BASED ON FIELD CONDITIONS.


11/22/2021
R:\Utilities\Engineering\UC\Proj\SH\TR-3300B-ut_UC23_psh.dgn
Murner

5/14/99

- NOTES:
- CONTRACTOR TO REFER TO CORRESPONDING PROFILE DESIGNS FOR LIMITS OF HORIZONTAL DIRECTIONAL DRILL INSTALLATION.
 - PRIOR TO COMMENCING ANY WORK ON THIS TRENCHLESS INSTALLATION ON THIS PROJECT, PROVIDE A DESIGN FOR THE TRENCHLESS INSTALLATION CERTIFIED BY AN ENGINEER LICENSED BY THE STATE OF NORTH CAROLINA, AS REQUIRED BY SUBARTICLE 1550-3(B) OF THE STANDARD SPECIFICATIONS.
 - FIELD ADJUST HDD AS NECESSARY

Stantec
 Stantec Consulting Services Inc.
 801 Jones Franklin Road
 Suite 300
 Raleigh, NC 27606
 Tel. (919) 851-6866
 Fax. (919) 851-7024
 www.stantec.com
 License No. F-0672

PROJECT REFERENCE NO.	SHEET NO.
R-3300B	UC-24
DESIGNED BY: CTH	
DRAWN BY: CTH	
CHECKED BY: ASV	
APPROVED BY:	
REVISED:	NORTH CAROLINA DEPARTMENT OF TRANSPORTATION 11/22/2021 UTILITY CONSTRUCTION PLANS ONLY
UTILITIES ENGINEERING SEC. PHONE: (919) 707-6690 FAX: (919) 250-4151	



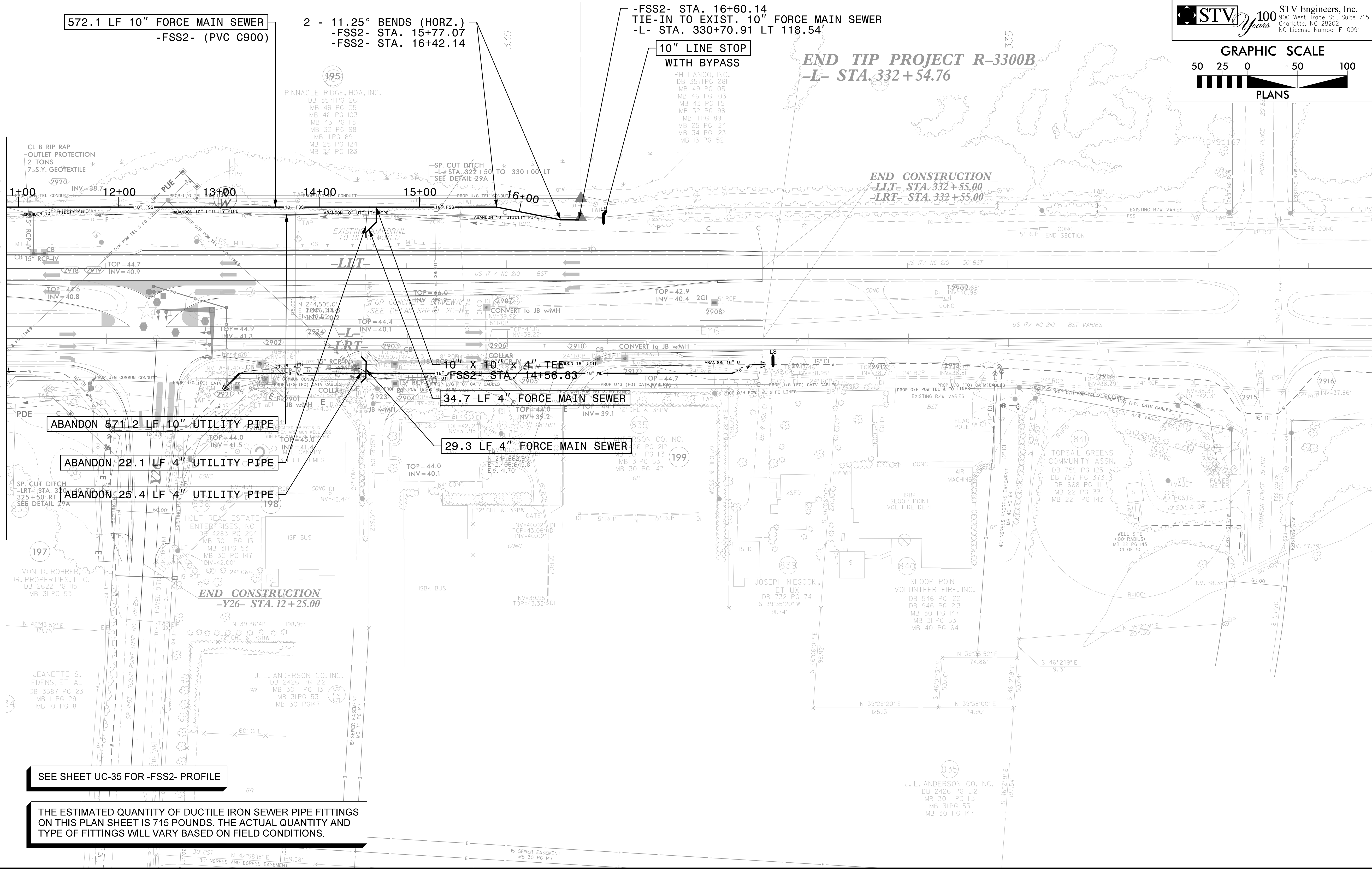
UTILITY CONSTRUCTION

DOCUMENT NOT CONSIDERED FINAL UNLESS ALL SIGNATURES COMPLETED

STV Engineers, Inc.
 300 West Trade St., Suite 715
 Charlotte, NC 28202
 NC License Number F-0991

GRAPHIC SCALE
 50 25 0 50 100
 PLANS

MATCHLINE -L- STA 325+00.00 SEE SHEET UC-23



572.1 LF 10" FORCE MAIN SEWER
 -FSS2- (PVC C900)

2 - 11.25° BENDS (HORIZ.)
 -FSS2- STA. 15+77.07
 -FSS2- STA. 16+42.14

10" LINE STOP
 WITH BYPASS

END TIP PROJECT R-3300B
 -L- STA. 332+54.76

END CONSTRUCTION
 -LLT- STA. 332+55.00
 -LRT- STA. 332+55.00

10" X 10" X 4" TEE
 -FSS2- STA. 14+56.83
 34.7 LF 4" FORCE MAIN SEWER

ABANDON 571.2 LF 10" UTILITY PIPE

ABANDON 22.1 LF 4" UTILITY PIPE

ABANDON 25.4 LF 4" UTILITY PIPE

29.3 LF 4" FORCE MAIN SEWER

END CONSTRUCTION
 -Y26- STA. 12+25.00

SEE SHEET UC-35 FOR -FSS2- PROFILE

THE ESTIMATED QUANTITY OF DUCTILE IRON SEWER PIPE FITTINGS ON THIS PLAN SHEET IS 715 POUNDS. THE ACTUAL QUANTITY AND TYPE OF FITTINGS WILL VARY BASED ON FIELD CONDITIONS.

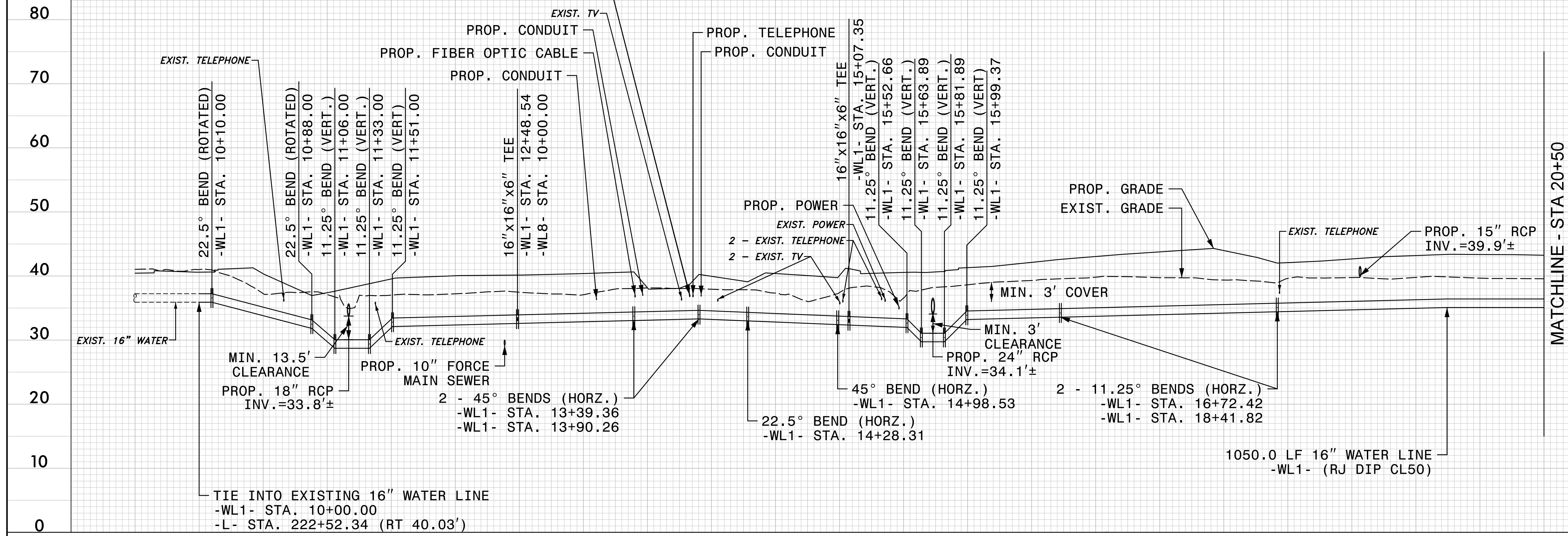
11/22/2021
 R:\Utilities\Engineering\UC\Proj\SH\N-R-3300B-ut_UC24_psh.dgn
 Murners

5/28/99

SCALE: 1" = 50' HORIZONTAL
1" = 10' VERTICAL

NOTES:
1. LOCATION AND DEPTHS OF EXISTING UTILITIES ARE APPROXIMATE. CONTRACTOR TO FIELD VERIFY LOCATIONS AND DEPTHS PRIOR TO WATER LINE CONSTRUCTION.

PROP. 16" WATER LINE -WL1- US-17



SEE SHEETS UC-9 & UC-10 FOR -WL1- PLAN

PROJECT REFERENCE NO. R-3300B	SHEET NO. UC-25
DESIGNED BY: CTH	
DRAWN BY: CTH	
CHECKED BY: ASV	
APPROVED BY:	
REVISED:	
NORTH CAROLINA DEPARTMENT OF TRANSPORTATION	
UTILITIES ENGINEERING SEC. PHONE: (919) 707-6690 FAX: (919) 250-4151	
11/22/2021 UTILITY CONSTRUCTION PLANS ONLY	

UTILITY CONSTRUCTION

DOCUMENT NOT CONSIDERED FINAL UNLESS ALL SIGNATURES COMPLETED

STV Engineers, Inc.
900 West Trade St., Suite 715
Charlotte, NC 28202
NC License Number F-0991



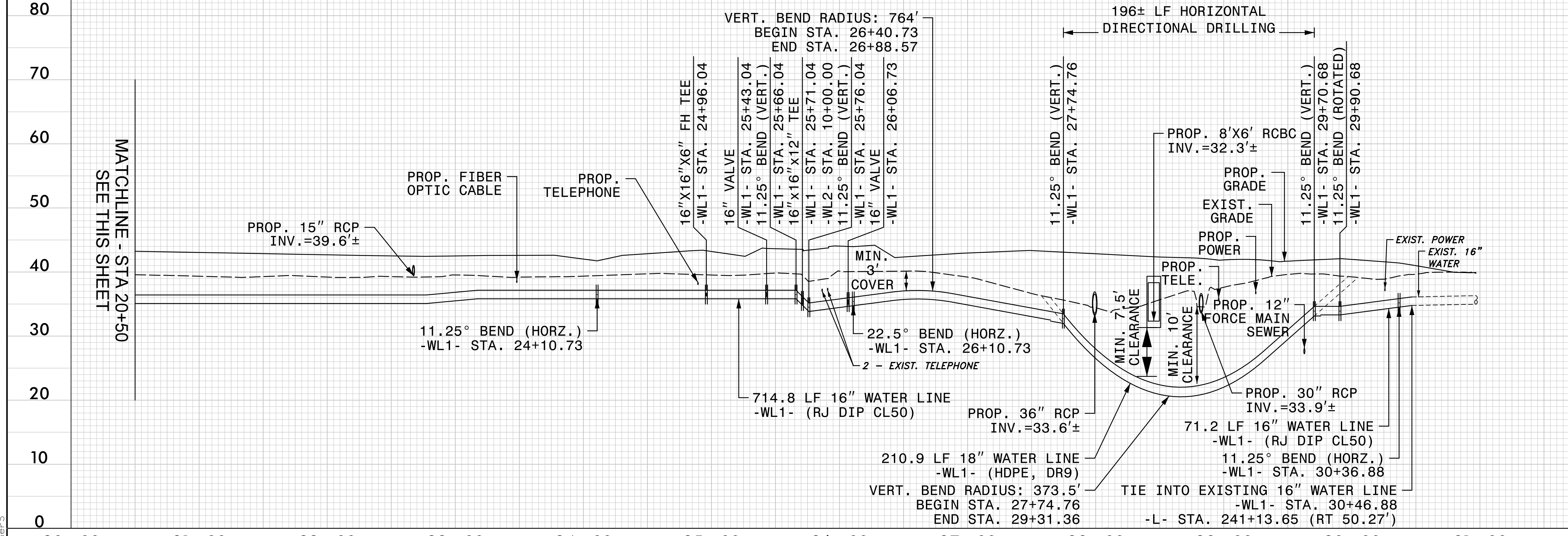
Stantec Consulting Services Inc.
801 Jones Franklin Road
Suite 300
Raleigh, NC 27606
Tel. (919) 851-6866
Fax. (919) 851-7024
www.stantec.com
License No. F-0672

11/22/2021
F:\Utilities\Engineering\UC\Proj\SHR\R-3300B.ut_UC25_psh.dgn
Murner-S

SCALE: 1" = 50' HORIZONTAL
1" = 10' VERTICAL

NOTES:
1. LOCATION AND DEPTHS OF EXISTING UTILITIES ARE APPROXIMATE. CONTRACTOR TO FIELD VERIFY LOCATIONS AND DEPTHS PRIOR TO WATER LINE CONSTRUCTION.

PROP. 16" WATER LINE -WL1- US-17



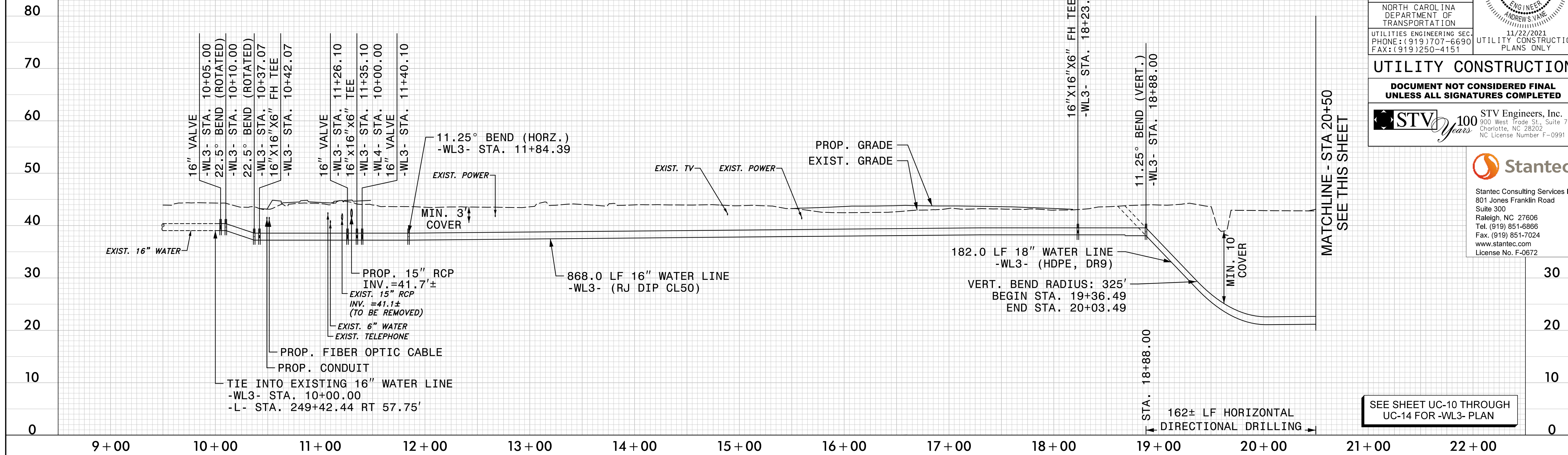
SEE SHEETS UC-9 & UC-10 FOR -WL1- PLAN

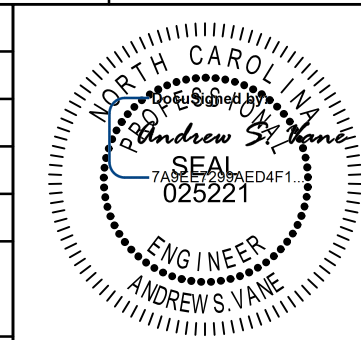
5/28/99

SCALE: 1" = 50' HORIZONTAL
1" = 10' VERTICAL

NOTES:
1. LOCATION AND DEPTHS OF EXISTING UTILITIES ARE APPROXIMATE. CONTRACTOR TO FIELD VERIFY LOCATIONS AND DEPTHS PRIOR TO WATER LINE CONSTRUCTION.

PROP. 16" WATER LINE -WL3- US-17



PROJECT REFERENCE NO.	SHEET NO.
R-3300B	UC-26
DESIGNED BY: CTH	
DRAWN BY: CTH	
CHECKED BY: ASV	
APPROVED BY:	
REVISER:	11/22/2021
NORTH CAROLINA DEPARTMENT OF TRANSPORTATION	UTILITY CONSTRUCTION PLANS ONLY
UTILITIES ENGINEERING SEC. PHONE: (919) 707-6690 FAX: (919) 250-4151	

UTILITY CONSTRUCTION
DOCUMENT NOT CONSIDERED FINAL UNLESS ALL SIGNATURES COMPLETED

STV 100 Years STV Engineers, Inc.
900 West Trade St., Suite 715
Charlotte, NC 28202
NC License Number F-0991



Stantec Consulting Services Inc.
801 Jones Franklin Road
Suite 300
Raleigh, NC 27606
Tel. (919) 851-6866
Fax. (919) 851-7024
www.stantec.com
License No. F-0672

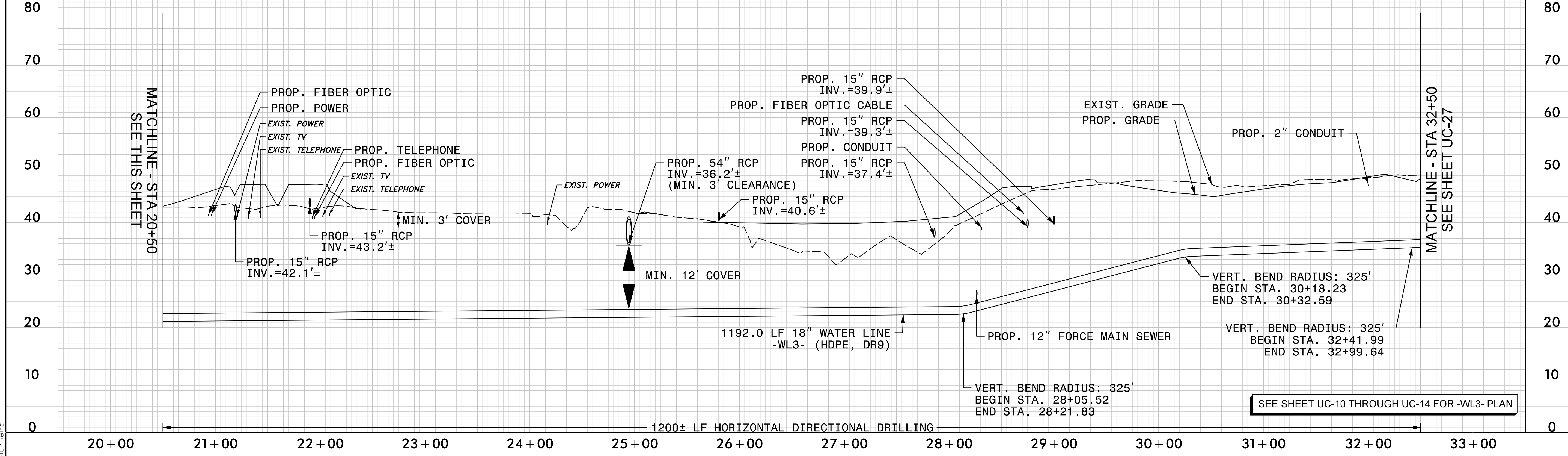
SEE SHEET UC-10 THROUGH UC-14 FOR -WL3- PLAN

MATCHLINE - STA 20+50
SEE THIS SHEET

SCALE: 1" = 50' HORIZONTAL
1" = 10' VERTICAL

NOTES:
1. LOCATION AND DEPTHS OF EXISTING UTILITIES ARE APPROXIMATE. CONTRACTOR TO FIELD VERIFY LOCATIONS AND DEPTHS PRIOR TO WATER LINE CONSTRUCTION.

PROP. 16" WATER LINE -WL3- US-17



SEE SHEET UC-10 THROUGH UC-14 FOR -WL3- PLAN

MATCHLINE - STA 20+50
SEE THIS SHEET

MATCHLINE - STA 32+50
SEE SHEET UC-27

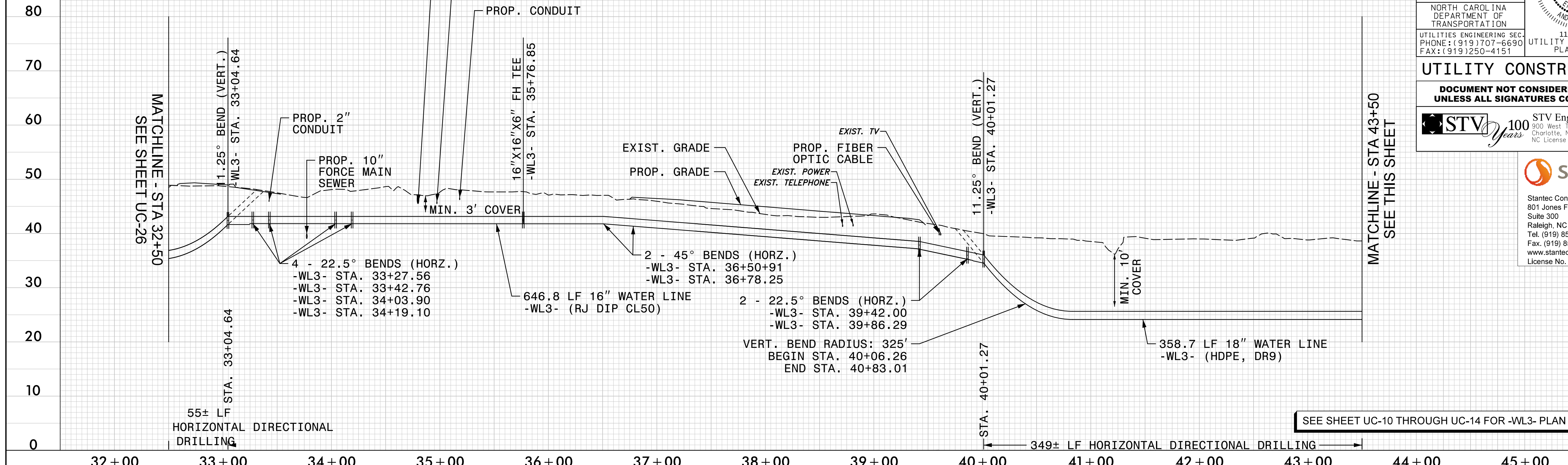
11/22/2021
F:\Utilities\Engineering\UC\Proj\SH\N\R-3300B.ut_UC26_psh.dgn
Murner-S

5/28/99

SCALE: 1" = 50' HORIZONTAL
1" = 10' VERTICAL

NOTES:
1. LOCATION AND DEPTHS OF EXISTING UTILITIES ARE APPROXIMATE. CONTRACTOR TO FIELD VERIFY LOCATIONS AND DEPTHS PRIOR TO WATER LINE CONSTRUCTION.

PROP. 16" WATER LINE -WL3- US-17



PROJECT REFERENCE NO. R-3300B	SHEET NO. UC-27
DESIGNED BY: CTH	
DRAWN BY: CTH	
CHECKED BY: ASV	
APPROVED BY:	
REVISED:	NORTH CAROLINA DEPARTMENT OF TRANSPORTATION UTILITIES ENGINEERING SEC. PHONE: (919) 707-6690 FAX: (919) 250-4151 11/22/2021 UTILITY CONSTRUCTION PLANS ONLY

UTILITY CONSTRUCTION

DOCUMENT NOT CONSIDERED FINAL UNLESS ALL SIGNATURES COMPLETED

STV Engineers, Inc.
300 West Trade St., Suite 715
Charlotte, NC 28202
Tel. (919) 851-6866
Fax. (919) 851-7024
www.stv.com
License No. F-0991



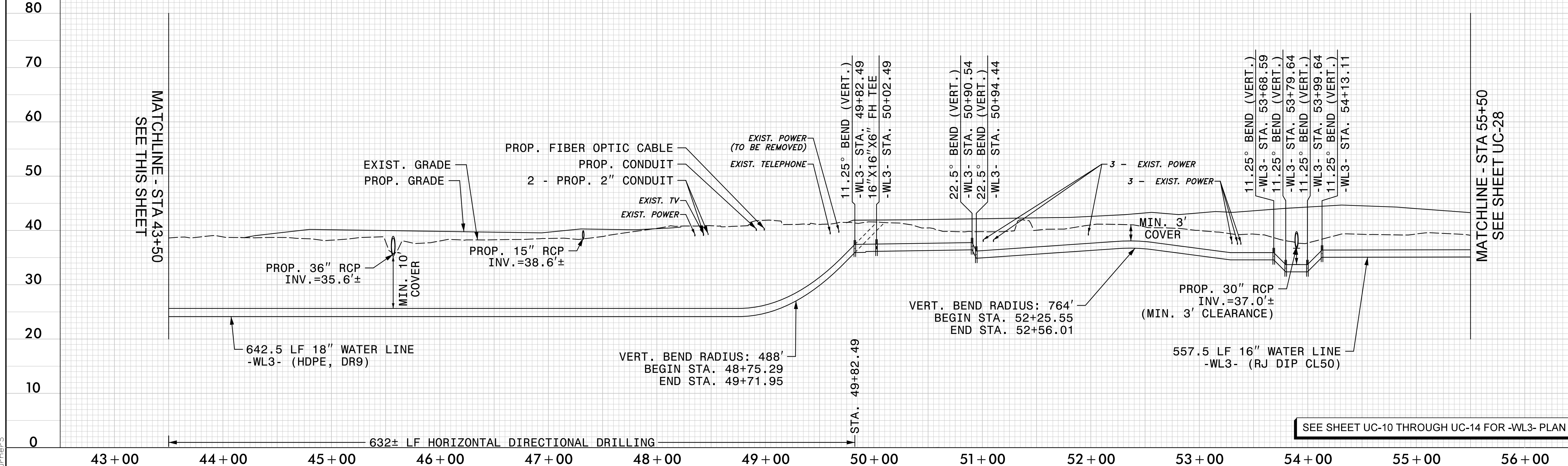
Stantec Consulting Services Inc.
801 Jones Franklin Road
Suite 300
Raleigh, NC 27606
Tel. (919) 851-6866
Fax. (919) 851-7024
www.stantec.com
License No. F-0672

SEE SHEET UC-10 THROUGH UC-14 FOR -WL3- PLAN

SCALE: 1" = 50' HORIZONTAL
1" = 10' VERTICAL

NOTES:
1. LOCATION AND DEPTHS OF EXISTING UTILITIES ARE APPROXIMATE. CONTRACTOR TO FIELD VERIFY LOCATIONS AND DEPTHS PRIOR TO WATER LINE CONSTRUCTION.

PROP. 16" WATER LINE -WL3- US-17



SEE SHEET UC-10 THROUGH UC-14 FOR -WL3- PLAN

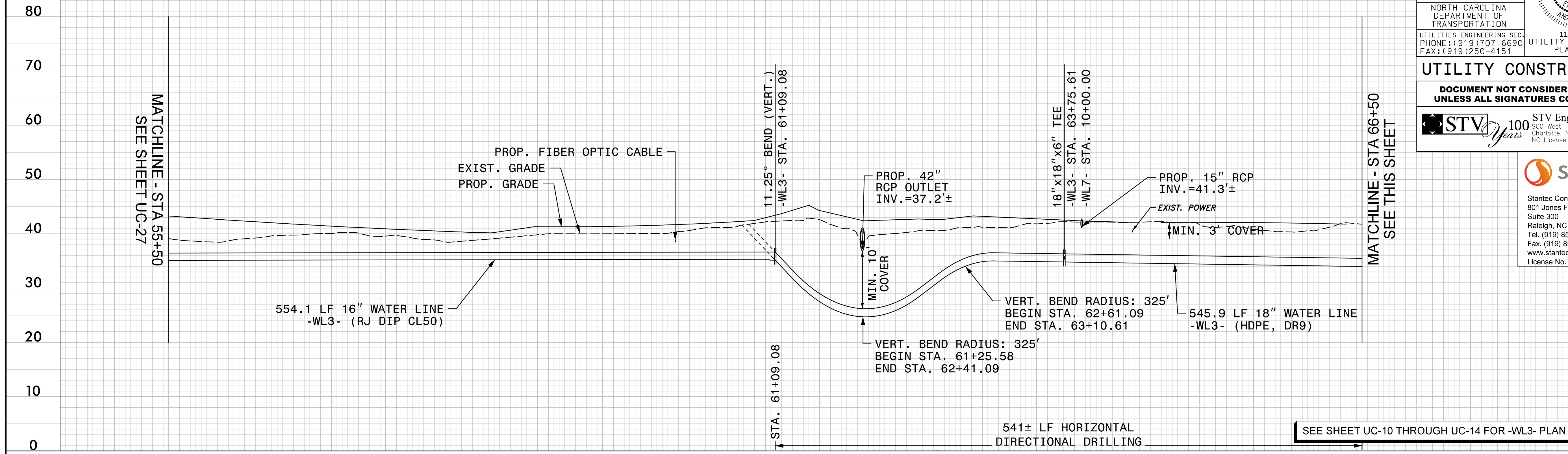
11/22/2021
F:\Utilities\Engineering\UC\Proj\SH\T\R-3300B-ut-UC27_psh.dgn
Murner-S

5/28/99

SCALE: 1" = 50' HORIZONTAL
1" = 10' VERTICAL

NOTES:
1. LOCATION AND DEPTHS OF EXISTING UTILITIES ARE APPROXIMATE. CONTRACTOR TO FIELD VERIFY LOCATIONS AND DEPTHS PRIOR TO WATER LINE CONSTRUCTION.

PROP. 16" WATER LINE -WL3- US-17



PROJECT REFERENCE NO.	SHEET NO.
R-3300B	UC-28
DESIGNED BY: CTH	
DRAWN BY: CTH	
CHECKED BY: ASV	
APPROVED BY:	
REVISED:	
NORTH CAROLINA DEPARTMENT OF TRANSPORTATION	
UTILITIES ENGINEERING SEC. PHONE: (919) 707-6690 FAX: (919) 250-4151	11/22/2021 UTILITY CONSTRUCTION PLANS ONLY

UTILITY CONSTRUCTION

DOCUMENT NOT CONSIDERED FINAL UNLESS ALL SIGNATURES COMPLETED

STV 100 Years STV Engineers, Inc. 300 West Trade St., Suite 715 Charlotte, NC 28202 NC License Number F-0991

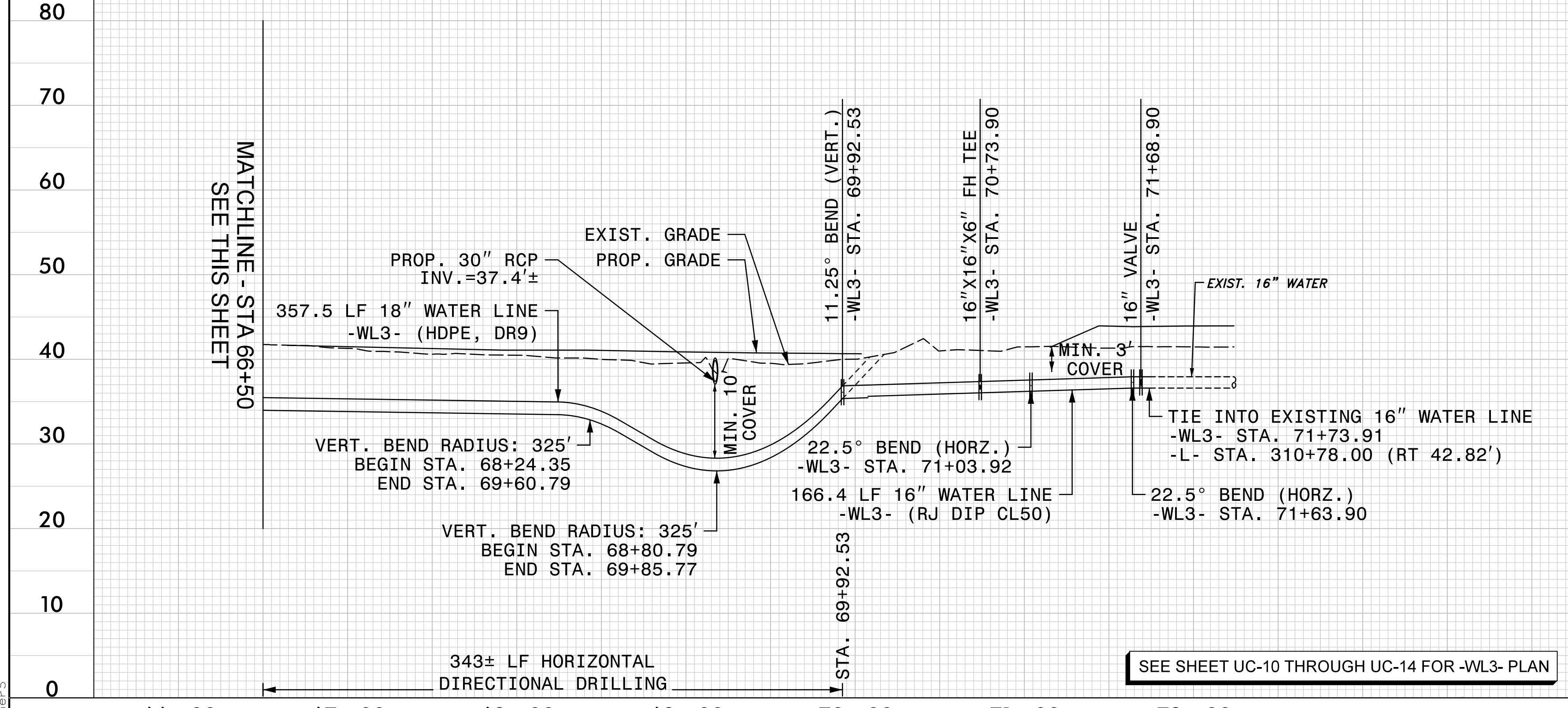


Stantec Consulting Services Inc. 801 Jones Franklin Road Suite 300 Raleigh, NC 27606 Tel. (919) 851-6866 Fax. (919) 851-7024 www.stantec.com License No. F-0672

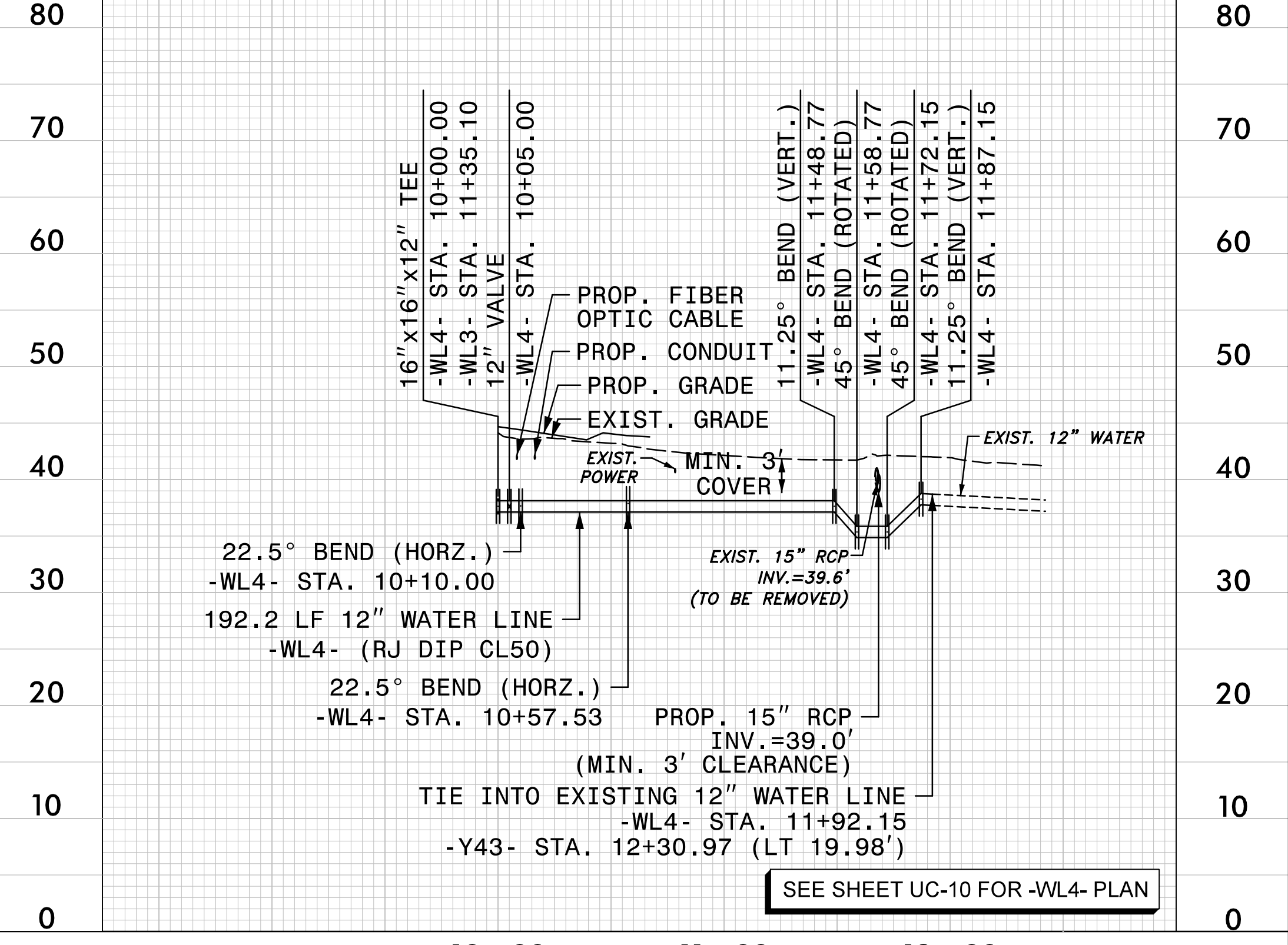
SCALE: 1" = 50' HORIZONTAL
1" = 10' VERTICAL

NOTES:
1. LOCATION AND DEPTHS OF EXISTING UTILITIES ARE APPROXIMATE. CONTRACTOR TO FIELD VERIFY LOCATIONS AND DEPTHS PRIOR TO WATER LINE CONSTRUCTION.

PROP. 16" WATER LINE -WL3- US-17



PROP. 6" WATER LINE -WL4- TRANSFER STATION ROAD



11/22/2021
F:\Utilities\Engineering\UC\Proj\SH\T\R-3300B-ut_UC28_psh.dgn
Murner-S

SEE SHEET UC-10 THROUGH UC-14 FOR -WL3- PLAN

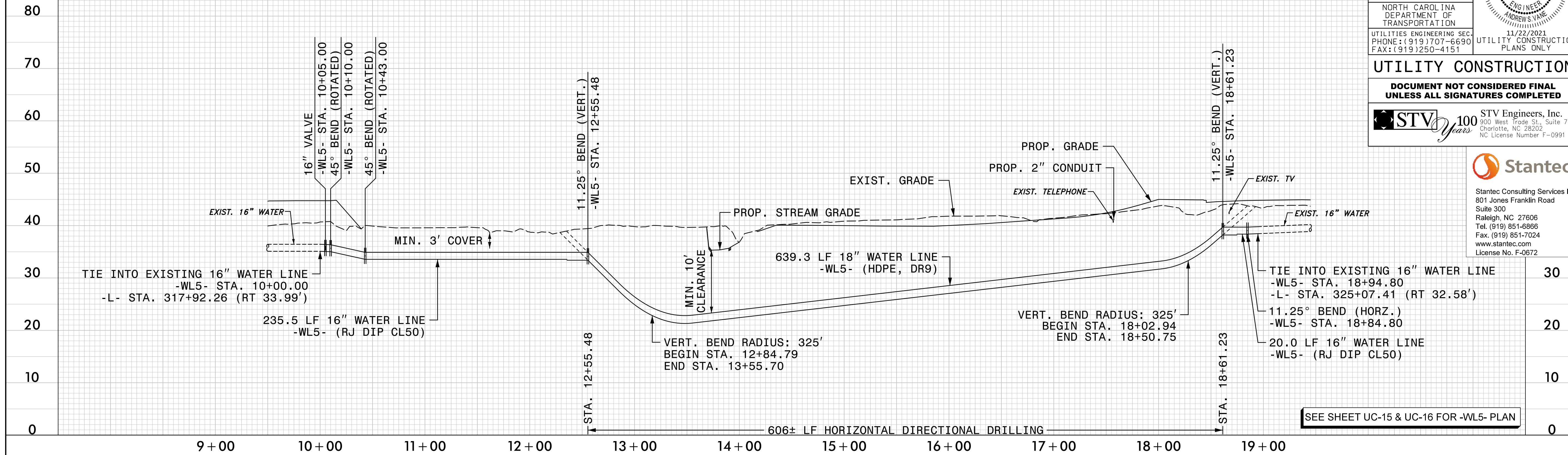
SEE SHEET UC-10 FOR -WL4- PLAN

5/28/99


SCALE: 1" = 50' HORIZONTAL
1" = 10' VERTICAL

NOTES:
1. LOCATION AND DEPTHS OF EXISTING UTILITIES ARE APPROXIMATE. CONTRACTOR TO FIELD VERIFY LOCATIONS AND DEPTHS PRIOR TO WATER LINE CONSTRUCTION.

PROP. 16" WATER LINE -WL5- US-17



SEE SHEET UC-15 & UC-16 FOR -WL5- PLAN

PROJECT REFERENCE NO. R-3300B	SHEET NO. UC-29
DESIGNED BY: CTH	
DRAWN BY: CTH	
CHECKED BY: ASV	
APPROVED BY:	
REVISER:	NORTH CAROLINA DEPARTMENT OF TRANSPORTATION 11/22/2021 UTILITY CONSTRUCTION PLANS ONLY
UTILITIES ENGINEERING SEC. PHONE: (919) 707-6690 FAX: (919) 250-4151	

UTILITY CONSTRUCTION
DOCUMENT NOT CONSIDERED FINAL
UNLESS ALL SIGNATURES COMPLETED



STV Engineers, Inc.
300 West Trade St., Suite 715
Charlotte, NC 28202
NC License Number F-0991

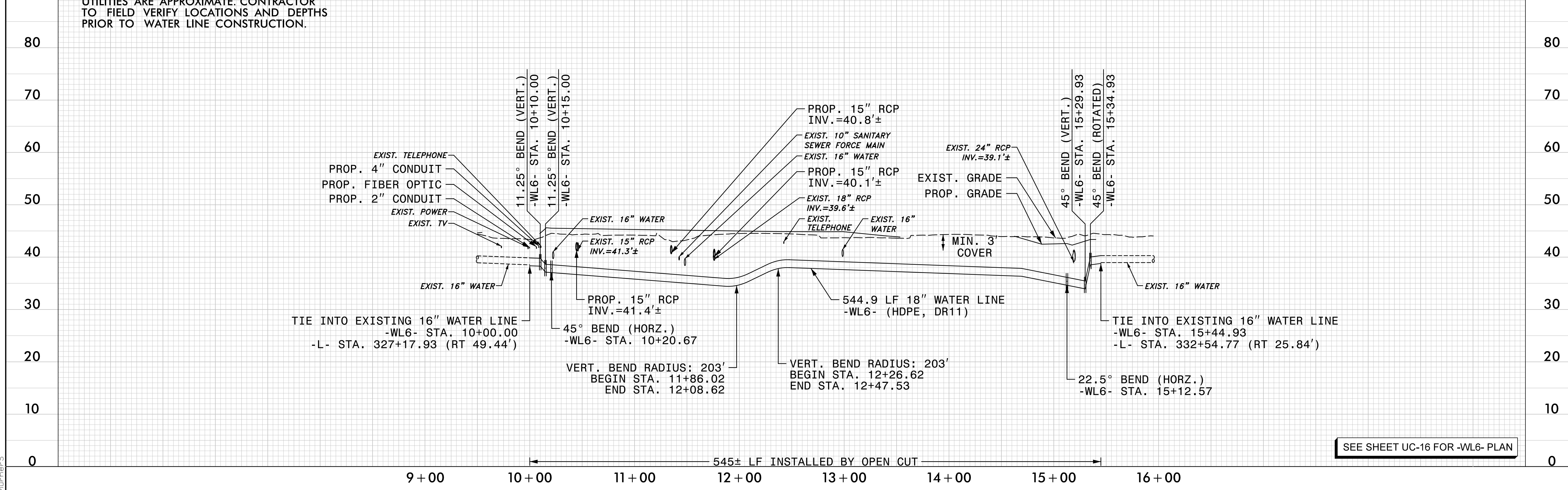


Stantec Consulting Services Inc.
801 Jones Franklin Road
Suite 300
Raleigh, NC 27606
Tel. (919) 851-6866
Fax. (919) 851-7024
www.stantec.com
License No. F-0672

SCALE: 1" = 50' HORIZONTAL
1" = 10' VERTICAL

NOTES:
1. LOCATION AND DEPTHS OF EXISTING UTILITIES ARE APPROXIMATE. CONTRACTOR TO FIELD VERIFY LOCATIONS AND DEPTHS PRIOR TO WATER LINE CONSTRUCTION.

PROP. 16" WATER LINE -WL6- US-17



SEE SHEET UC-16 FOR -WL6- PLAN

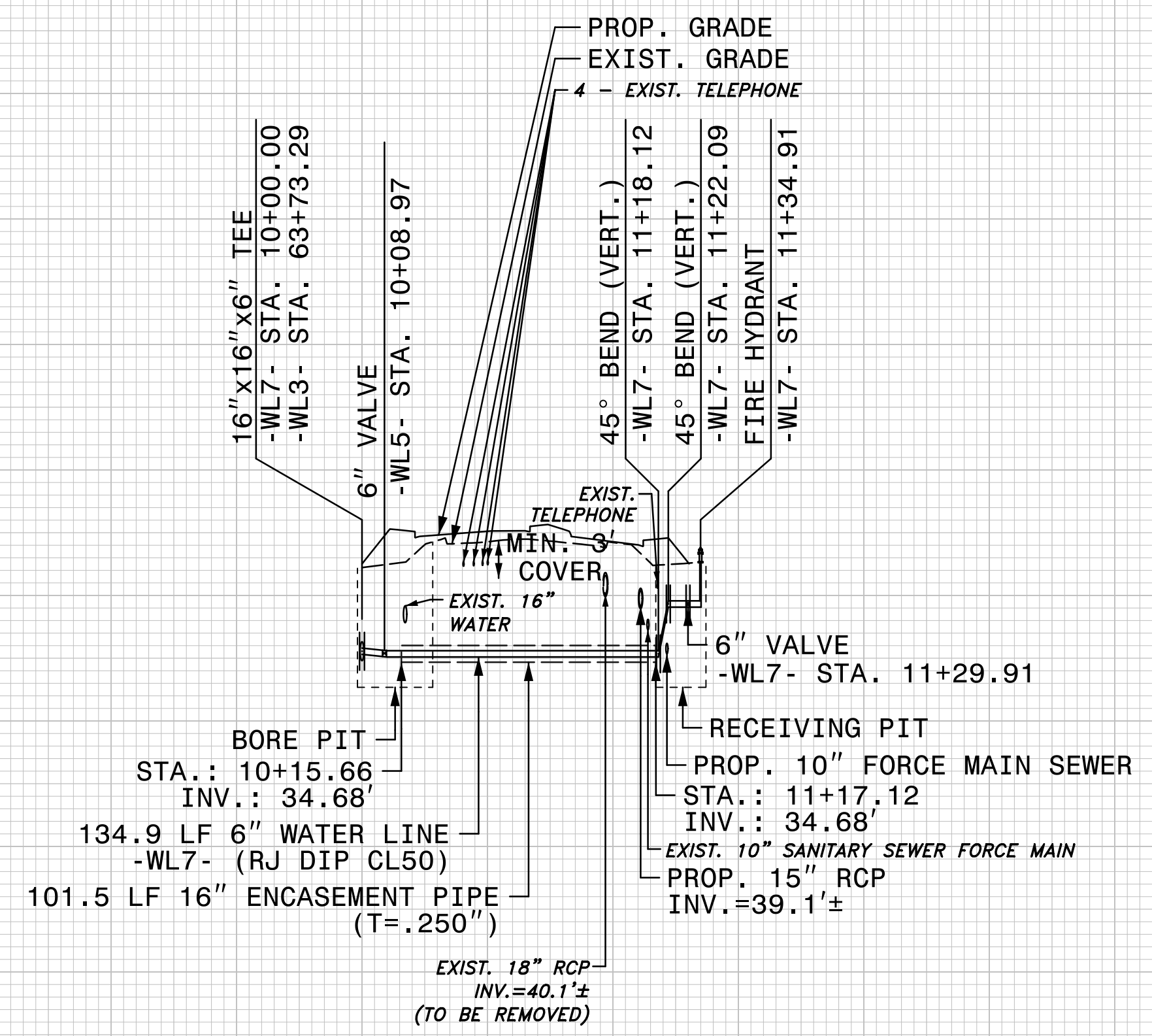
11/22/2021
F:\Utilities\Engineering\UC\Proj\SH\N\R-3300B.ut_UC29_psh.dgn
Murner-S

5/28/99

SCALE: 1" = 50' HORIZONTAL
1" = 10' VERTICAL

- NOTES:
1. LOCATION AND DEPTHS OF EXISTING UTILITIES ARE APPROXIMATE. CONTRACTOR TO FIELD VERIFY LOCATIONS AND DEPTHS PRIOR TO WATER LINE CONSTRUCTION.
 2. STAGE BORED CROSSING WITH ABANDONMENT OF EXISTING UTILITIES AND INSTALLATION OF NEW FORCE MAIN

PROP. 6" WATER LINE -WL7- US-17



PROJECT REFERENCE NO.	SHEET NO.
R-3300B	UC-30
DESIGNED BY: CTH	
DRAWN BY: CTH	
CHECKED BY: ASV	
APPROVED BY:	
REVISED:	
NORTH CAROLINA DEPARTMENT OF TRANSPORTATION	
UTILITIES ENGINEERING SEC. PHONE: (919) 707-6690 FAX: (919) 250-4151	
11/22/2021 UTILITY CONSTRUCTION PLANS ONLY	

UTILITY CONSTRUCTION

DOCUMENT NOT CONSIDERED FINAL UNLESS ALL SIGNATURES COMPLETED

STV Engineers, Inc.
300 West Trade St., Suite 715
Charlotte, NC 28202
NC License Number F-0991



Stantec Consulting Services Inc.
801 Jones Franklin Road
Suite 300
Raleigh, NC 27606
Tel. (919) 851-8866
Fax. (919) 851-7024
www.stantec.com
License No. F-0672

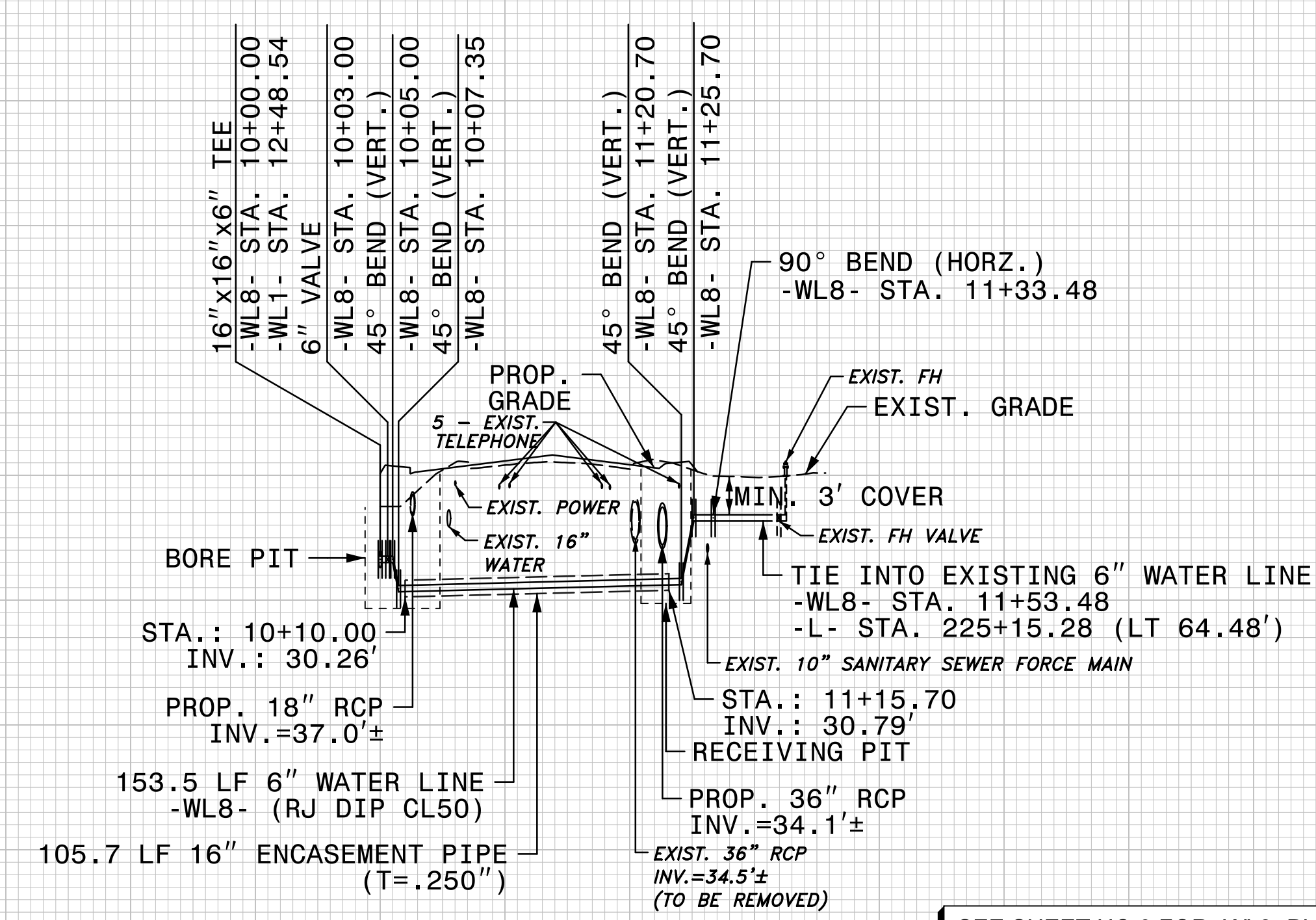
SEE SHEET UC-14 FOR -WL7- PLAN

9+00 10+00 11+00 12+00

SCALE: 1" = 50' HORIZONTAL
1" = 10' VERTICAL

- NOTES:
1. LOCATION AND DEPTHS OF EXISTING UTILITIES ARE APPROXIMATE. CONTRACTOR TO FIELD VERIFY LOCATIONS AND DEPTHS PRIOR TO WATER LINE CONSTRUCTION.

PROP. 6" WATER LINE -WL8- US-17



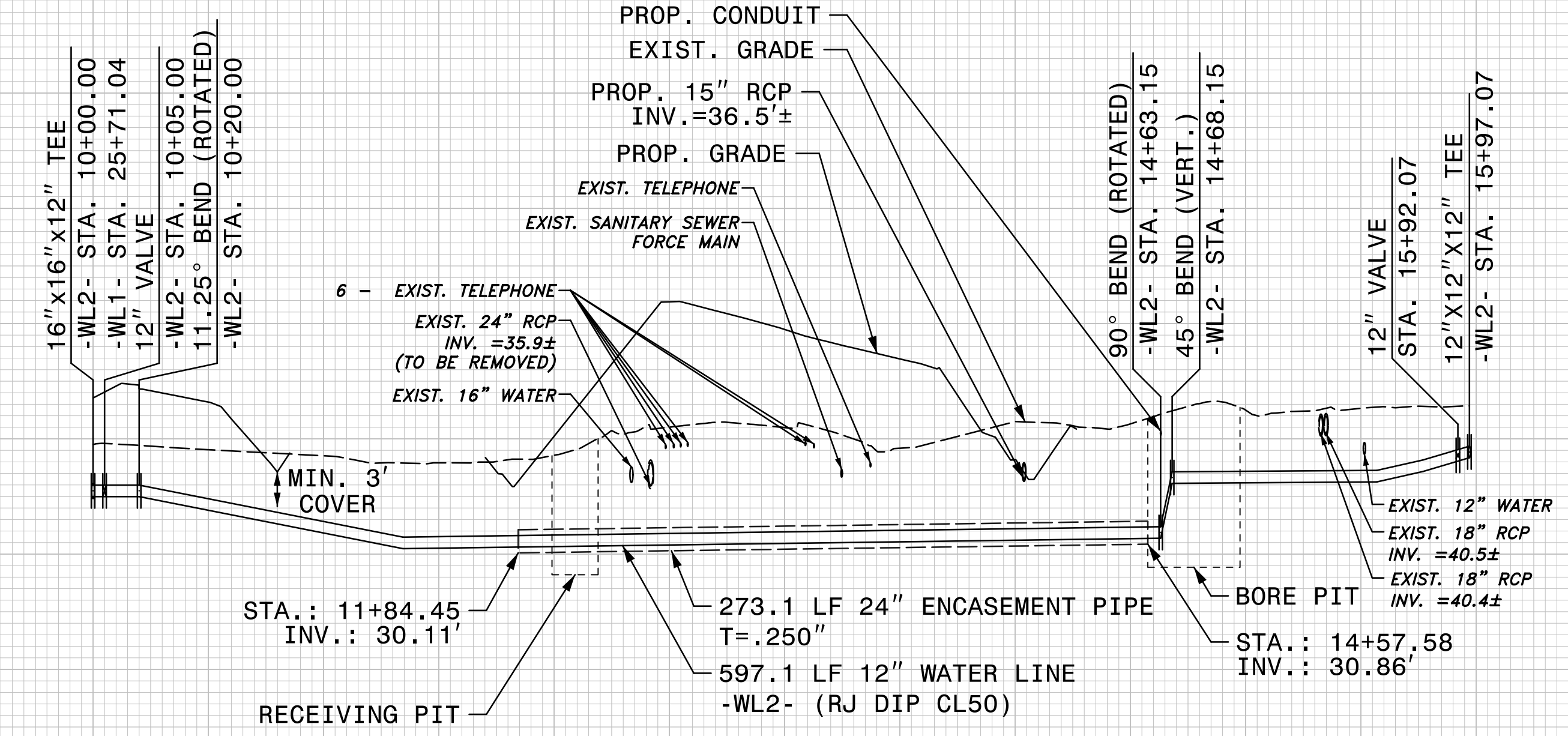
SEE SHEET UC-9 FOR -WL8- PLAN

9+00 10+00 11+00 12+00

SCALE: 1" = 50' HORIZONTAL
1" = 10' VERTICAL

- NOTES:
1. LOCATION AND DEPTHS OF EXISTING UTILITIES ARE APPROXIMATE. CONTRACTOR TO FIELD VERIFY LOCATIONS AND DEPTHS PRIOR TO WATER LINE CONSTRUCTION.

PROP. 12" WATER LINE -WL2- US-17



SEE SHEETS UC-9 & UC-10 FOR -WL2- PLAN

10+00 11+00 12+00 13+00 14+00 15+00 16+00

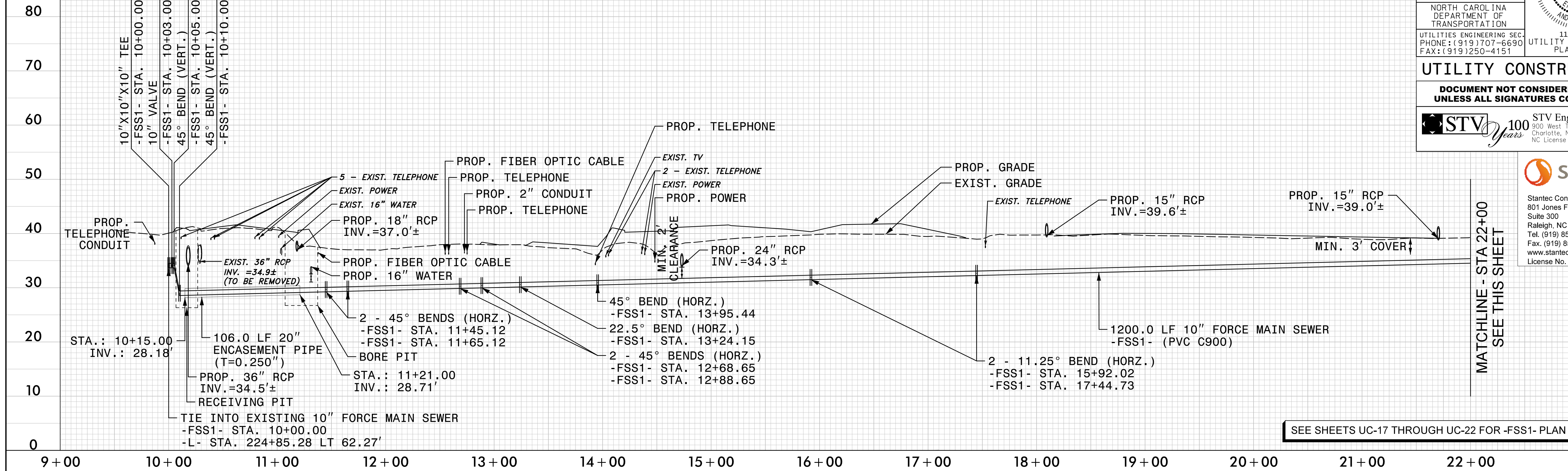
11/22/2021
F:\Utilities\Engineering\UC\Proj\SH\TR-3300B.ut\UC30_psh.dgn
Murner-S

5/28/99

SCALE: 1" = 50' HORIZONTAL
1" = 10' VERTICAL

PROP. 10" FORCE MAIN SEWER -FSS1- US-17

NOTES:
1. LOCATION AND DEPTHS OF EXISTING UTILITIES ARE APPROXIMATE. CONTRACTOR TO FIELD VERIFY LOCATIONS AND DEPTHS PRIOR TO WATER LINE CONSTRUCTION.



PROJECT REFERENCE NO.	SHEET NO.
R-3300B	UC-31
DESIGNED BY: CTH	
DRAWN BY: CTH	
CHECKED BY: ASV	
APPROVED BY:	
REVISED:	
NORTH CAROLINA DEPARTMENT OF TRANSPORTATION	
UTILITIES ENGINEERING SEC. PHONE: (919) 707-6690 FAX: (919) 250-4151	11/22/2021 UTILITY CONSTRUCTION PLANS ONLY

UTILITY CONSTRUCTION

DOCUMENT NOT CONSIDERED FINAL UNLESS ALL SIGNATURES COMPLETED

STV Engineers, Inc.
900 West Trade St., Suite 715
Charlotte, NC 28202
NC License Number F-0991



Stantec Consulting Services Inc.
801 Jones Franklin Road
Suite 300
Raleigh, NC 27606
Tel. (919) 851-6866
Fax. (919) 851-7024
www.stantec.com
License No. F-0672

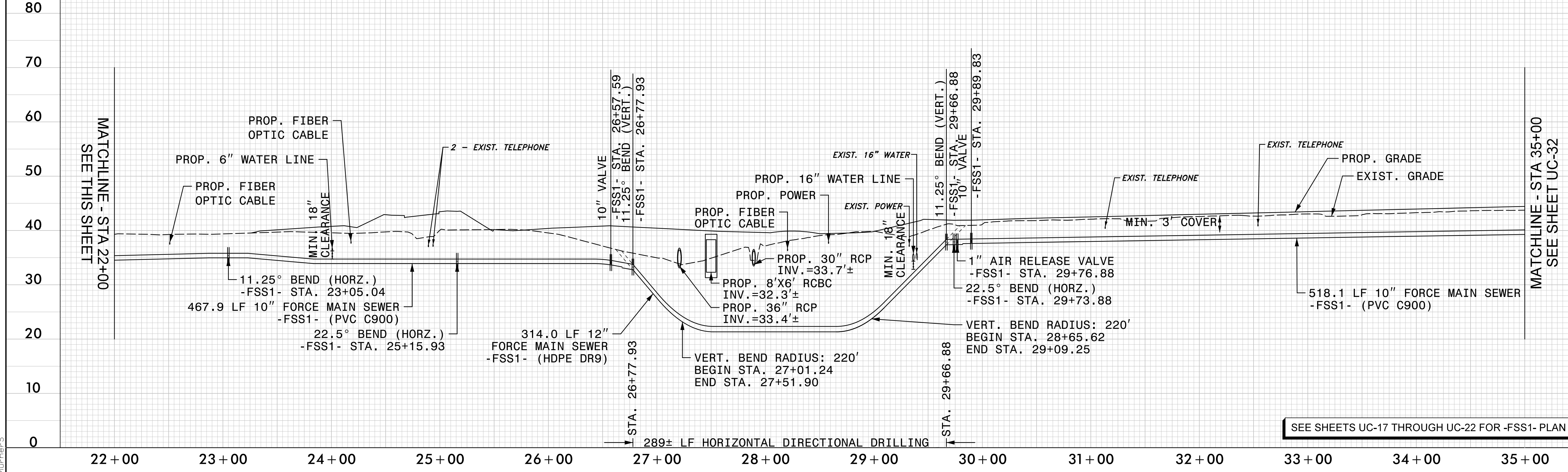
SEE SHEETS UC-17 THROUGH UC-22 FOR -FSS1- PLAN

MATCHLINE - STA 22+00
SEE THIS SHEET

SCALE: 1" = 50' HORIZONTAL
1" = 10' VERTICAL

PROP. 10" FORCE MAIN SEWER -FSS1- US-17

NOTES:
1. LOCATION AND DEPTHS OF EXISTING UTILITIES ARE APPROXIMATE. CONTRACTOR TO FIELD VERIFY LOCATIONS AND DEPTHS PRIOR TO WATER LINE CONSTRUCTION.



SEE SHEETS UC-17 THROUGH UC-22 FOR -FSS1- PLAN

MATCHLINE - STA 22+00
SEE THIS SHEET

MATCHLINE - STA 35+00
SEE SHEET UC-32

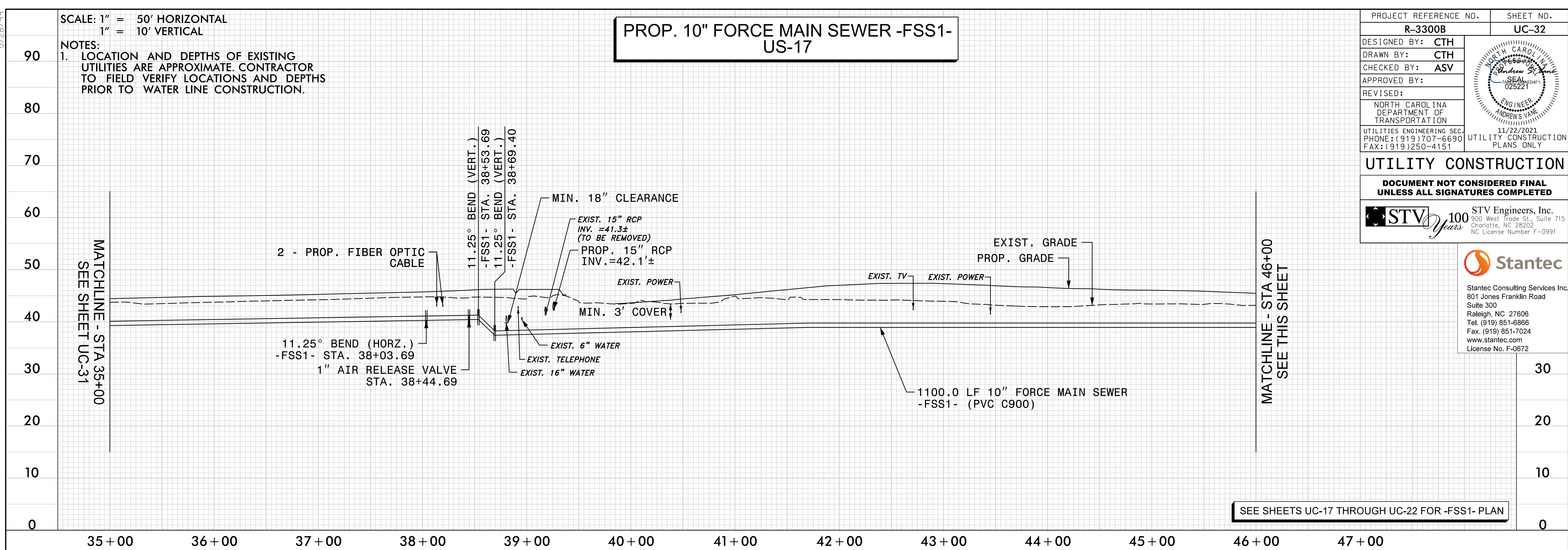
11/22/2021
F:\Utilities\Engineering\UC\Proj\SH\T\R-3300B.ut_UC31.psh.dgn
Murner-S

5/28/99

SCALE: 1" = 50' HORIZONTAL
1" = 10' VERTICAL

NOTES:
1. LOCATION AND DEPTHS OF EXISTING UTILITIES ARE APPROXIMATE. CONTRACTOR TO FIELD VERIFY LOCATIONS AND DEPTHS PRIOR TO WATER LINE CONSTRUCTION.

PROP. 10" FORCE MAIN SEWER -FSS1- US-17



PROJECT REFERENCE NO.	SHEET NO.
R-3300B	UC-32
DESIGNED BY: CTH	
DRAWN BY: CTH	
CHECKED BY: ASV	
APPROVED BY:	
REVISED:	
NORTH CAROLINA DEPARTMENT OF TRANSPORTATION	
UTILITIES ENGINEERING SEC. PHONE: (919) 707-6690 FAX: (919) 250-4151	
11/22/2021 UTILITY CONSTRUCTION PLANS ONLY	

UTILITY CONSTRUCTION

DOCUMENT NOT CONSIDERED FINAL UNLESS ALL SIGNATURES COMPLETED

STV 100 Years
 STV Engineers, Inc.
 900 West Trade St., Suite 715
 Charlotte, NC 28202
 NC License Number F-0991

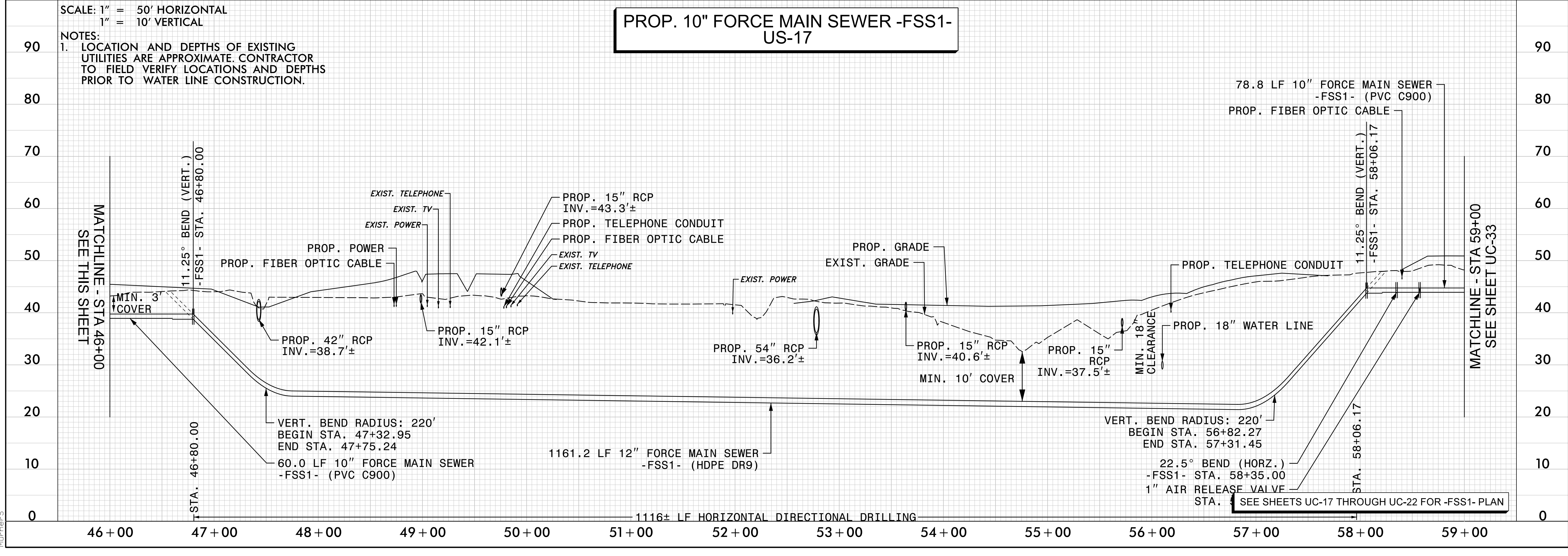


Stantec Consulting Services Inc.
 801 Jones Franklin Road
 Suite 300
 Raleigh, NC 27606
 Tel. (919) 851-6866
 Fax. (919) 851-7024
 www.stantec.com
 License No. F-0672

SCALE: 1" = 50' HORIZONTAL
1" = 10' VERTICAL

NOTES:
1. LOCATION AND DEPTHS OF EXISTING UTILITIES ARE APPROXIMATE. CONTRACTOR TO FIELD VERIFY LOCATIONS AND DEPTHS PRIOR TO WATER LINE CONSTRUCTION.

PROP. 10" FORCE MAIN SEWER -FSS1- US-17



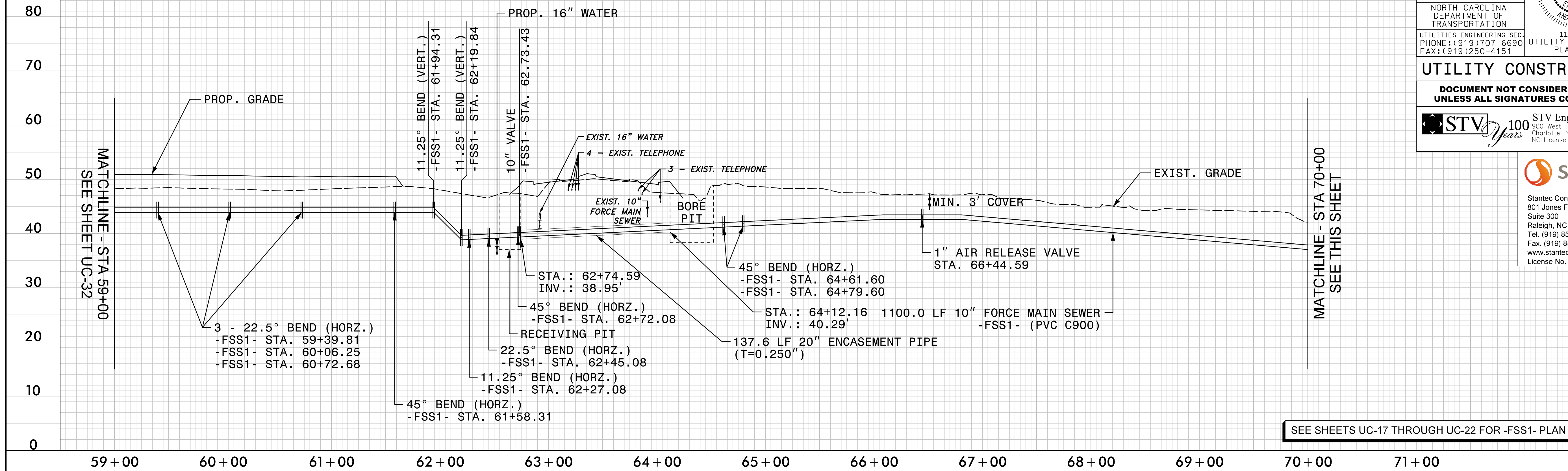
11/22/2021
F:\Utilities\Engineering\UC\Proj\SH\T\R-3300B.ut_UC32_psh.dgn
Murner-S

5/28/99

SCALE: 1" = 50' HORIZONTAL
1" = 10' VERTICAL

NOTES:
1. LOCATION AND DEPTHS OF EXISTING UTILITIES ARE APPROXIMATE. CONTRACTOR TO FIELD VERIFY LOCATIONS AND DEPTHS PRIOR TO WATER LINE CONSTRUCTION.

PROP. 10" FORCE MAIN SEWER -FSS1- US-17



SEE SHEETS UC-17 THROUGH UC-22 FOR -FSS1- PLAN

PROJECT REFERENCE NO.	SHEET NO.
R-3300B	UC-33
DESIGNED BY: CTH	
DRAWN BY: CTH	
CHECKED BY: ASV	
APPROVED BY:	
REVISED:	
NORTH CAROLINA DEPARTMENT OF TRANSPORTATION	
UTILITIES ENGINEERING SEC. PHONE: (919) 707-6690 FAX: (919) 250-4151	
11/22/2021 UTILITY CONSTRUCTION PLANS ONLY	

UTILITY CONSTRUCTION

DOCUMENT NOT CONSIDERED FINAL UNLESS ALL SIGNATURES COMPLETED

STV Engineers, Inc.
900 West Trade St., Suite 715
Charlotte, NC 28202
NC License Number F-0991

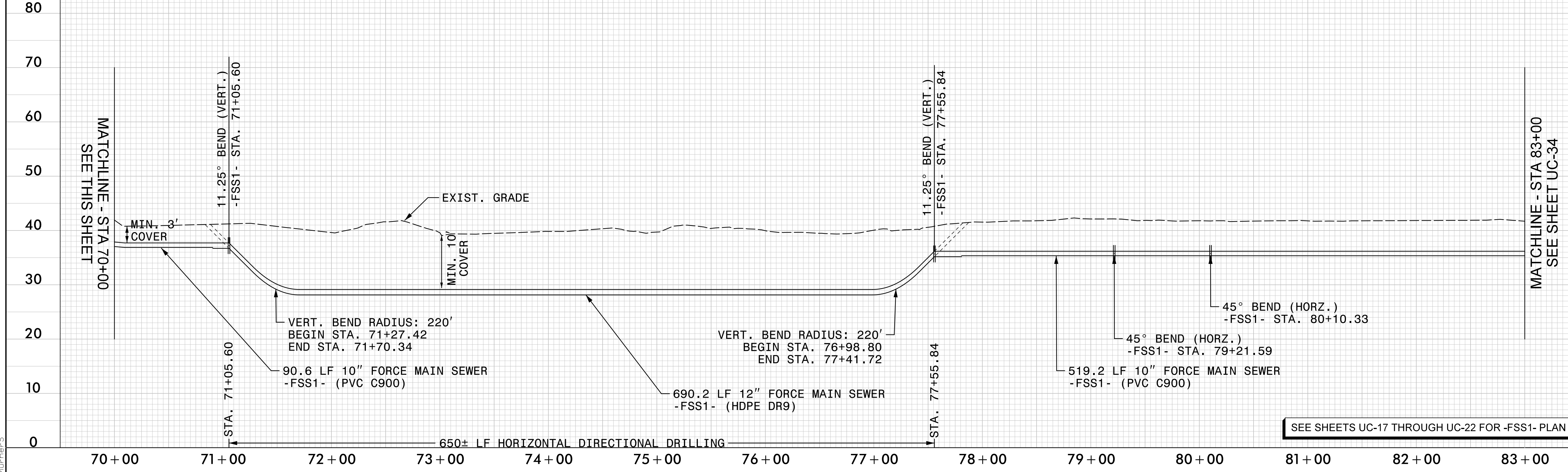
Stantec Consulting Services Inc.
801 Jones Franklin Road
Suite 300
Raleigh, NC 27606
Tel. (919) 851-6866
Fax. (919) 851-7024
www.stantec.com
License No. F-0672

11/22/2021
F:\Utilities\Engineering\UC\Proj\SH\T\R-3300B.ut_UC33_psh.dgn
Munier-S

SCALE: 1" = 50' HORIZONTAL
1" = 10' VERTICAL

NOTES:
1. LOCATION AND DEPTHS OF EXISTING UTILITIES ARE APPROXIMATE. CONTRACTOR TO FIELD VERIFY LOCATIONS AND DEPTHS PRIOR TO WATER LINE CONSTRUCTION.

PROP. 10" FORCE MAIN SEWER -FSS1- US-17



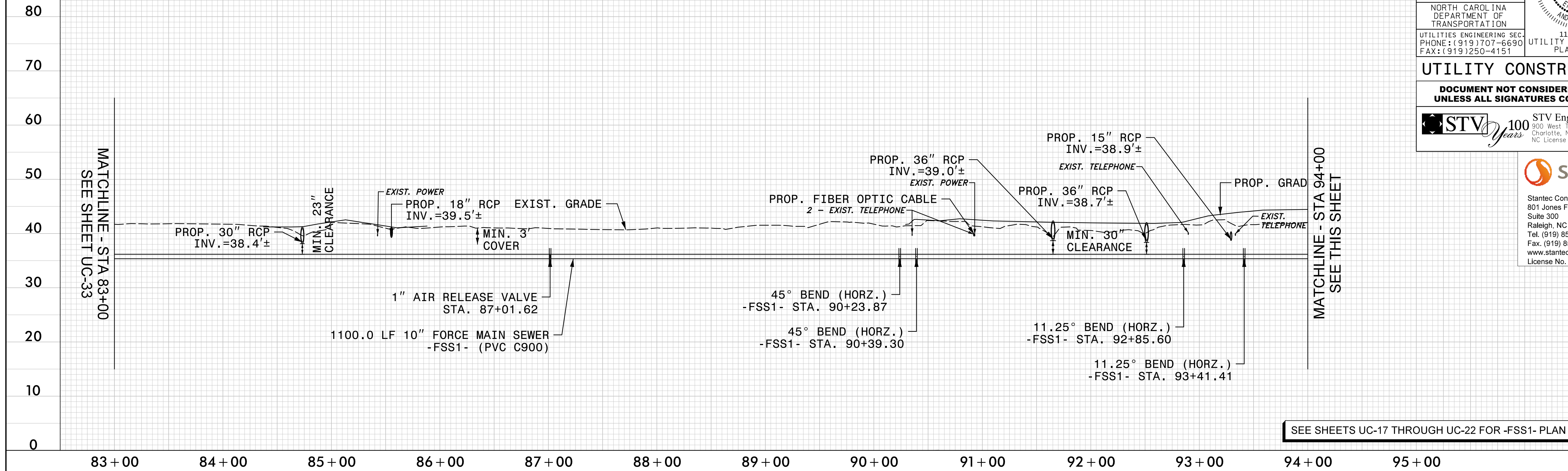
SEE SHEETS UC-17 THROUGH UC-22 FOR -FSS1- PLAN

5/28/99


SCALE: 1" = 50' HORIZONTAL
1" = 10' VERTICAL

NOTES:
1. LOCATION AND DEPTHS OF EXISTING UTILITIES ARE APPROXIMATE. CONTRACTOR TO FIELD VERIFY LOCATIONS AND DEPTHS PRIOR TO WATER LINE CONSTRUCTION.

PROP. 10" FORCE MAIN SEWER -FSS1- US-17



SEE SHEETS UC-17 THROUGH UC-22 FOR -FSS1- PLAN

PROJECT REFERENCE NO. R-3300B	SHEET NO. UC-34
DESIGNED BY: CTH	
DRAWN BY: CTH	
CHECKED BY: ASV	
APPROVED BY:	
REVISED:	NORTH CAROLINA DEPARTMENT OF TRANSPORTATION 11/22/2021 UTILITY CONSTRUCTION PLANS ONLY
UTILITIES ENGINEERING SEC. PHONE: (919) 707-6690 FAX: (919) 250-4151	

UTILITY CONSTRUCTION

**DOCUMENT NOT CONSIDERED FINAL
UNLESS ALL SIGNATURES COMPLETED**



STV Engineers, Inc.
900 West Trade St., Suite 715
Charlotte, NC 28202
NC License Number F-0991

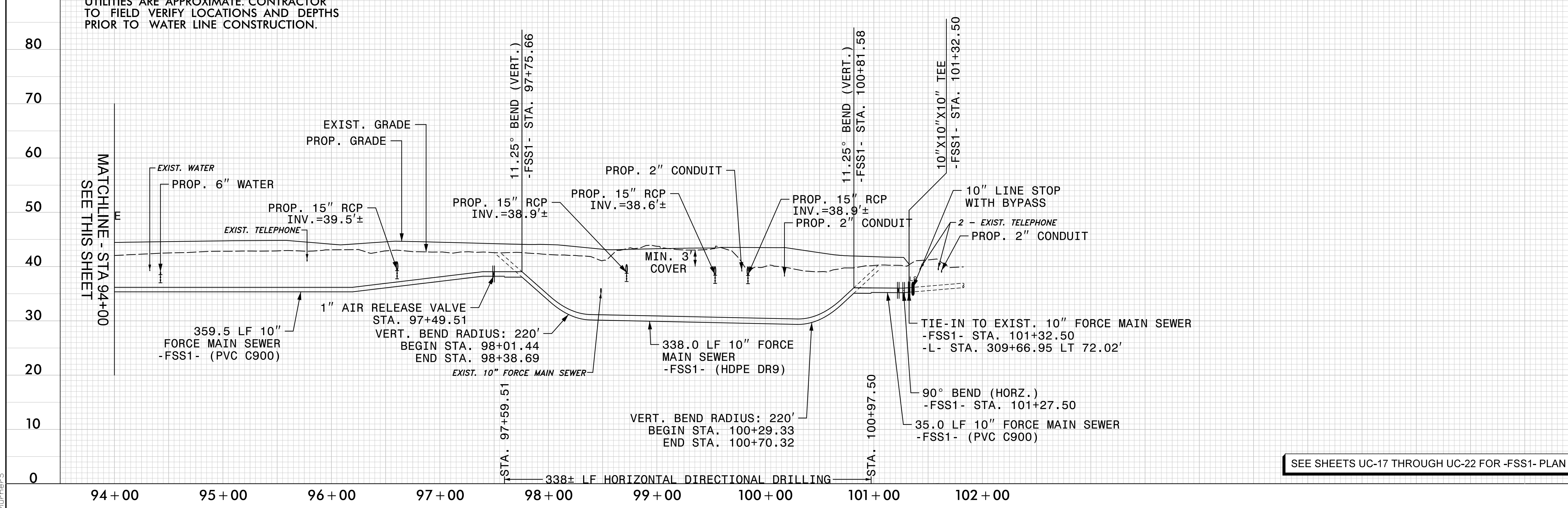


Stantec Consulting Services Inc.
801 Jones Franklin Road
Suite 300
Raleigh, NC 27606
Tel. (919) 851-6866
Fax. (919) 851-7024
www.stantec.com
License No. F-0672

SCALE: 1" = 50' HORIZONTAL
1" = 10' VERTICAL

NOTES:
1. LOCATION AND DEPTHS OF EXISTING UTILITIES ARE APPROXIMATE. CONTRACTOR TO FIELD VERIFY LOCATIONS AND DEPTHS PRIOR TO WATER LINE CONSTRUCTION.

PROP. 10" FORCE MAIN SEWER -FSS1- US-17



SEE SHEETS UC-17 THROUGH UC-22 FOR -FSS1- PLAN

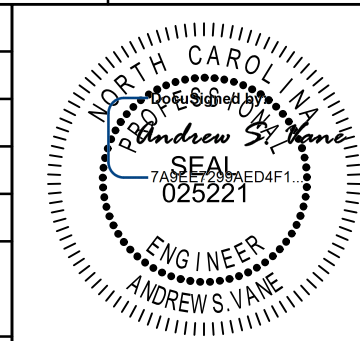
I:\22\2021\Projects\Utilities\Engineering\UC\Proj\SH\T\R-3300B.ut_UC34_psh.dgn
Murner-S

5/28/99

SCALE: 1" = 50' HORIZONTAL
1" = 10' VERTICAL

PROP. 10" FORCE MAIN SEWER -FSS2- US-17

NOTES:
1. LOCATION AND DEPTHS OF EXISTING UTILITIES ARE APPROXIMATE. CONTRACTOR TO FIELD VERIFY LOCATIONS AND DEPTHS PRIOR TO WATER LINE CONSTRUCTION.

PROJECT REFERENCE NO. R-3300B	SHEET NO. UC-35
DESIGNED BY: CTH	
DRAWN BY: CTH	
CHECKED BY: ASV	
APPROVED BY:	
REVISED:	
NORTH CAROLINA DEPARTMENT OF TRANSPORTATION	11/22/2021
UTILITIES ENGINEERING SEC. PHONE: (919) 707-6690 FAX: (919) 250-4151	UTILITY CONSTRUCTION PLANS ONLY

UTILITY CONSTRUCTION

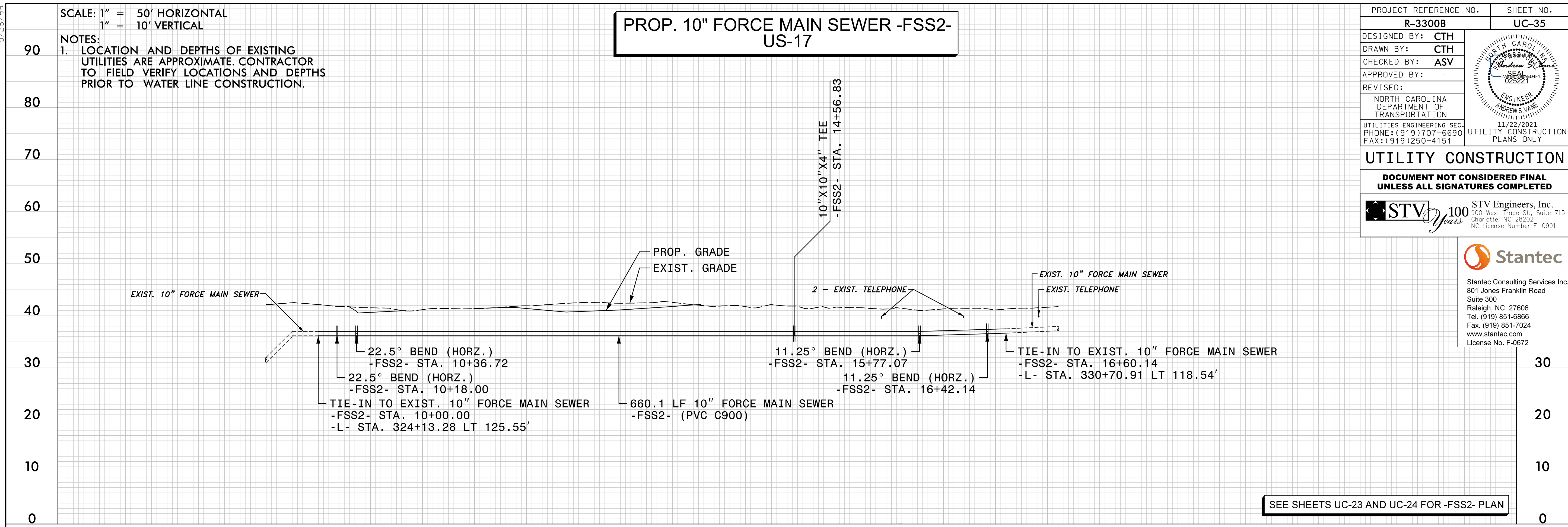
**DOCUMENT NOT CONSIDERED FINAL
UNLESS ALL SIGNATURES COMPLETED**



STV Engineers, Inc.
900 West Trade St., Suite 715
Charlotte, NC 28202
NC License Number F-0991



Stantec Consulting Services Inc.
801 Jones Franklin Road
Suite 300
Raleigh, NC 27606
Tel. (919) 851-6866
Fax. (919) 851-7024
www.stantec.com
License No. F-0672



SEE SHEETS UC-23 AND UC-24 FOR -FSS2- PLAN



11/22/2021
F:\Utilities\Engineering\UC\Proj\SHR\R-3300B.ut_UC35_psh.dgn
Murner-S