




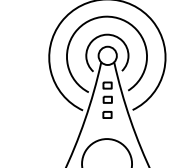
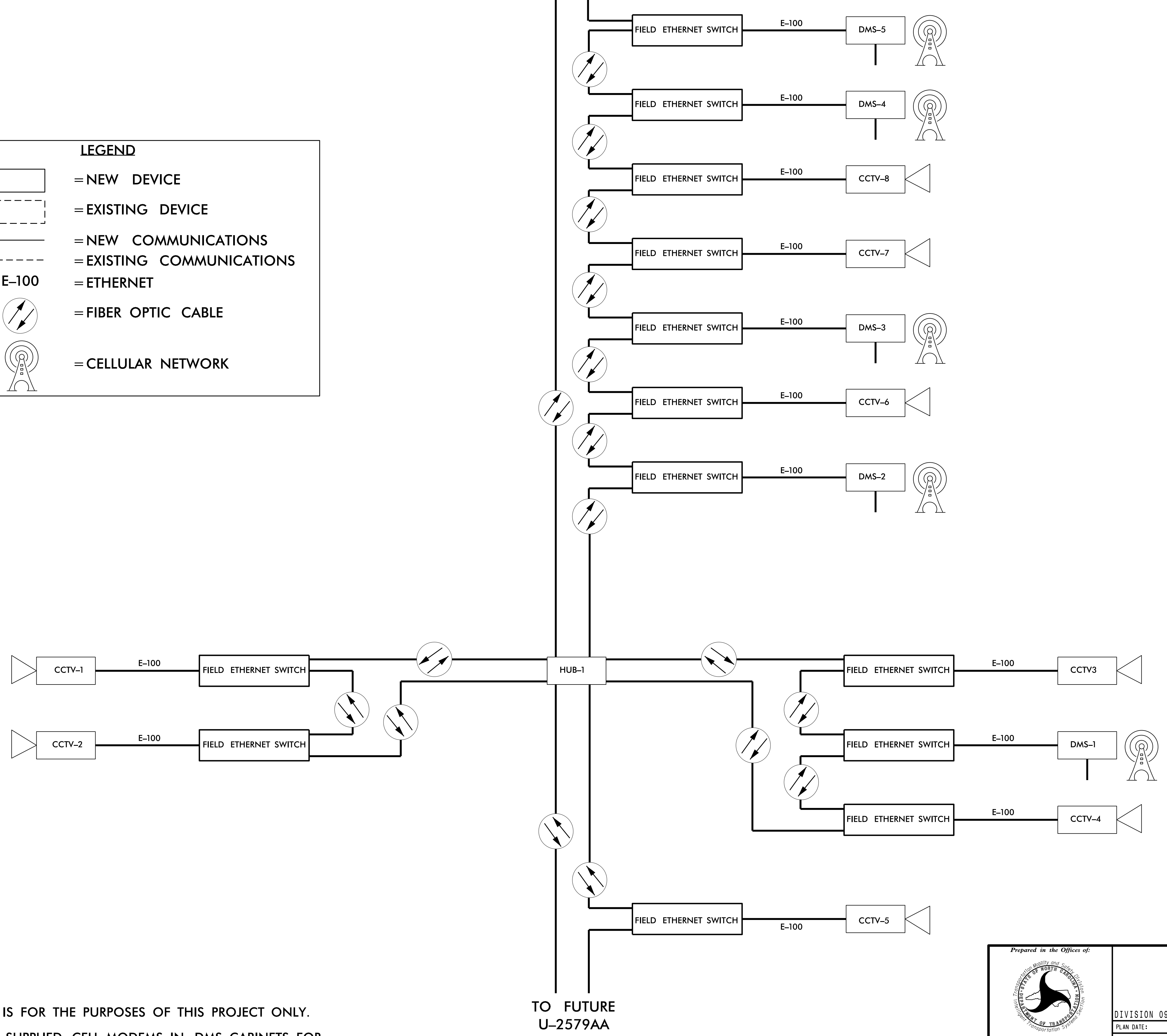


TO  
U-2579B

**LEGEND**



-  = NEW DEVICE
-  = EXISTING DEVICE
-  = NEW COMMUNICATIONS
-  = EXISTING COMMUNICATIONS
- E-100** = ETHERNET
-  = FIBER OPTIC CABLE
-  = CELLULAR NETWORK



**NOTES**

1. DEVICE NUMBERING IS FOR THE PURPOSES OF THIS PROJECT ONLY.
2. INSTALL DEPARTMENT SUPPLIED CELL MODEMS IN DMS CABINETS FOR BACKUP COMMUNICATIONS. ALLOW 8 WEEK LEAD TIME AFTER REQUESTING THE MODEMS FROM THE DEPARTMENT.

**DOCUMENT NOT CONSIDERED FINAL  
UNLESS ALL SIGNATURES COMPLETED**

 Prepared in the Offices of: 750 N. Greenfield Pkwy., Garner, NC 27529	<b>DEVICE CONNECTION DIAGRAM</b>		 SEAL 050152 ENGINEER ANDREW J. SKUCE
	DIVISION 09 FORSYTH CO., WINSTON-SALEM PLAN DATE: AUGUST 2021 REVIEWED BY: A. SKUCE PREPARED BY: B. CHRISTIAN REVIEWED BY:		
	REVISIONS	INIT.	DATE

DocuSigned by: Andrew J. Skuce 8/19/2021  
DATE