



T.I.P.: R-5021

CONTRACT: C204123

**STATE OF NORTH CAROLINA  
DEPARTMENT OF TRANSPORTATION**

**SIGNING PLAN  
BRUNSWICK COUNTY**

LOCATION: NC 211 FROM WEST OF NC 906 (MIDWAY RD) TO EAST OF NC 87

TIP NO. R-5021	SHEET NO. SIGN-1
APPROVED:  <small>DocuSigned by: Andrew D. Klinkiek E9278F84596E48</small>	
DATE: 10/28/2021	
	
DOCUMENT NOT CONSIDERED FINAL UNLESS ALL SIGNATURES COMPLETED	

**ROADWAY STANDARD DRAWING**

THE FOLLOWING ROADWAY STANDARDS AS APPEAR IN "ROADWAY STANDARD DRAWINGS" - CONTRACT STANDARDS AND DEVELOPMENT UNIT - N.C. DEPARTMENT OF TRANSPORTATION - RALEIGH, N.C., DATED JANUARY 2018 ARE APPLICABLE TO THIS PROJECT AND BY REFERENCE HEREBY ARE CONSIDERED A PART OF THESE PLANS:

STD. NO.	TITLE
901.10	TYPE 'A' SIGNS - SHEET 2 OF 2 (SEE SIGN-1B FOR SHEET 1 OF 2)
901.20	TYPE 'B' SIGNS (SEE SIGN-1C)
901.50	ARROWS AND SHIELDS
901.70	SIGN STRINGERS AND SUPPORT SPACING
901.80	SIGN MOUNTING DETAILS - FOR TYPE A AND TYPE B SIGNS
903.10	GROUND MOUNTED SIGN SUPPORTS
903.20	WOOD SIGN SUPPORTS
904.10	ORIENTATION OF GROUND MOUNTED SIGNS
904.50	MOUNTING OF TYPE 'D', 'E' AND 'F' SIGNS ON 'U' CHANNEL POSTS
910.30	SIGNING SIGNALIZED AND UNSIGNALIZED SUPERSTREET
910.50	SIGNING FOR SPEED REDUCTION ZONE
1264.01	OBJECT MARKERS TYPES

**GENERAL NOTES**

- . SIGNS FURNISHED BY STATE.
- . ALL SIGNS SEE PAY ITEM NOTE 1 UNLESS OTHERWISE NOTED.
- . CONFIRM IN WRITING AT LEAST 4 MONTHS IN ADVANCE, THE ACTUAL DATE THE DEPARTMENT FURNISHED SIGNS WILL BE REQUIRED.
- . ALL TYPE D SIGNS SHALL BE MOUNTED ON TWO U-CHANNEL POSTS UNLESS OTHERWISE INDICATED ON THE PLANS.
- . IF REMOVAL OR RELOCATION OF SIGNS ON PRIVATE STREET (NON-STATE MAINTAINED) IS REQUIRED DUE TO CONSTRUCTION, THE CONTRACTOR SHALL INFORM THE ENGINEER. THE WORK WILL BE COMPLETED BY OTHERS.
- . WHEN NOT STATIONED OR DIMENSIONED ON PLANS, ALL TYPE E AND F SIGNS SHALL BE FIELD LOCATED BY THE ENGINEER.
- . ALL EXISTING SIGNS ON "U" CHANNEL POST WITHIN THE PROJECT LIMITS SHALL BE REMOVED AND DISPOSED OF (SEE PAY ITEM NOTE 8) UNLESS OTHERWISE NOTED ON PLANS.
- . WHEN EXISTING SIGNS ARE REMOVED AND INSTALLED ON NEW SUPPORTS, THE RE-ERECTION SHALL IMMEDIATELY FOLLOW THE REMOVAL.
- . THE BACKGROUND FOR TYPE E AND F SIGNS SHALL BE GRADE C REFLECTIVE SHEETING UNLESS OTHERWISE NOTED.
- . DO NOT BEGIN FABRICATION FOR TYPE A AND B SIGNS MOUNTED ON STEEL SUPPORTS UNTIL "S" DIMENSIONS HAVE BEEN FIELD VERIFIED.
- . SEE ROADWAY PLANS FOR GUARD/GUIDE RAIL DETAILS.

**PAY ITEM NOTES**

- 1 SIGN ERECTION, TYPE D, E OR F
- 2 SIGN ERECTION, TYPE A (GROUND MOUNTED)
- 3 SIGN ERECTION, TYPE B (GROUND MOUNTED)
- 4 SIGN ERECTION, RELOCATE SIGN TYPE B (GROUND MOUNTED)
- 5 SIGN ERECTION, RELOCATE SIGN TYPE D (GROUND MOUNTED)
- 6 DISPOSAL OF SUPPORT, STEEL BEAM
- 7 DISPOSAL OF SIGN SYSTEM, STEEL BEAM
- 8 DISPOSAL OF SIGN SYSTEM, U-CHANNEL
- 9 DISPOSAL OF SUPPORT, U-CHANNEL
- 10 SIGN ERECTION, RELOCATE SIGN TYPE A (GROUND MOUNTED)
- 11 DISPOSAL OF SUPPORT, WOOD
- 12 VERTICAL PANEL TYPE 3 OBJECT MARKER - OM3-C
- 13 VERTICAL PANEL TYPE 3 OBJECT MARKER - OM3-L

**PROJECT NOTES**

- A CONTRACTOR SHALL CONTACT DIVISION TRAFFIC SERVICES AND SCHEDULE TO HAVE DIVISION FORCES TO REMOVE HISTORIC MARKER SIGN.
- B CONTRACTOR SHALL CONTACT DIVISION TRAFFIC SERVICES AND SCHEDULE TO HAVE DIVISION FORCES TO ERECT HISTORIC MARKER SIGN.

**SUMMARY OF QUANTITIES**


ITEM NO.		ITEM DESCRIPTION	QUANTITY	UNIT
DESC. NO.	SECT. NO.			
4048000000	902	REINFORCED CONCRETE SIGN FOUNDATION	14	CY
4054000000	902	PLAIN CONCRETE SIGN FOUNDATION	1	CY
4060000000	903	SUPPORTS, BREAKAWAY STEEL BEAM	15793	LB
4066000000	903	SUPPORTS, SIMPLE STEEL BEAM	1958	LB
4072000000	903	SUPPORTS, 3 LB STEEL U-CHANNEL	7639	LF
4082000000	903	SUPPORTS, WOOD	58	LF
4096000000	904	SIGN ERECTION, TYPE D	21	EA
4102000000	904	SIGN ERECTION, TYPE E	338	EA
4108000000	904	SIGN ERECTION, TYPE F	76	EA
4110000000	904	SIGN ERECTION, TYPE A (GROUND MOUNTED)	18	EA
4110000000	904	SIGN ERECTION, TYPE B (GROUND MOUNTED)	1	EA
4116100000	904	SIGN ERECTION, RELOCATE SIGN TYPE A (GROUND MOUNTED)	1	EA
4116100000	904	SIGN ERECTION, RELOCATE SIGN TYPE B (GROUND MOUNTED)	1	EA
4116100000	904	SIGN ERECTION, RELOCATE SIGN TYPE D (GROUND MOUNTED)	12	EA
4138000000	907	DISPOSAL OF SUPPORT, STEEL BEAM	2	EA
4141000000	907	DISPOSAL OF SUPPORT, WOOD	2	EA
4152000000	907	DISPOSAL OF SIGN SYSTEM, STEEL BEAM	4	EA
4155000000	907	DISPOSAL OF SIGN SYSTEM, U-CHANNEL	161	EA
4192000000	907	DISPOSAL OF SUPPORT, U-CHANNEL	17	EA
4360000000	SP	VERTICAL PANEL TYPE 3 OBJECT MARKER - OM3-C	19	EA
4360000000	SP	VERTICAL PANEL TYPE 3 OBJECT MARKER - OM3-L	44	EA

**INDEX**


SHEET NO.	DESCRIPTION
SIGN-1	TITLE SHEET
SIGN-1A	KEY SHEET
SIGN-1B-1C	REVISED ROADWAY STANDARD DRAWINGS
SIGN-2-2A	SUPPORT INFORMATION
SIGN-3-3L	SIGN DESIGNS, TYPE E AND F SHEETS
SIGN-4-32	SIGNING PLAN SHEETS

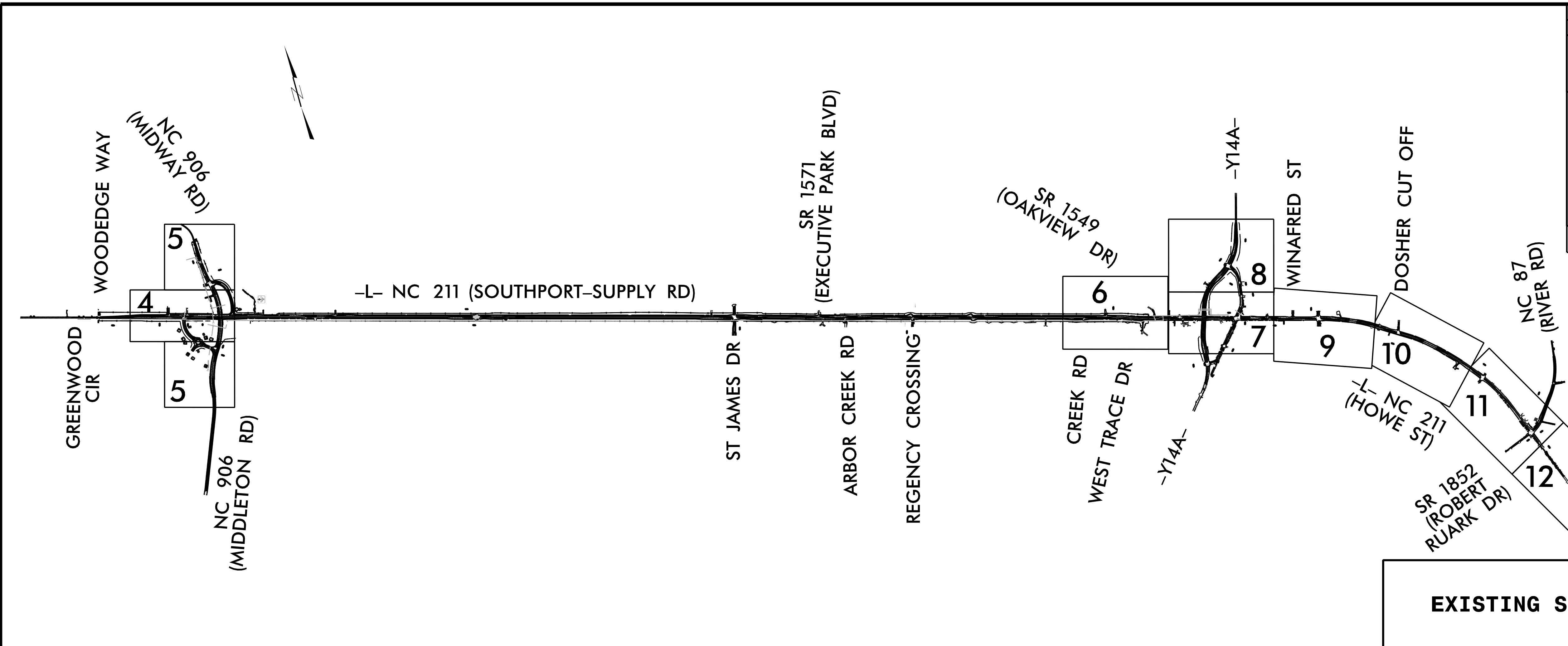
PLANS REVIEWED BY: N.C.D.O.T. SIGNING AND DELINEATION UNIT

JESSI LEONARD, PE DIVISION TRAFFIC ENGINEER  
R. COKE GRAY III, PE REGIONAL TRAFFIC ENGINEER

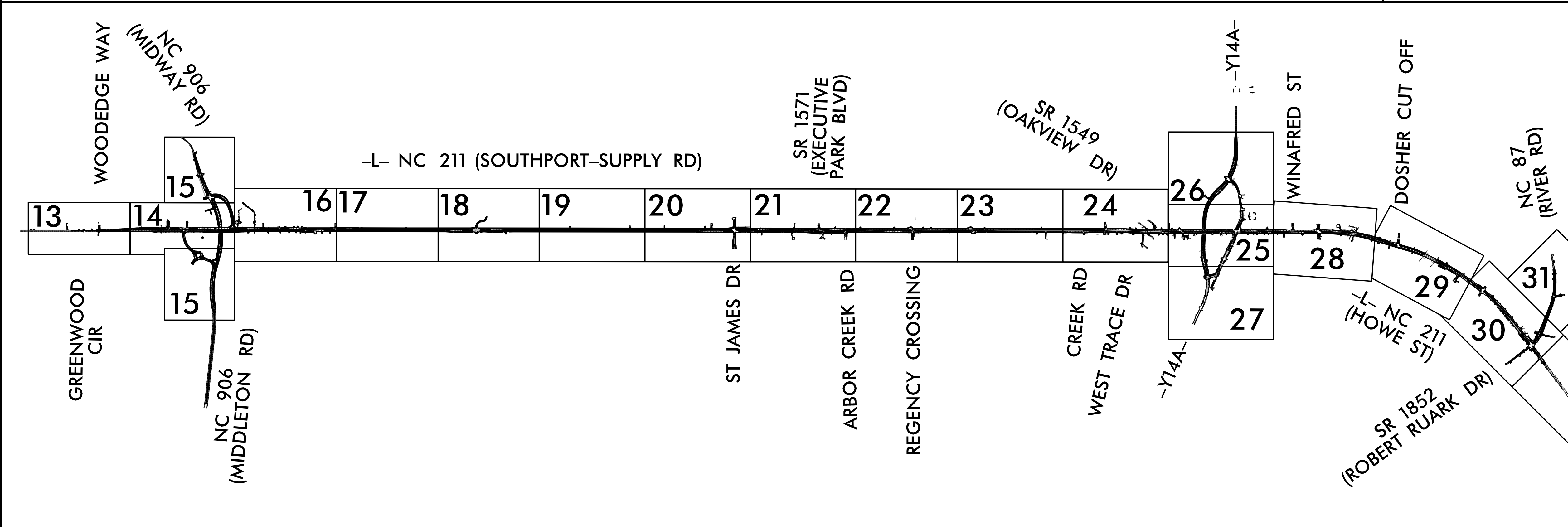


PLANS PREPARED BY :  
**HNTB** HNTB NORTH CAROLINA, P.C.  
 343 E. Six Forks Road, Suite 200  
 Raleigh, North Carolina 27609  
 NC License No: C-1554  
 (919) 546-8997  
 C.A. JOHNSON, III, PE SIGNING PROJECT ENGINEER  
 A.D. KLINKSIEK, PE, PTOE SIGNING DESIGN ENGINEER  
 T.R. TERRELL SIGNING DESIGN TECHNICIAN

TIP NO. R-5021	SHEET NO. SIGN-1A
APPROVED: <i>Andrew D. Klinck</i> <small>E-3078F8459E44B</small>	
DATE: 10/28/2021	
SEAL	
	
DOCUMENT NOT CONSIDERED FINAL UNLESS ALL SIGNATURES COMPLETED	



**EXISTING SIGNING SHEETS**



**PROPOSED SIGNING SHEETS**

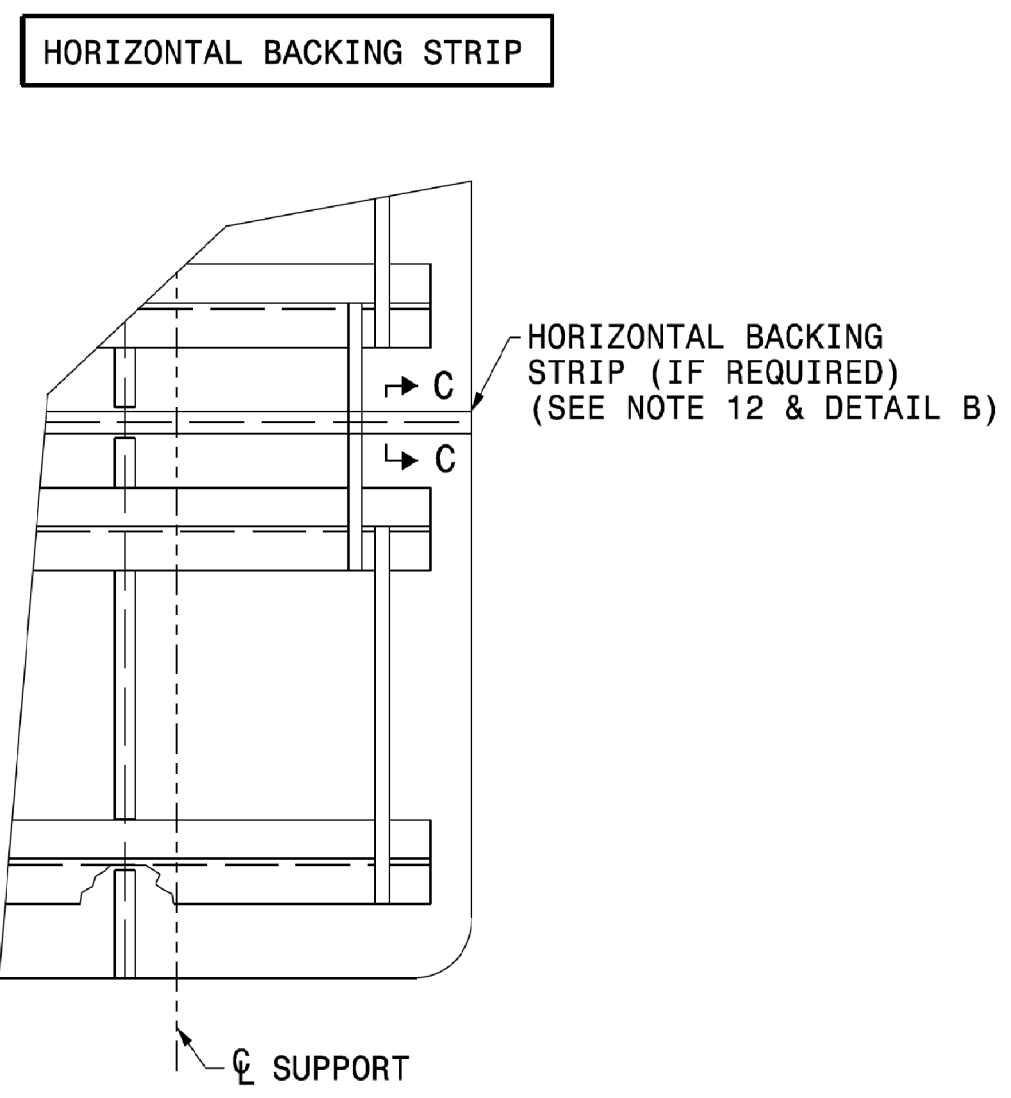
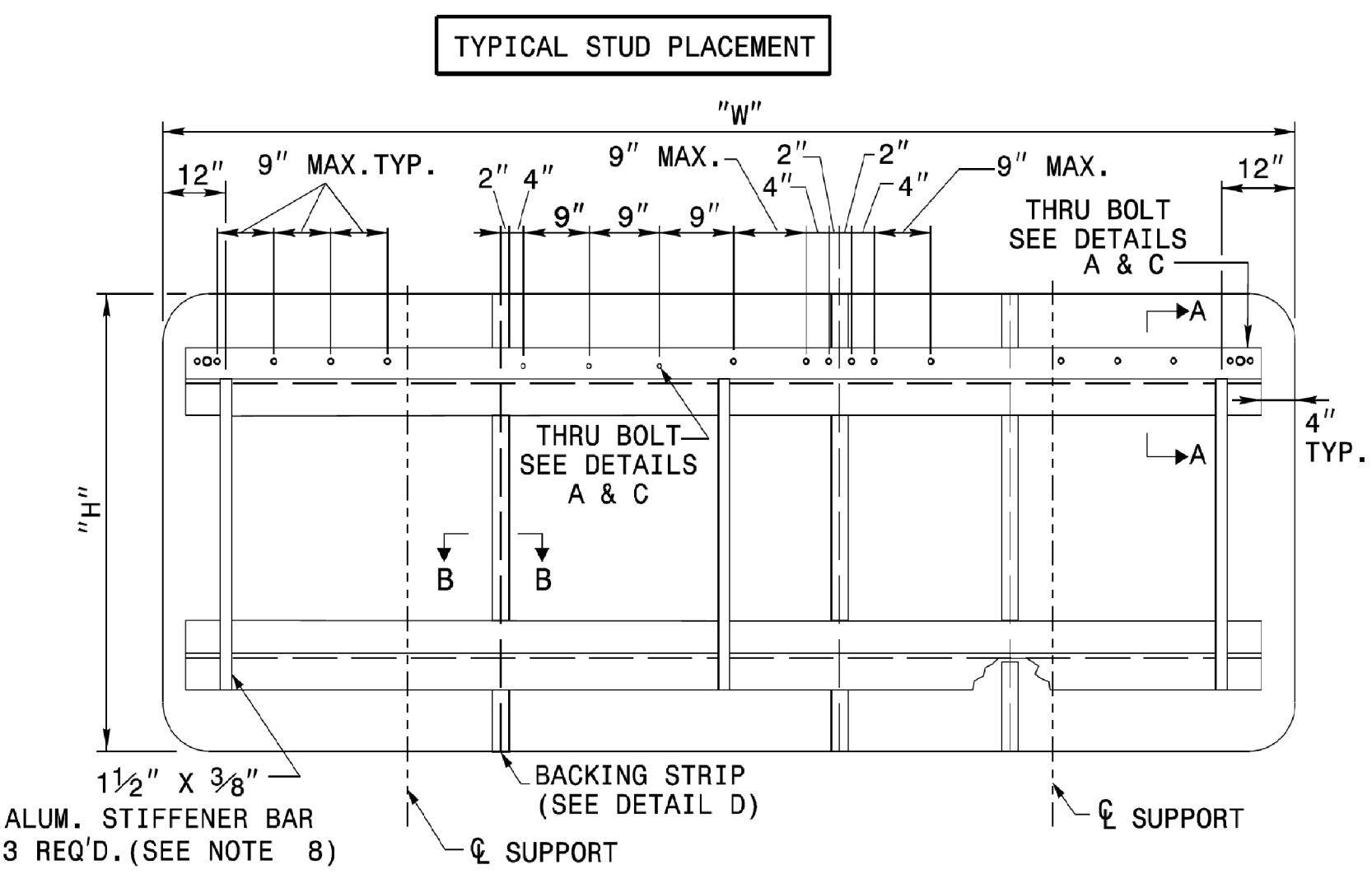


03/20/18 Standards Group\Standards and Drawings\Drawings\2018 Standard Dwg\Division 9 Final\090101.sgn\_sht01.type a sign\_2-19.dgn

STATE OF NORTH CAROLINA  
DEPT. OF TRANSPORTATION  
DIVISION OF HIGHWAYS  
RALEIGH, N.C.  
2-19

ENGLISH DETAIL DRAWING FOR  
TYPE 'A' SIGNS  
WELDED STUD CONSTRUCTION

SHEET 1 OF 2  
901D10



NOTES:

1. USE THE NUMBER AND SIZE OF SUPPORTS SHOWN ON THE SUPPORT CHART IN PROJECT PLANS.
2. FABRICATE SIGN PANEL SECTIONS WITH SHEETS 4'-0" WIDE. WHEN FABRICATING SIGNS WHICH ARE NOT MULTIPLES OF 4'-0" IN WIDTH, DO NOT CUT MORE THAN TWO SHEETS TO LESS THAN 4'-0" IN WIDTH. THESE PANELS SHALL NOT BE LESS THAN 1'-0" IN WIDTH.
3. SEE NCDOT STANDARD SPECIFICATIONS FOR ROADS AND STRUCTURES, FOR TYPE OF MATERIAL TO BE USED FOR SIGN PANELS, HANGER ASSEMBLIES, AND SUPPORTS.
4. USE GALVANIZED STEEL FOR BACKING PLATES AND MOUNTING BOLTS.
5. SEE ROADWAY STANDARD 904.20 WHEN TYPE "B" SECONDARY SIGN MOUNTING IS REQUIRED.
6. DETAILS FOR TYPE "A" SECONDARY SIGNS SHALL BE THE SAME AS FOR TYPE "A" SIGNS.
7. THE VERTICAL DIMENSION BETWEEN PRIMARY AND SECONDARY SIGNS IS TWO (2) INCHES.
8. ADJUST STIFFENERS TO AVOID CONFLICT WITH SUPPORTS.
9. SEE ROADWAY STANDARD 901.70 FOR SUPPORT AND "Z" BAR SPACING.
10. FABRICATE SIGNS TALLER THAN 12'-0" AS TWO SEPARATE SIGNS WITH A HORIZONTAL SPLICE. LOCATE STRINGERS ON EACH SECTION OF THE SIGN BY THE SIGN STRINGER CHART. (SEE ROADWAY STANDARD 901.70)
11. FABRICATE SIGNS TALLER THAN 12'-0" BUT SHORTER THAN 14'-6" WITH A HORIZONTAL SPLICE LOCATED 7'-0" FROM BOTTOM OF SIGN.
12. FABRICATE SIGNS 14'-6" TALL AND TALLER WITH A HORIZONTAL SPLICE. LOCATE THE SPLICE AT LEAST HALF OF THE SIGN HEIGHT FROM THE BOTTOM AND AT LEAST 7'-0" FROM THE TOP.
13. THERE SHALL ONLY BE A 1/8" GAP BETWEEN THE VERTICAL BACKING STRIP AND THE "Z" BAR.
14. SEE ROADWAY STANDARD 901.80 FOR DETAILS SHOWING SIGN MOUNTING TO SUPPORTS.
15. PLACE NYLON WASHER UNDER HEAD OF 3/8" THRU BOLTS.
16. FABRICATE EACH SIGN WITH 3/8" DIA. THRU BOLT, 4" FROM EACH END OF EACH "Z" BAR THRU SIGN PANEL AND "Z" BAR. SEE DETAILS A & C.
17. FABRICATE EACH SIGN WITH 3/8" DIA. THRU BOLT CENTERED IN EACH PANEL THRU THE TOP AND BOTTOM "Z" BAR. CENTERED THRU BOLT REQUIRED IN END PANELS GREATER THAN 2'-0" WIDE. SEE DETAILS A & C.
18. THRU BOLTS WILL HAVE A MINIMUM 1/16" TO MAXIMUM 1/8" GAP

STATE OF NORTH CAROLINA  
DEPT. OF TRANSPORTATION  
DIVISION OF HIGHWAYS  
RALEIGH, N.C.  
2-19

ENGLISH DETAIL DRAWING FOR  
TYPE 'A' SIGNS  
WELDED STUD CONSTRUCTION

SHEET 1 OF 2  
901D10

TIP NO. SHEET NO.  
R-5021 SIGN-1B

DocuSigned by:  
*Matthew V. Springer*  
APPROVED: 3/21/2019  
DATE: 3/21/2019  
BC80F8E8B584403...

SEAL

TIP NO. SHEET NO.  
R-5021 SIGN-1B

DocuSigned by:  
*Andrew D. Klinkosick*  
APPROVED: 9/2/2021  
DATE: 9/2/2021  
E3079F5496E44B...

SEAL

DOCUMENT NOT CONSIDERED FINAL  
UNLESS ALL SIGNATURES COMPLETED

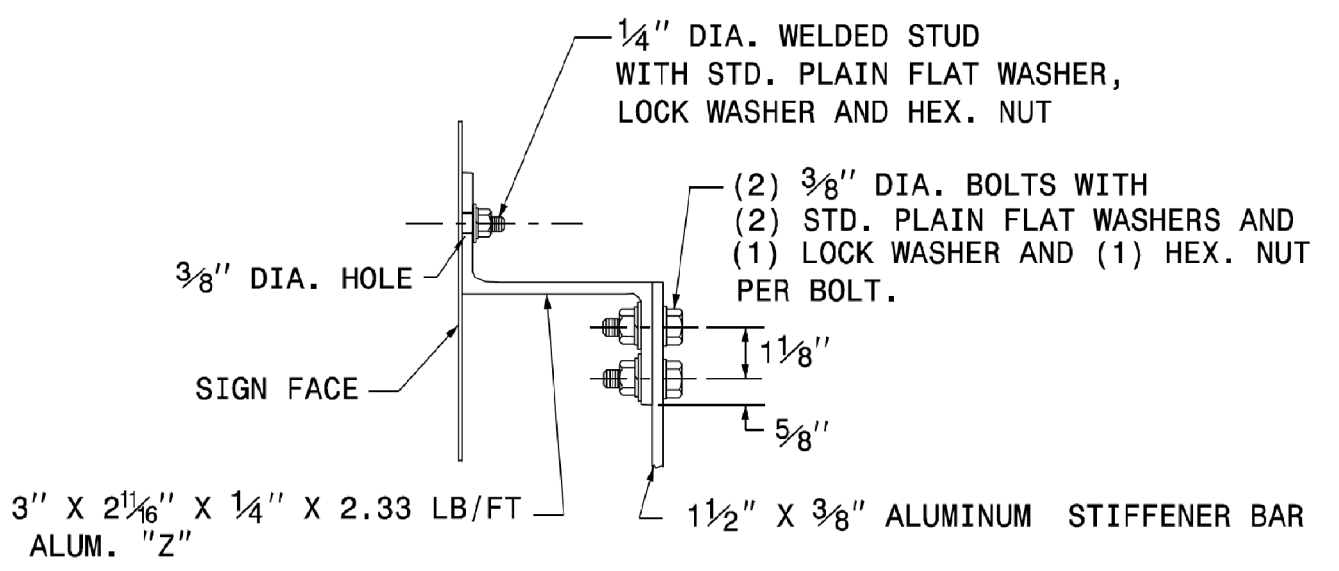
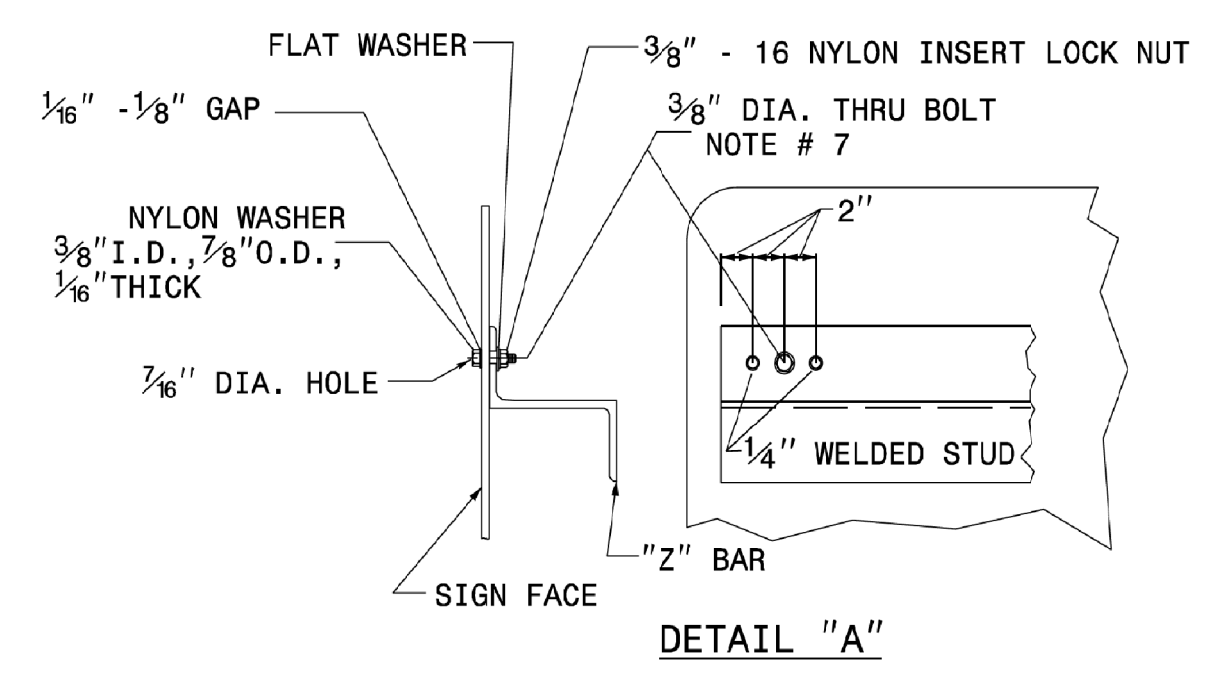
REVISED SIGNING  
ROADWAY STANDARD DRAWING

C:\Users\jstankard\Documents and Drawings\Drawings\2018 Standard Drawings\Division 9 Final\090120.sgn-type b sign-2-19.dgn

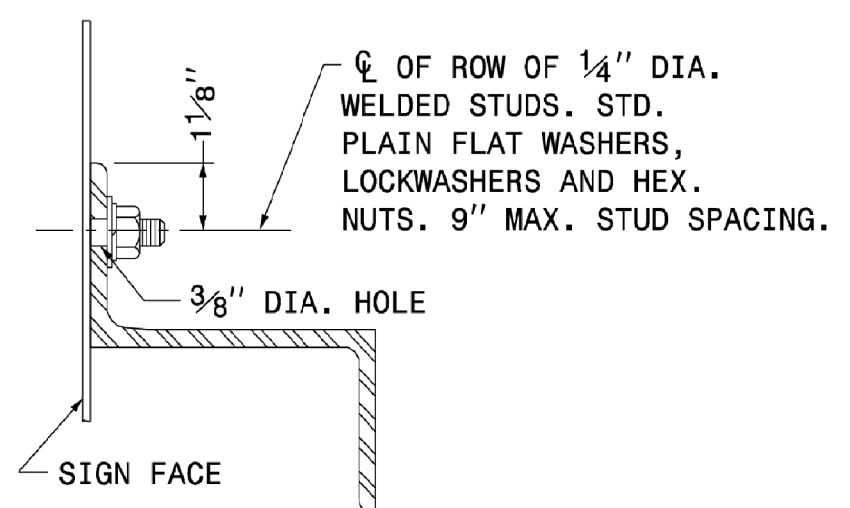
STATE OF NORTH CAROLINA  
DEPT. OF TRANSPORTATION  
DIVISION OF HIGHWAYS  
RALEIGH, N.C.  
2-19

ENGLISH DETAIL DRAWING FOR  
TYPE 'B' SIGNS  
WELDED STUD CONSTRUCTION

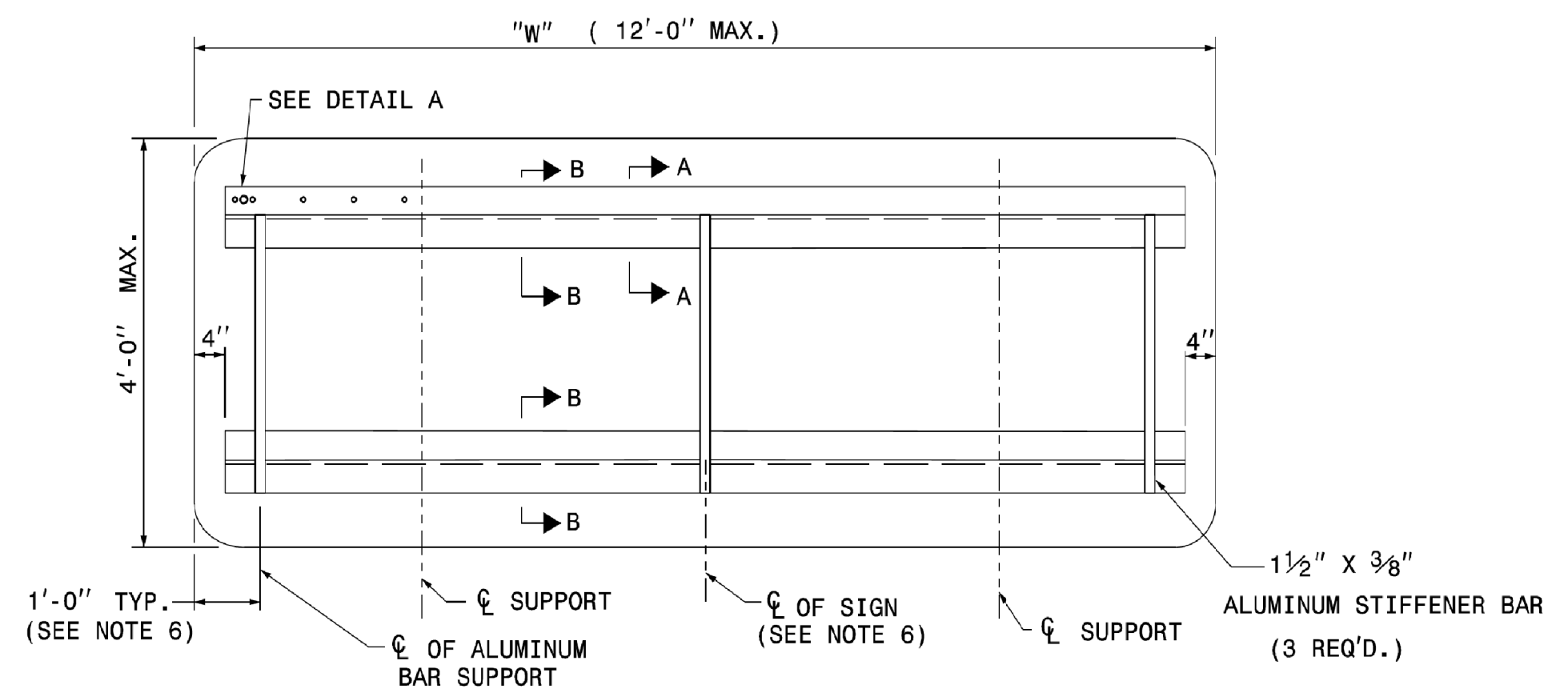
SHEET 1 OF 1  
901D20



SECTION A-A  
STIFFENER DETAIL



SECTION B-B



NOTES:

1. USE NUMBER AND SIZE OF SUPPORTS SHOWN ON SUPPORT CHART IN PROJECT PLAN SHEETS.
2. SEE NCDOT STANDARD SPECIFICATIONS FOR ROADS AND STRUCTURES FOR THE TYPE OF MATERIAL TO BE USED FOR SIGN PANELS, HANGER ASSEMBLIES AND SUPPORTS.
3. FURNISH ALL MOUNTING HARDWARE.
4. USE GALVANIZED STEEL FOR BACKING PLATES AND MOUNTING BOLTS.
5. THE VERTICAL DIMENSION BETWEEN PRIMARY AND SECONDARY SIGNS IS TWO (2) INCHES.
6. ADJUST STIFFENERS TO AVOID CONFLICT WITH SUPPORTS.
7. FABRICATE EACH SIGN WITH A 3/8" DIA. BOLT 4" FROM EACH END OF EACH "Z" BAR THRU SIGN PANEL AND "Z" BAR.
8. SEE ROADWAY STANDARD 901.70 FOR SUPPORT AND "Z" BAR SPACING.
9. SEE ROADWAY STANDARD 901.80 FOR DETAILS SHOWING SIGN MOUNTING TO SUPPORTS.
10. PLACE NYLON WASHER UNDER HEAD OF 3/8" THRU BOLT.
11. THRU BOLTS WILL HAVE A MINIMUM 1/16" TO MAXIMUM 1/8" GAP.

STATE OF NORTH CAROLINA  
DEPT. OF TRANSPORTATION  
DIVISION OF HIGHWAYS  
RALEIGH, N.C.  
2-19

ENGLISH DETAIL DRAWING FOR  
TYPE 'B' SIGNS  
WELDED STUD CONSTRUCTION

SHEET 1 OF 1  
901D20

TIP NO. SHEET NO.  
DocuSigned by:  
APPROVED: *Matthew V. Springer*  
DATE: 3/21/2019  
SEAL  
NORTH CAROLINA PROFESSIONAL ENGINEER SEAL 042546 MATTHEW V. SPRINGER

TIP NO. SHEET NO.  
R-5021 SIGN-1C  
DocuSigned by:  
APPROVED: *Andrew D. Klinksieck*  
DATE: 9/2/2021  
SEAL  
NORTH CAROLINA PROFESSIONAL ENGINEER SEAL 40311 ANDREW D. KLINKSIECK  
DOCUMENT NOT CONSIDERED FINAL UNLESS ALL SIGNATURES COMPLETED

REVISED SIGNING  
ROADWAY STANDARD DRAWING

REVISED NCDOT STANDARD  
DRAWING - TYPE 'B' SIGNS

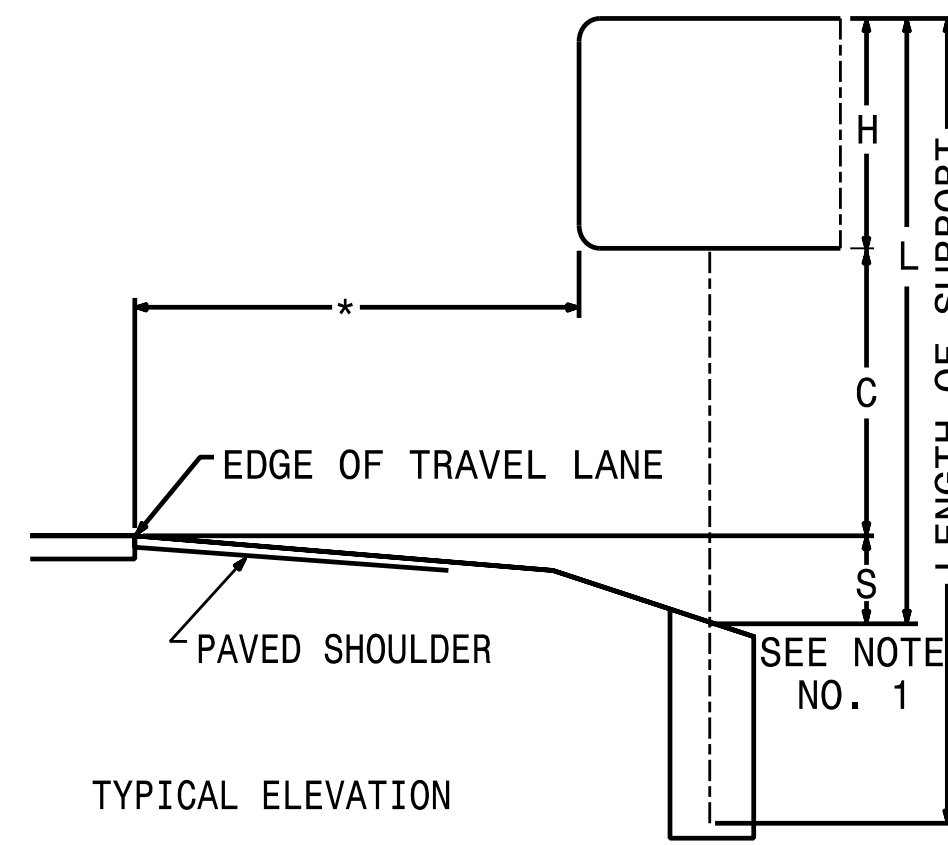


# STEEL SUPPORT CHART:

Version: 3.1 Posted: 6/2/2017

SIGN			ROADWAY STATION	NUMBER OF SUPPORTS	BEAM SECTION	SUPPORT TYPE BA or S	OMNI COUPLER	ATTACHMENT METHOD	MOUNTING METHOD	HORIZONTAL CLEARANCE* (ft.)	SUPPORT SPACING	LENGTH (ft)			LEFT SUPPORT (ft)			CENTER SUPPORT (ft)			RIGHT SUPPORT (ft)			SUPPORT WEIGHTS		FOOTINGS				FIELD VERIFIED SEE NOTE 2 (mm/dd/yy)
NUMBER	TYPE	SIZE (in.) w x h										SNS HT "H"	MTG HT "C"	EMBED-MENT	S	L	LENGTH	S	L	LENGTH	S	L	LENGTH	B/A (lbs.)	SIMPLE (lbs.)	DIAMETER (ft.)	DEPTH (ft.)	REINFORCED (c.y.)	PLAIN (c.y.)	
101	A	120 x 102	-L- 57+00	2	W6x16	BA	N/A	N/A	N/A	40.00	7.5 NON-STD. SPACING	8.50	7.00	4.0	8.47	23.97	27.97	0.00	0.00	0.00	9.46	24.96	28.96	1004.88	0	1.5	4.5	0.59	0.00	_____
102	A	114 x 108	-L- 66+90	2	W6x16	BA	N/A	N/A	N/A	34.00	7.5 NON-STD. SPACING	9.00	7.00	4.0	6.98	22.98	26.98	0.00	0.00	0.00	6.89	22.89	26.89	955.92	0	1.5	4.5	0.59	0.00	_____
103	A	144 x 132	-YREV- 48+00 LT	2	W8x18	BA	N/A	N/A	N/A	18.00	7.5 NON-STD. SPACING	11.00	7.00	4.0	3.64	21.64	25.64	0.00	0.00	0.00	6.14	24.14	28.14	1108.04	0	2.0	4.5	1.05	0.00	_____
104	A	114 x 108	-L- 86+50 LT	2	W6x16	BA	N/A	N/A	N/A	30.00	7.5 NON-STD. SPACING	9.00	7.00	4.0	6.26	22.26	26.26	0.00	0.00	0.00	6.20	22.20	26.20	933.36	0	1.5	4.5	0.59	0.00	_____
105	A	120 x 102	-L- 112+00 LT	2	W6x16	BA	N/A	N/A	N/A	28.00	7.5 NON-STD. SPACING	8.50	7.00	4.0	7.45	22.95	26.95	0.00	0.00	0.00	7.74	23.24	27.24	961.04	0	1.5	4.5	0.59	0.00	_____
106	A	120 x 102	-L- 310+50	2	W6x16	BA	N/A	N/A	N/A	18.00	7.5 NON-STD. SPACING	8.50	7.00	4.0	5.04	20.54	24.54	0.00	0.00	0.00	6.68	22.18	26.18	905.52	0	1.5	4.5	0.59	0.00	_____
107	A	156 x 72	-L- 319+00	2	W6x16	BA	N/A	N/A	N/A	30.00	7.62	6.00	7.00	3.5	6.20	19.20	22.70	0.00	0.00	0.00	4.65	17.65	21.15	795.60	0	1.5	4	0.52	0.00	_____
108	A	156 x 72	-L- 325+00	2	W6x12	BA	N/A	N/A	N/A	30.00	7.62	6.00	7.00	3.5	4.54	17.54	21.04	0.00	0.00	0.00	5.57	18.57	22.07	595.32	0	1.5	4	0.52	0.00	_____
109	A	162 x 156	-L- 336+40	2	W6x16	BA	N/A	N/A	N/A	20.00	7.91	13.00	7.00	4.5	1.17	21.17	25.67	0.00	0.00	0.00	1.06	21.06	25.56	913.68	0	1.5	5	0.65	0.00	_____
110	A	108 x 96	-Y14A- 21+00	2	W6x9	BA	N/A	N/A	N/A	10.00	5.27	8.00	7.00	3.0	0.62	15.62	18.62	0.00	0.00	0.00	0.96	15.96	18.96	402.22	0	1.5	3.5	0.46	0.00	_____
111	A	156 x 156	-Y14A- 27+00	2	W8x21	BA	N/A	N/A	N/A	18.00	7.62	13.00	7.00	4.5	3.52	23.52	28.02	0.00	0.00	0.00	5.55	25.55	30.05	1365.47	0	2.0	5	1.16	0.00	_____
112	A	108 x 96	-Y14A- 64+50 LT	2	W6x12	BA	N/A	N/A	N/A	14.00	5.27	8.00	7.00	3.5	2.02	17.02	20.52	0.00	0.00	0.00	3.78	18.78	22.28	591.60	0	1.5	4	0.52	0.00	_____
113	A	174 x 162	-Y14A- 57+50 LT	2	W12x26	BA	N/A	N/A	N/A	22.00	8.50	13.50	7.00	4.5	6.23	26.73	31.23	0.00	0.00	0.00	9.06	29.56	34.06	2049.54	0	2.5	5	1.82	0.00	_____
114	A	144 x 144	-Y14A- 52+50	2	W8x18	S	N/A	N/A	N/A	14.00	7.03	12.00	7.00	4.0	1.66	20.66	24.66	0.00	0.00	0.00	4.01	23.01	27.01	0.00	930.06	2.0	4.5	1.05	0.00	_____
115	A	96 x 96	-Y14A- 44+00	2	W6x12	S	N/A	N/A	N/A	14.00	4.69	8.00	7.00	3.0	2.21	17.21	20.21	0.00	0.00	0.00	3.78	18.78	21.78	0.00	503.88	1.5	3.5	0.46	0.00	_____
116	A	162 x 156	-L- 345+00 LT	2	W8x21	BA	N/A	N/A	N/A	20.00	7.91	13.00	7.00	4.5	4.12	24.12	28.62	0.00	0.00	0.00	2.08	22.08	26.58	1305.20	0	2.0	5	1.16	0.00	_____
117	A	120 x 102	-L- 367+00 LT	2	W6x12	S	N/A	N/A	N/A	14.00	7.5 NON-STD. SPACING	8.50	7.00	3.5	1.56	17.06	20.56	0.00	0.00	0.00	4.06	19.56	23.06	0.00	523.44	1.5	4	0.52	0.00	_____
118	B	90 x 48	-L- 399+00 LT	2	S4x7.7	BA	N/A	N/A	N/A	30.00	4.40	4.00	7.00	3.0	6.28	17.28	20.28	0.00	0.00	0.00	7.23	18.23	21.23	359.63	0	1.0	3.5	0.00	0.20	_____
119	A	126 x 60	-Y22- 30+50	2	S4x7.7	BA	N/A	N/A	N/A	28.00	7.5 NON-STD. SPACING	5.00	7.00	3.0	1.34	13.34	16.34	0.00	0.00	0.00	1.10	13.10	16.10	289.79	0	1.0	3.5	0.00	0.20	_____
901	B	108 x 36	-L- 372+50	2	S4x7.7	BA	N/A	N/A	N/A	30.00	5.27	3.00	7.00	2.5	5.77	15.77	18.27	0.00	0.00	0.00	5.94	15.94	18.44	322.67	0	1.0	3	0.00	0.17	_____
902	A	114 x 108	-L- 86+60 LT	2	W6x16	BA	N/A	N/A	N/A	30.00	7.5 NON-STD. SPACING	9.00	7.00	4.0	6.26	22.26	26.26	0.00	0.00	0.00	6.20	22.20	26.20	933.36	0	1.5	4.5	0.59	0.00	_____

TOTAL TOTAL TOTAL TOTAL  
 15792.83 1957.38 13.44 0.58  
 USE: 15793.00 1958.00 14.00 1.00




**NOTES:**

- DIMENSION "S" REPRESENTS AN INCREASE (+), OR A DECREASE (-) IN POLE LENGTH, RELATIVE TO THE ELEVATION OF THE EDGE OF TRAVEL LANE.
- FIELD VERIFICATIONS SHALL BE REQUIRED FOR ALL SUPPORTS, SEE (\*) ARTICLE 903-3. FABRICATORS SHALL BE AISC CERTIFIED IN CATEGORY 1, SEE (\*) ARTICLE 1072-1. (\*) = N.C.D.O.T. STANDARD SPECIFICATIONS FOR ROADS AND STRUCTURES
- PLAN LOCATIONS FOR EXISTING UTILITIES ARE BASED ON THE BEST AVAILABLE INFORMATION AND, THEREFORE MAY NOT BE PRECISELY ACCURATE. THEREFORE, IT IS INCUMBENT UPON THE CONTRACTOR TO DETERMINE THE EXACT LOCATION OF UTILITIES BEFORE BEGINNING WORK IN A LOCATION.

TIP NO. R-5021	SHEET NO. SIGN-2
APPROVED: <i>Andrew D. Klincksiek</i> E3078F84596E44B	
DATE: 9/2/2021	
SEAL	
<b>DOCUMENT NOT CONSIDERED FINAL UNLESS ALL SIGNATURES COMPLETED</b>	

**HNTB**  
 HNTB NORTH CAROLINA, P.C.  
 343 E. Six Forks Road, Suite 200  
 Raleigh, North Carolina 27609  
 NC License No: C-1554  
 (919) 546-8997

**TYPE A AND TYPE B  
GROUND MOUNTED SIGNS**

TIP NO. R-5021	SHEET NO. SIGN-2A
APPROVED: <i>Andrew D. Klinksieck</i> <small>E3078F84596E44B</small>	
DATE: 9/2/2021	
	
DOCUMENT NOT CONSIDERED FINAL UNLESS ALL SIGNATURES COMPLETED	

### WOOD SUPPORT CHART:

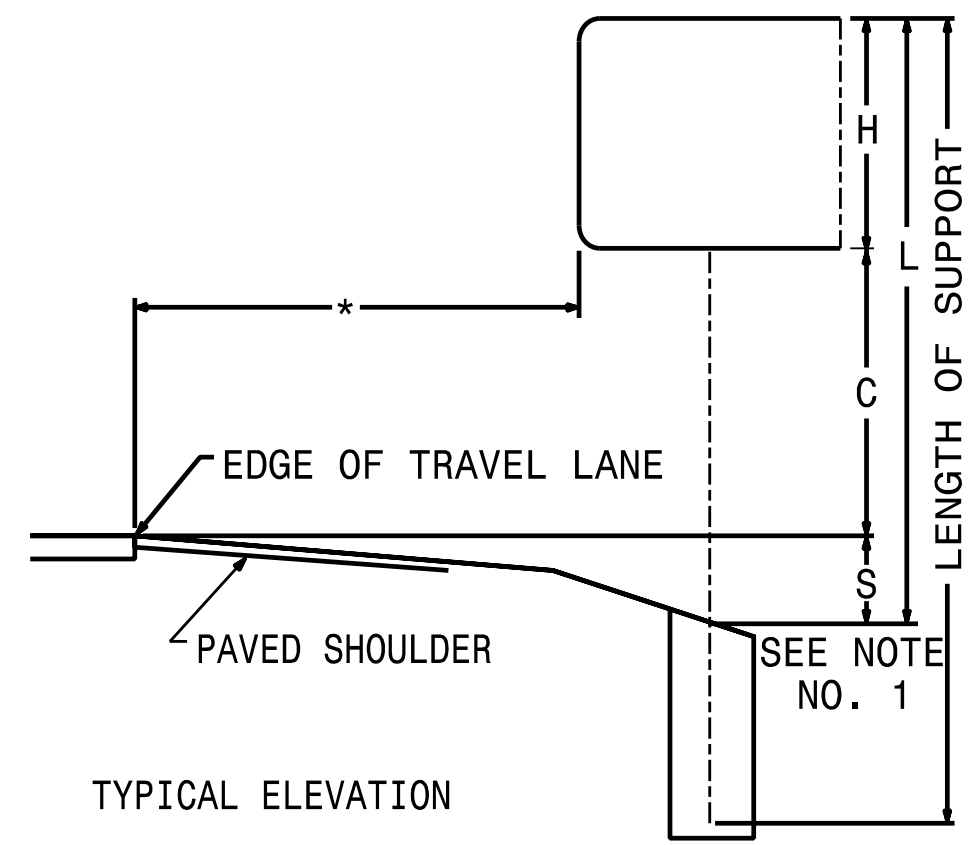
Version: 3.1 Posted: 6/2/2017

NUMBER	TYPE	SIGN SIZE (in.)			ROADWAY STATION	NUMBER OF SUPPORTS	BEAM SECTION	SUPPORT TYPE BA or S	ATTACHMENT METHOD	MOUNTING METHOD	HORIZONTAL CLEARANCE* (ft.)	SUPPORT SPACING	LENGTH (ft)			LEFT SUPPORT (ft)			CENTER SUPPORT (ft)			RIGHT SUPPORT (ft)			WOOD SUPPORT (LF)	FIELD VERIFIED SEE NOTE 2 (mm/dd/yy)
		w	x	h									SNS HT	MTG HT	EMBED-MENT	S	L	LENGTH	S	L	LENGTH	S	L	LENGTH		
		H	C										S	L	LENGTH	S	L	LENGTH	S	L	LENGTH					
104	A	114	x	108	-L- 86+60 LT	2	8in x 8in	S	N/A	N/A	30.00	7.5 NON-STD. SPACING	9.00	7.00	6.50	6.26	22.26	28.76	0.00	0.00	0.00	6.20	22.20	28.70	57.46	

TOTAL  
57.46  
USE: 58.00

NOTES:

- DIMENSION "S" REPRESENTS AN INCREASE (+), OR A DECREASE (-) IN POLE LENGTH, RELATIVE TO THE ELEVATION OF THE EDGE OF TRAVEL LANE.
- FIELD VERIFICATIONS SHALL BE REQUIRED FOR ALL SUPPORTS, SEE (\*) ARTICLE 903-3. FABRICATORS SHALL BE AISC CERTIFIED IN CATEGORY 1, SEE (\*) ARTICLE 1072-1. (\*) = N.C.D.O.T. STANDARD SPECIFICATIONS FOR ROADS AND STRUCTURES
- PLAN LOCATIONS FOR EXISTING UTILITIES ARE BASED ON THE BEST AVAILABLE INFORMATION AND, THEREFORE MAY NOT BE PRECISELY ACCURATE. THEREFORE, IT IS INCUMBENT UPON THE CONTRACTOR TO DETERMINE THE EXACT LOCATION OF UTILITIES BEFORE BEGINNING WORK IN A LOCATION.




**HNTB**  
 HNTB NORTH CAROLINA, P.C.  
 343 E. Six Forks Road, Suite 200  
 Raleigh, North Carolina 27609  
 NC License No: C-1554  
 (919) 546-8997

**TYPE A AND TYPE B  
GROUND MOUNTED SIGNS**



APPROVED: Andrew D. Klinckisch  
E-3078F8459E448  
 DATE: 9/2/2021



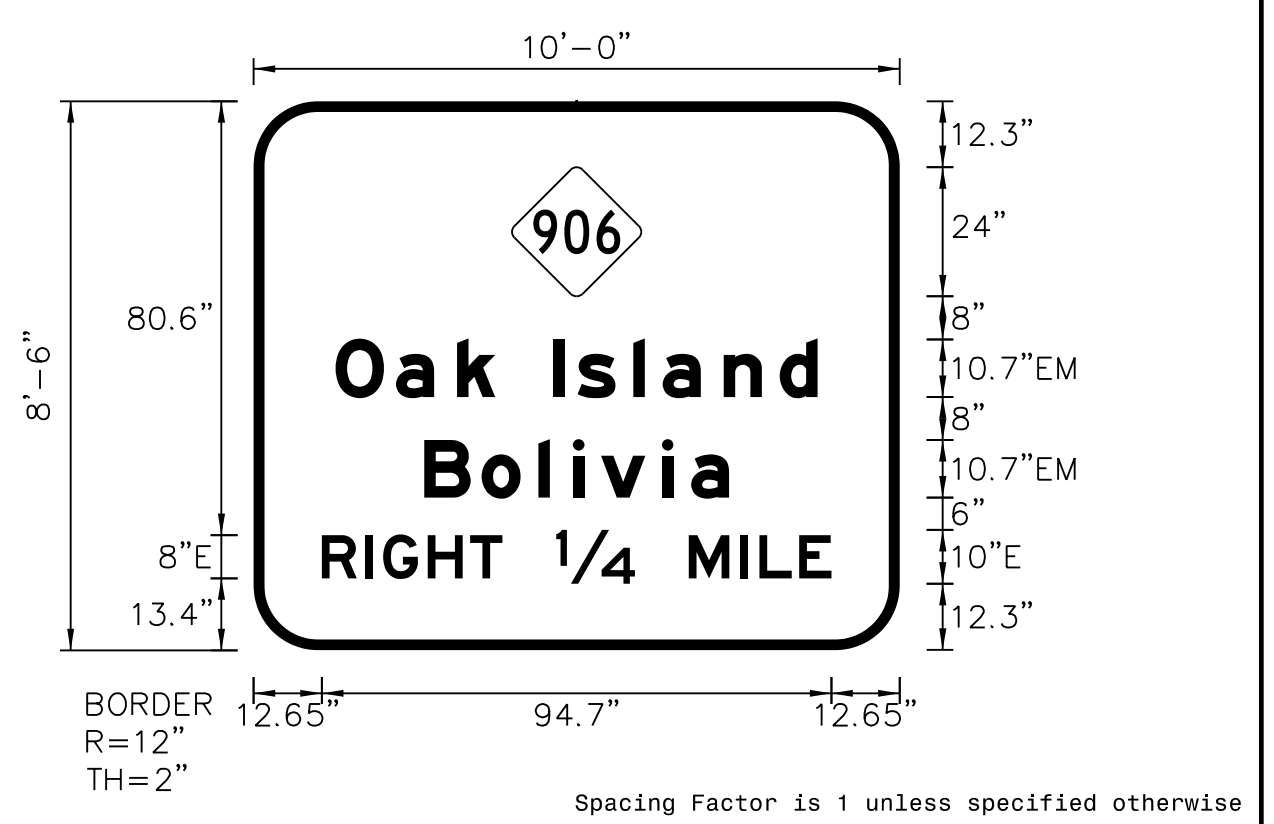
**DOCUMENT NOT CONSIDERED FINAL  
UNLESS ALL SIGNATURES COMPLETED**

SIGN NUMBER: 101  
 TYPE: A  
 QUANTITY: 1  
 SIGN WIDTH: 10'-0"  
 HEIGHT: 8'-6"  
 TOTAL AREA: 85.0 Sq.Ft.  
 BORDER TYPE: FLUSH  
 RECESS: 0"  
 WIDTH: 2"  
 RADII: 12"  
 NO. Z BARS: 3  
 LENGTH: 112.0

SYMBOL	X	Y	WID	HT
M1-5-3-24-80	48	65.7	24	24

MAT'L: 0.125" ALUMINUM

DESIGN BY: NKV  
 PROJECT ID: R-5021  
 CHECKED BY: TRT/ADK  
 DIV: 03  
 DATE: April 2018



- NOTES:
- Legend and border shall be direct applied Grade C reflective sheeting.
  - Shield shall be Grade C reflective sheeting on 0.032" aluminum and demountable.
  - Background shall be Grade C reflective sheeting.
  - Proposed support spacing is 7.50'.

LETTER POSITIONS

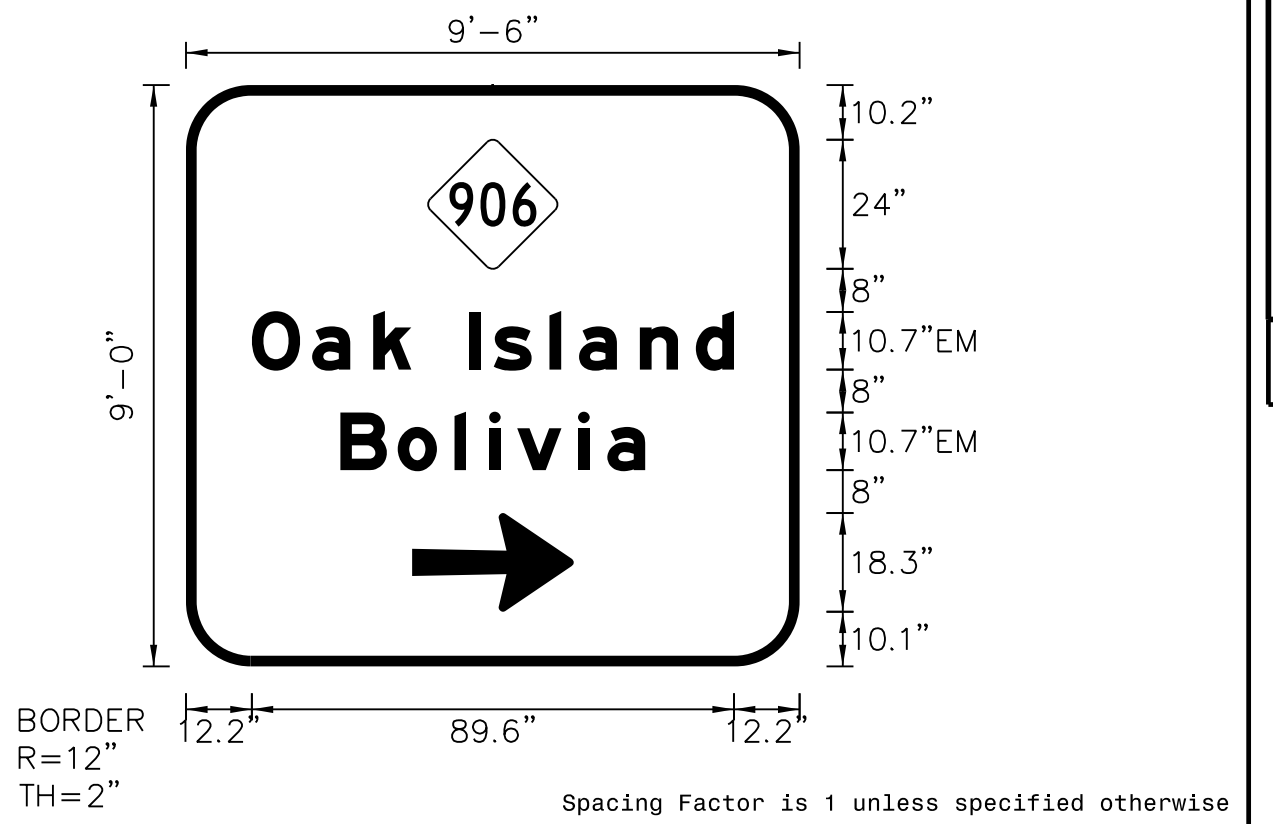
Letter spacings are to start of next letter													Series/Size Text Length
15.2	11.2	11.3	7.1	10.7	4.6	10.4	5.5	11.3	10.4	7.1	15.2		EM 2000
													89.6
													EM 2000
31.7	10.7	10.6	6.4	5.2	11.3	5.4	7	31.7					56.7
													EM 2000
													56.7
													EM 2000
12.7	8.1	3.3	8.3	7.8	6	10	14.7	10	9.6	3.5	7.4	6	12.7
													94.7

SIGN NUMBER: 102,104  
 TYPE: A  
 QUANTITY: 2  
 SIGN WIDTH: 9'-6"  
 HEIGHT: 9'-0"  
 TOTAL AREA: 85.5 Sq.Ft.  
 BORDER TYPE: FLUSH  
 RECESS: 0"  
 WIDTH: 2"  
 RADII: 12"  
 NO. Z BARS: 3  
 LENGTH: 106.0

SYMBOL	X	Y	WID	HT
M1-5-3-24-80	45	73.8	24	24
Type A Arrow	42	10.2	18.3	30

MAT'L: 0.125" ALUMINUM

DESIGN BY: NKV  
 PROJECT ID: R-5021  
 CHECKED BY: TRT/ADK  
 DIV: 03  
 DATE: April 2018



- NOTES:
- Legend and border shall be direct applied Grade C reflective sheeting.
  - Arrow and shield shall be Grade C reflective sheeting on 0.032" aluminum and demountable.
  - Background shall be Grade C reflective sheeting.
  - Proposed support spacing is 7.50'.

LETTER POSITIONS

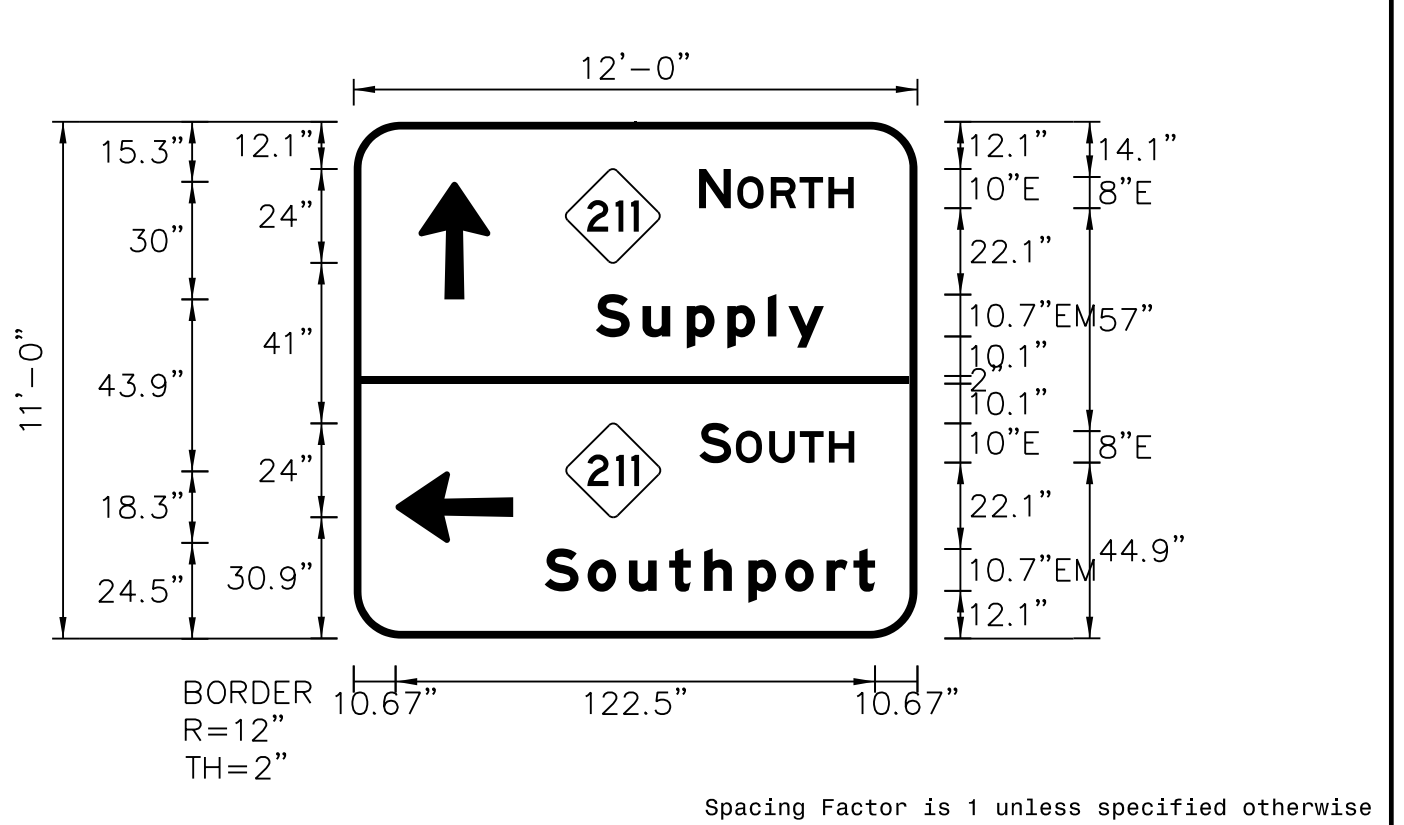
Letter spacings are to start of next letter													Series/Size Text Length
12.2	11.2	11.3	7.1	10.7	4.6	10.4	5.5	11.3	10.4	7.1	12.2		EM 2000
													89.6
													EM 2000
28.7	10.7	10.6	6.4	5.2	11.3	5.4	7	28.7					56.7
													EM 2000
													56.7
													EM 2000
													56.7

SIGN NUMBER: 103  
 TYPE: A  
 QUANTITY: 1  
 SIGN WIDTH: 12'-0"  
 HEIGHT: 11'-0"  
 TOTAL AREA: 132.0 Sq.Ft.  
 BORDER TYPE: FLUSH  
 RECESS: 0"  
 WIDTH: 2"  
 RADII: 12"  
 NO. Z BARS: 3  
 LENGTH: 136.0

SYMBOL	X	Y	WID	HT
M1-5-3-24-80	54.2	95.9	24	24
Type A Arrow	16.6	86.6	18.3	30
M1-5-3-24-80	54.3	31	24	24
Type A Arrow	10.7	24.4	18.3	30

MAT'L: 0.125" ALUMINUM

DESIGN BY: NKV  
 PROJECT ID: R-5021  
 CHECKED BY: TRT/ADK  
 DIV: 03  
 DATE: April 2018



- NOTES:
- Legend and border shall be direct applied Grade C reflective sheeting.
  - Arrows and shields shall be Grade C reflective sheeting on 0.032" aluminum and demountable.
  - Background shall be Grade C reflective sheeting.
  - Proposed support spacing is 7.50'.

LETTER POSITIONS

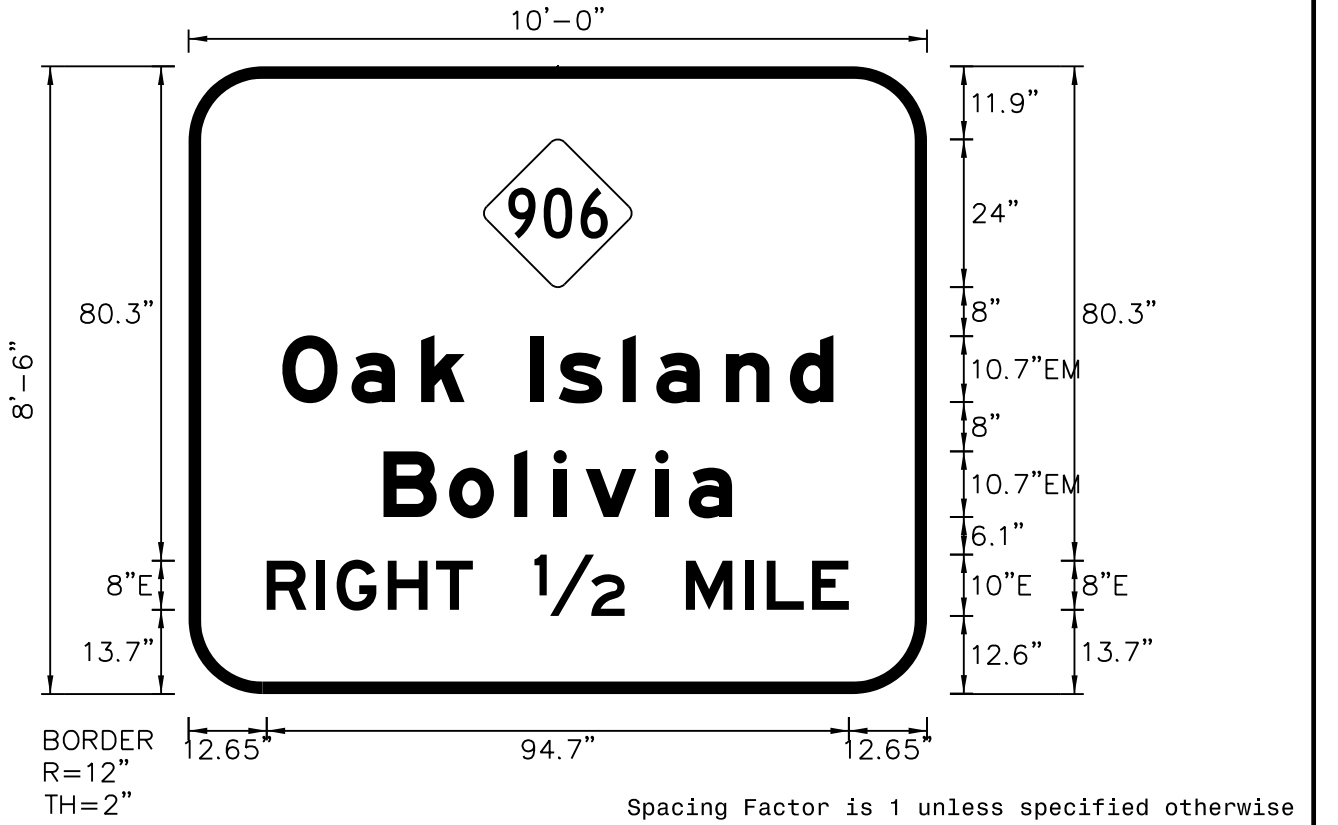
Letter spacings are to start of next letter													Series/Size Text Length
88.2	8.1	1.7	8.6	7.4	7.4	6.5	16.2						E 2000
													39.6
													EM 2000
61.9	12	11.3	10.3	10.3	5.2	9.1	23.9						58.3
													EM 2000
													58.3
													E 2000
88.3	8.1	1.2	8.6	7.8	7.4	6.5	16.1						39.5
													EM 2000
													39.5
													EM 2000
48.8	11	10.6	10.2	9	11.3	9.4	10.6	6.8	5.5	10.8			84.4

SIGN NUMBER: 105  
 TYPE: A  
 QUANTITY: 1  
 SIGN WIDTH: 10'-0"  
 HEIGHT: 8'-6"  
 TOTAL AREA: 85.0 Sq.Ft.  
 BORDER TYPE: FLUSH  
 RECESS: 0"  
 WIDTH: 2"  
 RADII: 12"  
 NO. Z BARS: 3  
 LENGTH: 112.0

SYMBOL	X	Y	WID	HT
M1-5-3-24-80	48	66.1	24	24

MAT'L: 0.125" ALUMINUM

DESIGN BY: NKV  
 PROJECT ID: R-5021  
 CHECKED BY: TRT/ADK  
 DIV: 03  
 DATE: April 2018




- NOTES:
- Legend and border shall be direct applied Grade C reflective sheeting.
  - Shield shall be Grade C reflective sheeting on 0.032" aluminum and demountable.
  - Background shall be Grade C reflective sheeting.
  - Proposed support spacing is 7.50'.

LETTER POSITIONS

Letter spacings are to start of next letter													Series/Size Text Length
15.2	11.2	11.3	7.1	10.7	4.6	10.4	5.5	11.3	10.4	7.1	15.2		EM 2000
													89.6
													EM 2000
31.7	10.7	10.6	6.4	5.2	11.3	5.4	7	31.7					56.7
													EM 2000
													56.7
													E 2000
12.7	8.1	3.3	8.3	7.8	6	10	14.7	10	9.6	3.5	7.4	6	12.7
													94.7

APPROVED: *Andrew D. Klinck*  
E-3078F9459E448  
 DATE: 9/2/2021



**DOCUMENT NOT CONSIDERED FINAL  
UNLESS ALL SIGNATURES COMPLETED**

SIGN NUMBER: 106,117      BACKG COLOR: Green  
 TYPE: A                      COPY COLOR: White  
 QUANTITY: 2

SYMBOL	X	Y	WID	HT
M1-5-3-24-80	58.9	66.6	24	24

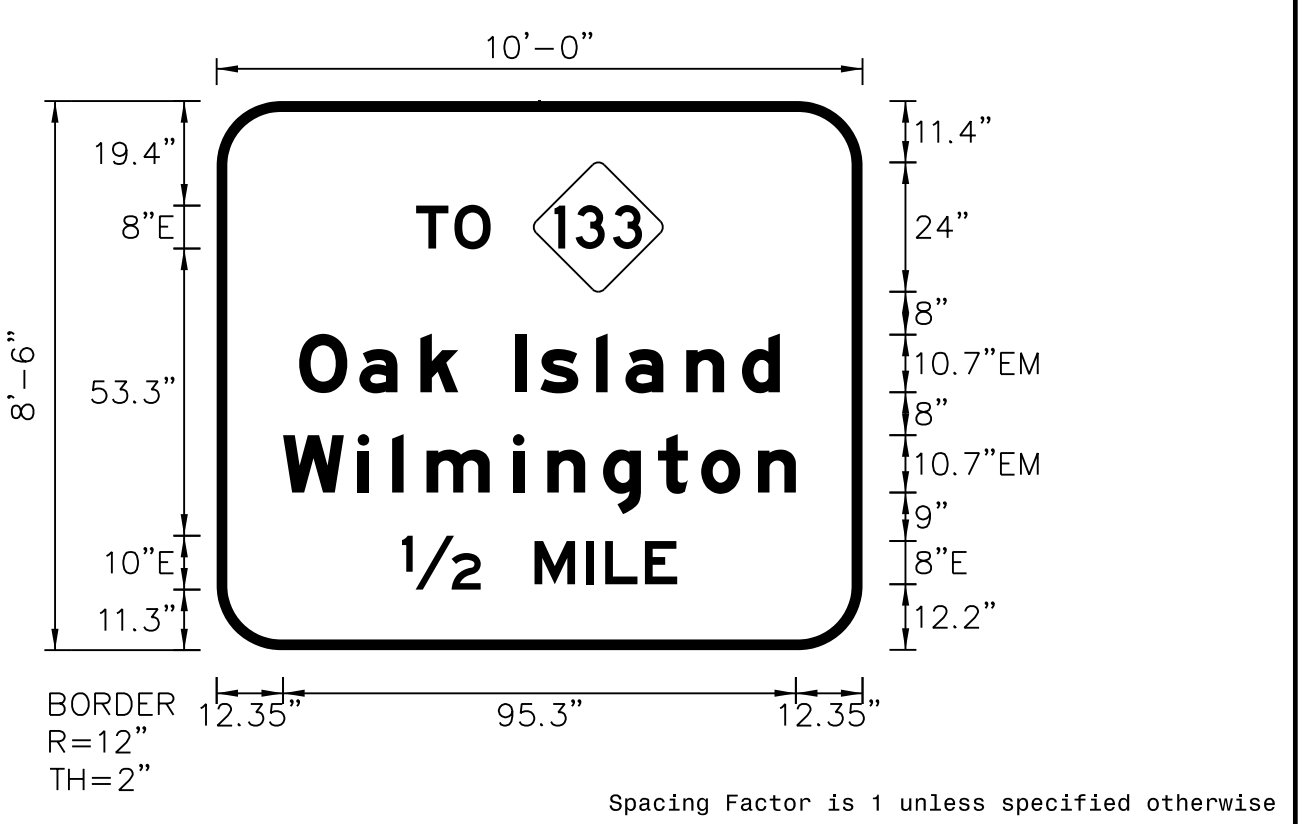
SIGN WIDTH: 10'-0"  
 HEIGHT: 8'-6"  
 TOTAL AREA: 85.0 Sq.Ft.

BORDER TYPE: FLUSH  
 RECESS: 0"  
 WIDTH: 2"  
 RADII: 12"

MAT'L: 0.125" ALUMINUM

NO. Z BARS: 3  
 LENGTH: 112.0

DESIGN BY: NKV                      CHECKED BY: TRT/ADK  
 PROJECT ID: R-5021                  DIV: 03                      DATE: April 2018



- NOTES:
- Legend and border shall be direct applied Grade C reflective sheeting.
  - Shield shall be Grade C reflective sheeting on 0.032" aluminum and demountable.
  - Background shall be Grade C reflective sheeting.
  - Proposed support spacing is 7.50'.

LETTER POSITIONS

Letter spacings are to start of next letter													Series/Size Text Length
37.1	7.1	6.7	69.1										E 2000 13.8
15.3	11.2	11.3	7	10.7	4.6	10.3	5.4	11.3	10.3	7	15.3		EM 2000 89.3
12.4	13.9	6.4	6.4	16	6.4	10.3	10.2	8	10.6	7	12.4		EM 2000 95.3
34.4	14.7	10	9.6	3.5	7.4	6	34.4						E 2000 51.1

SIGN NUMBER: 107                  BACKG COLOR: Green  
 TYPE: A                      COPY COLOR: White  
 QUANTITY: 1

SYMBOL	X	Y	WID	HT
M1-5-3-24-80	60.9	10	24	24

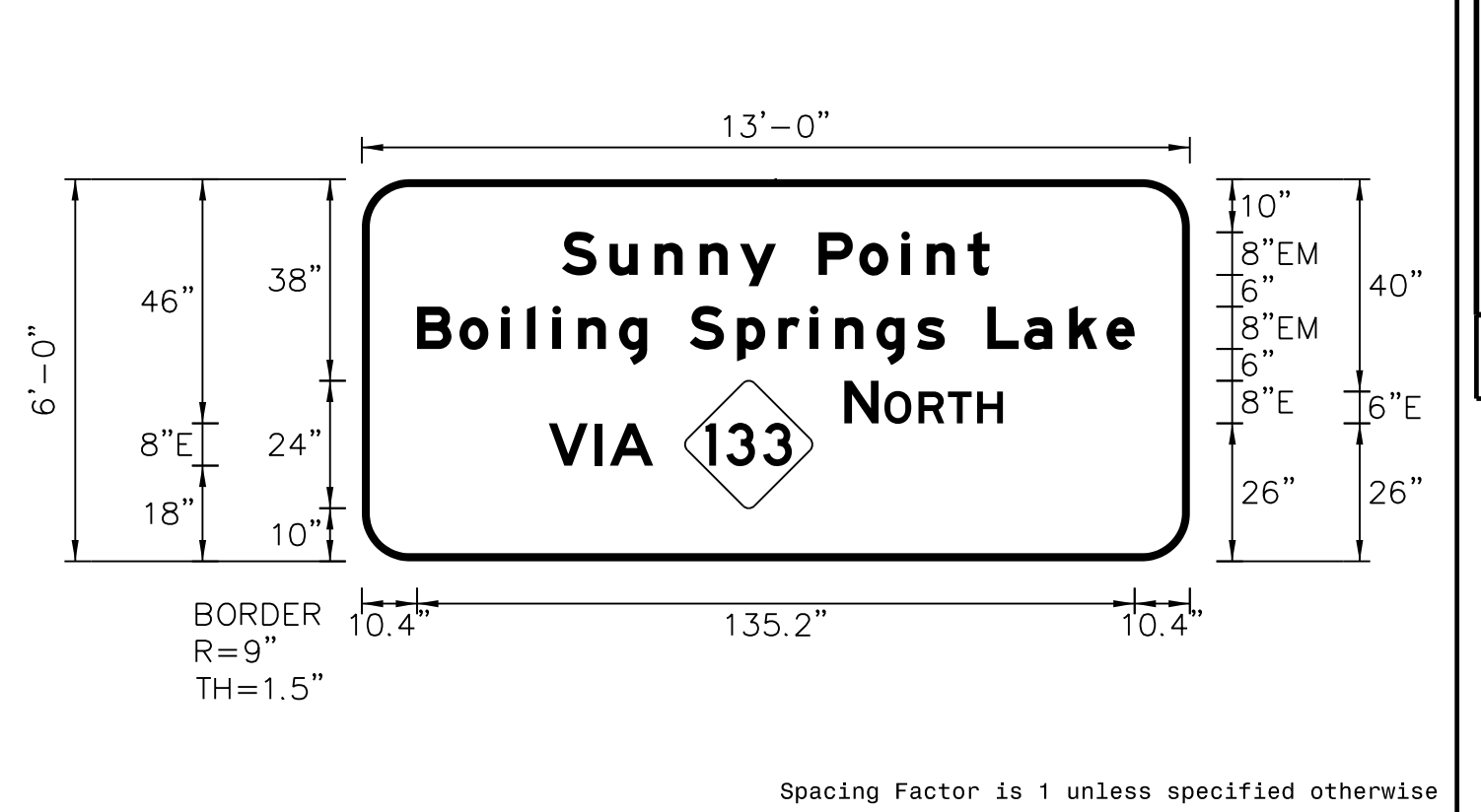
SIGN WIDTH: 13'-0"  
 HEIGHT: 6'-0"  
 TOTAL AREA: 78.0 Sq.Ft.

BORDER TYPE: FLUSH  
 RECESS: 0"  
 WIDTH: 1.5"  
 RADII: 9"

MAT'L: 0.125" ALUMINUM

NO. Z BARS: 2  
 LENGTH: 148.0

DESIGN BY: NKV                      CHECKED BY: TRT/ADK  
 PROJECT ID: R-5021                  DIV: 03                      DATE: April 2018



- NOTES:
- Legend and border shall be direct applied Grade C reflective sheeting.
  - Shield shall be Grade C reflective sheeting on 0.032" aluminum and demountable.
  - Background shall be Grade C reflective sheeting.

LETTER POSITIONS

Letter spacings are to start of next letter													Series/Size Text Length
37.7	9	8.5	8.5	7.6	6.8	8	7.7	7.9	4.8	7.7	4.2	37.7	EM 2000 80.6
10.4	8	7.9	4.8	4.8	4.8	7.8	5.3	8	9	7.8	5.9	4.8	EM 2000 135.2
90.9	6.5	1.1	6.4	5.5	5.5	4.9	35.2						E 2000 29.9
35.2	8.7	2.8	8.2	10.1									E 2000 19.7

SIGN NUMBER: 108                  BACKG COLOR: Green  
 TYPE: A                      COPY COLOR: White  
 QUANTITY: 1

SYMBOL	X	Y	WID	HT
M1-5-3-24-80	60.7	10	24	24

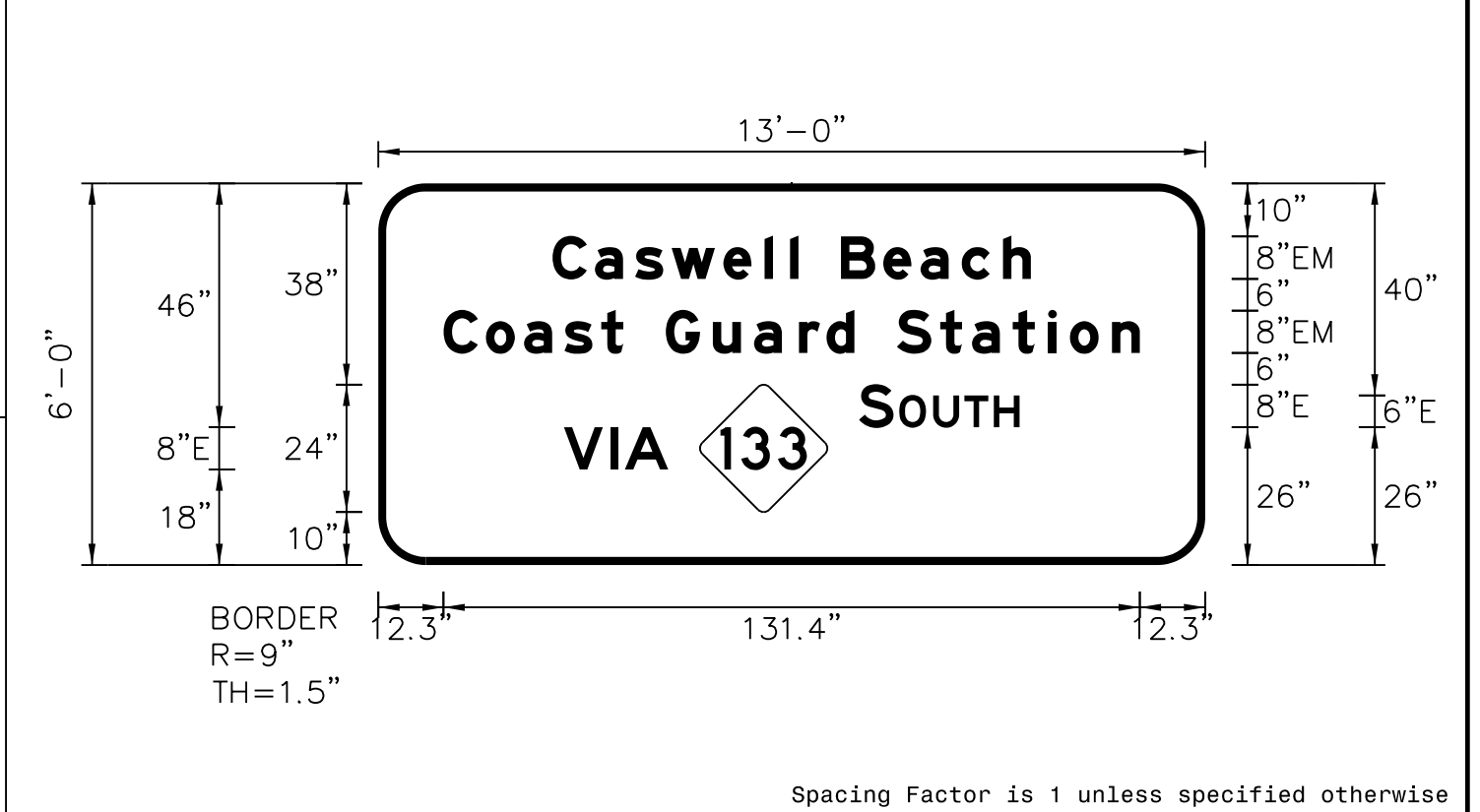
SIGN WIDTH: 13'-0"  
 HEIGHT: 6'-0"  
 TOTAL AREA: 78.0 Sq.Ft.

BORDER TYPE: FLUSH  
 RECESS: 0"  
 WIDTH: 1.5"  
 RADII: 9"

MAT'L: 0.125" ALUMINUM

NO. Z BARS: 2  
 LENGTH: 148.0

DESIGN BY: NKV                      CHECKED BY: TRT/ADK  
 PROJECT ID: R-5021                  DIV: 03                      DATE: April 2018



- NOTES:
- Legend and border shall be direct applied Grade C reflective sheeting.
  - Shield shall be Grade C reflective sheeting on 0.032" aluminum and demountable.
  - Background shall be Grade C reflective sheeting.

LETTER POSITIONS

Letter spacings are to start of next letter													Series/Size Text Length
32.9	8	7.6	7	9.8	7.8	4.8	1.6	8	7	7.8	7.8	5.3	EM 2000 90.2
12.3	8	7.2	7.6	7	4.2	8	8.9	7.8	8.5	5.2	5.3	8	EM 2000 131.4
90.7	6.5	1.1	6.4	5.9	5.5	4.9	35						E 2000 30.3
35	8.7	2.8	8.2	10.1									E 2000 19.7

SIGN NUMBER: 109                  BACKG COLOR: Green  
 TYPE: A                      COPY COLOR: White  
 QUANTITY: 1

SYMBOL	X	Y	WID	HT
Type A Arrow	13	107.4	18.3	30
M1-5-3-24-80	64.6	106.9	24	24
M1-5-3-24-80	20.9	29.8	24	24
Type A Arrow	119	30.3	18.3	30

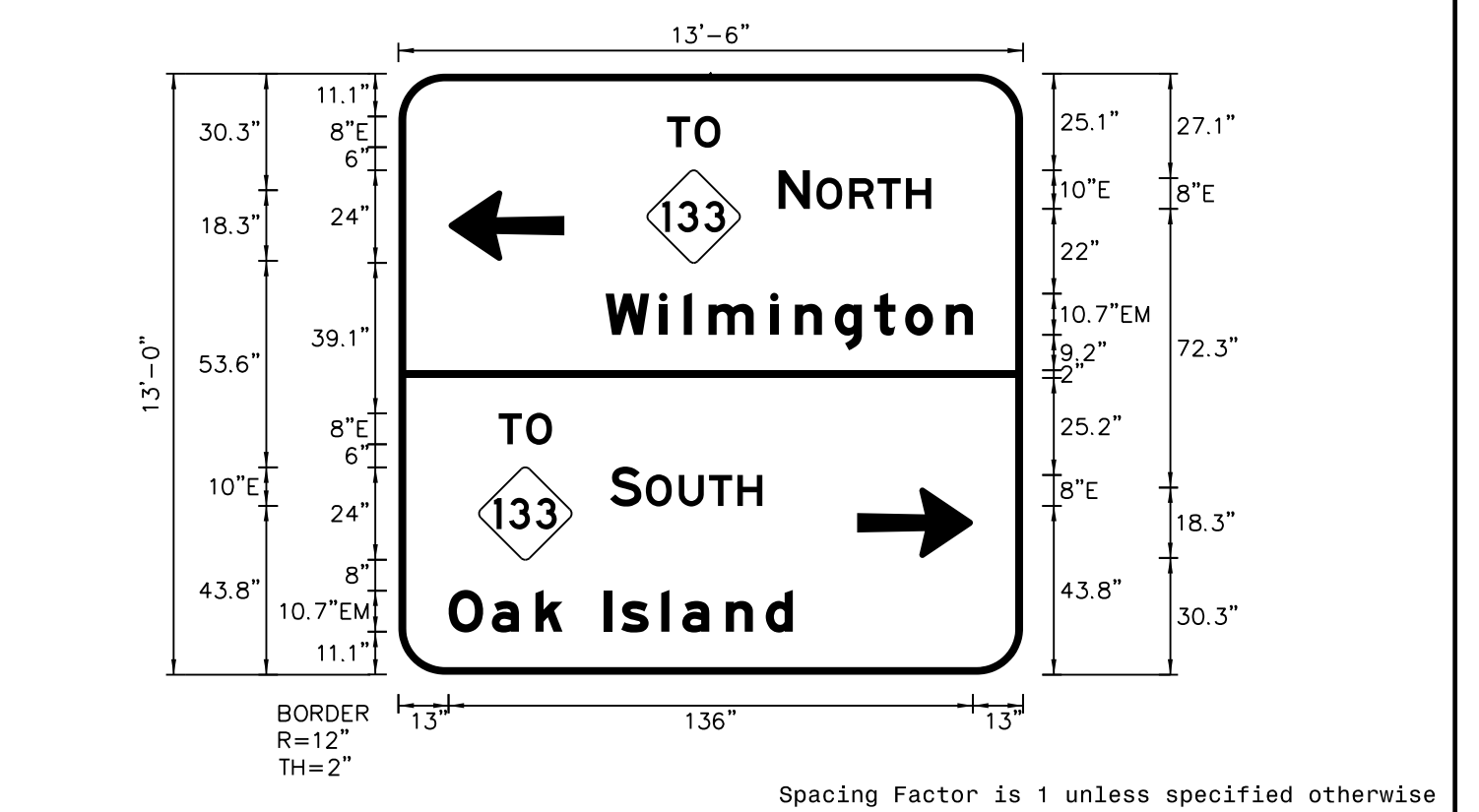
SIGN WIDTH: 13'-6"  
 HEIGHT: 13'-0"  
 TOTAL AREA: 175.5 Sq.Ft.

BORDER TYPE: FLUSH  
 RECESS: 0"  
 WIDTH: 2"  
 RADII: 12"

MAT'L: 0.125" ALUMINUM

NO. Z BARS: 4  
 LENGTH: 154.0

DESIGN BY: JTT                      CHECKED BY: TRT/ADK  
 PROJECT ID: R-5021                  DIV: 03                      DATE: April 2018



- NOTES:
- Legend and border shall be direct applied Grade C reflective sheeting.
  - Arrows and shields shall be Grade C reflective sheeting on 0.032" aluminum and demountable.
  - Background shall be Grade C reflective sheeting.

LETTER POSITIONS

Letter spacings are to start of next letter													Series/Size Text Length
69.7	7.1	6.7	78.5										E 2000 13.8
98.6	8.1	1.7	8.6	7.4	7.4	6.5	23.9						E 2000 39.6
53.7	13.9	6.4	6.4	16	6.4	10.3	10.2	8	10.6	7	13		EM 2000 95.3
26	7.1	6.7	122.2										E 2000 13.8
54.9	8.1	1.2	8.6	7.8	7.4	6.5	67.6						E 2000 39.5
13	11.2	11.3	7	10.7	4.6	10.3	5.4	11.3	10.3	7	59.7		EM 2000 89.3









APPROVED: Andrew D. Klinckisch  
E-3078F9459E448

DATE: 9/2/2021

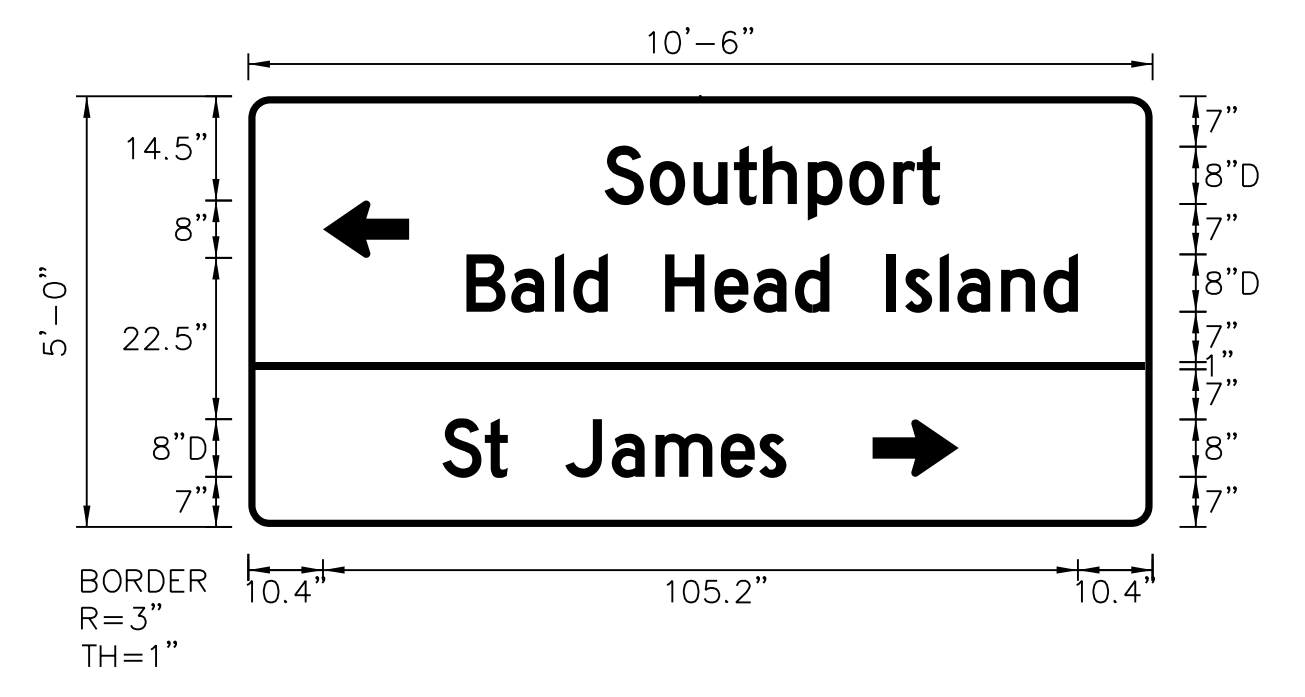


**DOCUMENT NOT CONSIDERED FINAL  
UNLESS ALL SIGNATURES COMPLETED**

SIGN NUMBER: 119  
 TYPE: A  
 QUANTITY: 1  
 SIGN WIDTH: 10'-6"  
 HEIGHT: 5'-0"  
 TOTAL AREA: 52.5 Sq.Ft.  
 BORDER TYPE: FLUSH  
 RECESS: 0"  
 WIDTH: 1"  
 RADII: 3"  
 NO. Z BARS: 2  
 LENGTH: 118.0

SYMBOL	X	Y	WID	HT
Type D Arrow	10.4	37.5	8	12
Type D Arrow	87	7	8	12

DESIGN BY: NKV  
 PROJECT ID: R-5021  
 CHECKED BY: TRT/ADK  
 DIV: 03  
 DATE: April 2018



NOTES:  
 1. Legend and border shall be direct applied Grade C reflective sheeting.  
 2. Background shall be Grade C reflective sheeting.  
 3. Proposed support spacing is 7.50'.

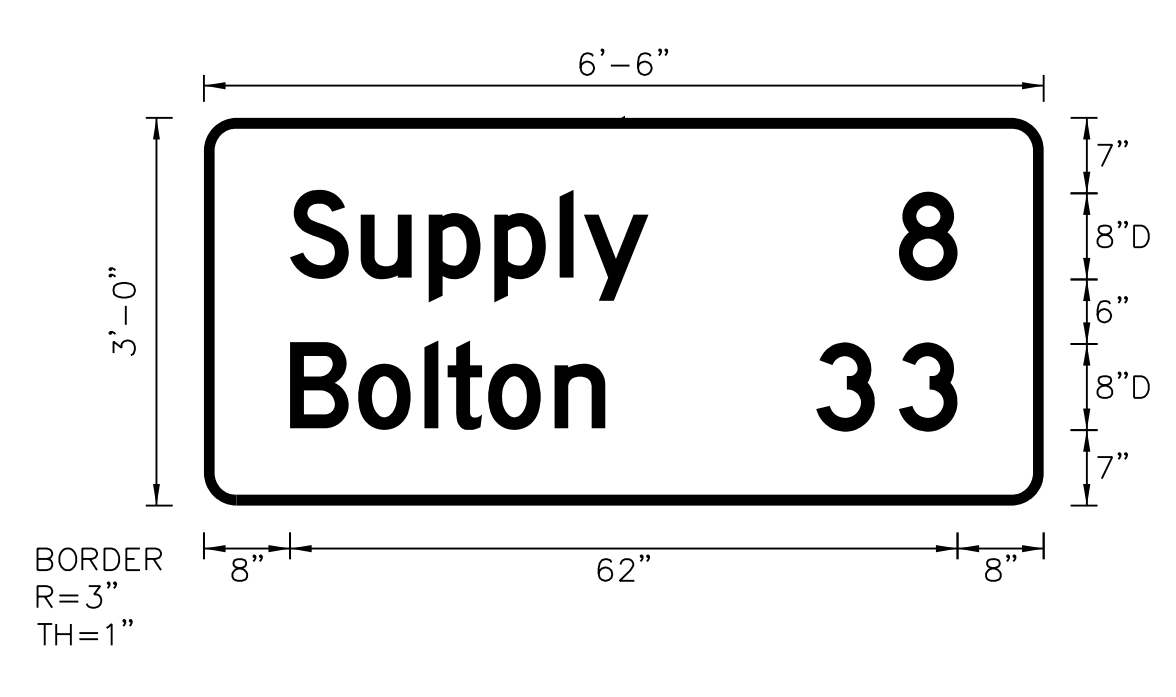
LETTER POSITIONS

Letter spacings are to start of next letter													Series/Size Text Length						
49.6	6.3	6.1	5.6	4.1	6.2	5.8	6.2	3.3	3.2	29.6			D 2000	46.7					
30.4	6.2	6.1	2.6	4.8	8	6.9	5.4	5.8	4.8	8	2.6	4.8	2.5	6.1	5.9	4.8	10.4	D 2000	85.2
27	5.9	3.2	8	6.5	6.1	9.1	5.4	3.8	51									D 2000	47.9

SIGN NUMBER: 301  
 TYPE: D  
 QUANTITY: 1  
 SIGN WIDTH: 6'-6"  
 HEIGHT: 3'-0"  
 TOTAL AREA: 19.5 Sq.Ft.  
 BORDER TYPE: FLUSH  
 RECESS: 0"  
 WIDTH: 1"  
 RADII: 3"  
 NO. Z BARS: N/A  
 LENGTH: N/A

SYMBOL	X	Y	WID	HT
Type D Arrow	12.4	25.2	8	12
Type D Arrow	53.6	6.8	8	12

DESIGN BY: NKV  
 PROJECT ID: R-5021  
 CHECKED BY: TRT/ADK  
 DIV: 03  
 DATE: April 2018



NOTES:  
 1. Legend and border shall be direct applied Grade C reflective sheeting.  
 2. Background shall be Grade C reflective sheeting.

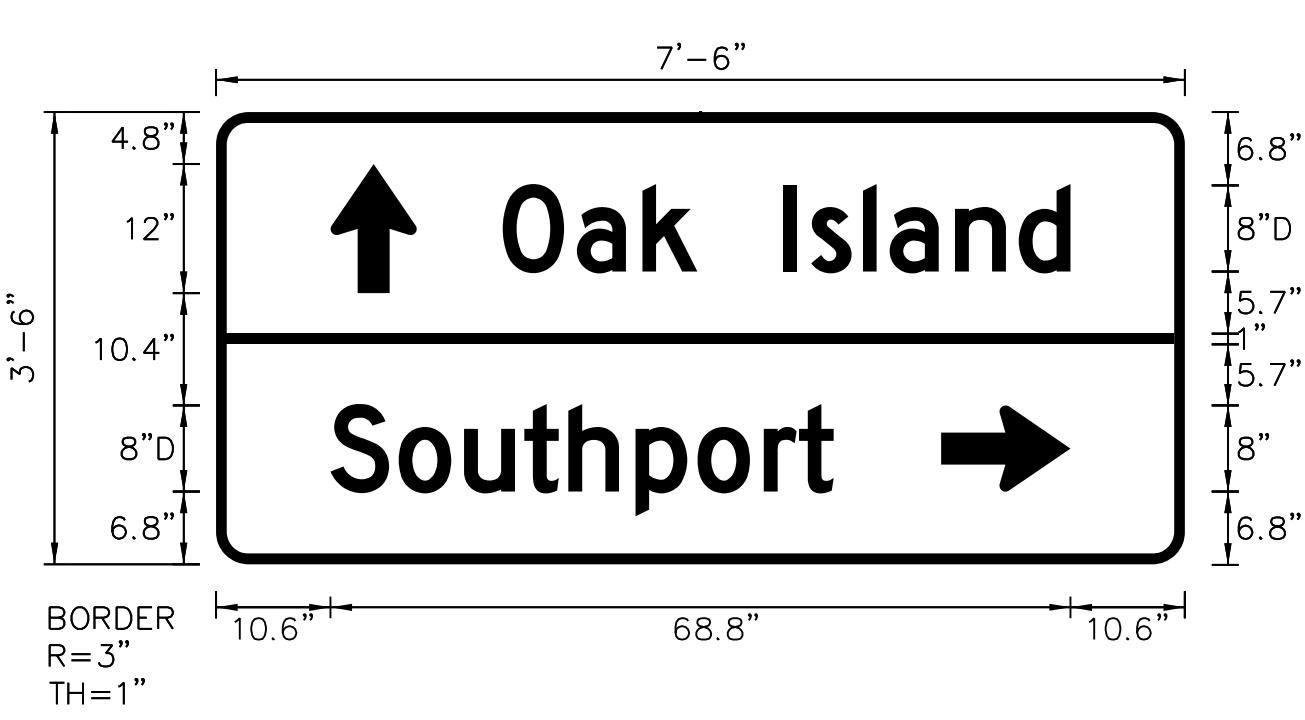
LETTER POSITIONS

Letter spacings are to start of next letter													Series/Size Text Length	
8	6.6	6.3	6.1	6.1	2.2	6	36.7						D 2000	33.3
64.6	5.4	8											D 2000	5.4
8	6.3	6.2	2.2	3.8	6.2	4.7	40.7						D 2000	29.3
3	3												D 2000	13.1
56.9	7.7	5.4	8											

SIGN NUMBER: 302  
 TYPE: D  
 QUANTITY: 1  
 SIGN WIDTH: 7'-6"  
 HEIGHT: 3'-6"  
 TOTAL AREA: 26.3 Sq.Ft.  
 BORDER TYPE: FLUSH  
 RECESS: 0"  
 WIDTH: 1"  
 RADII: 3"  
 NO. Z BARS: N/A  
 LENGTH: N/A

SYMBOL	X	Y	WID	HT
Type D Arrow	10.6	25.2	8	12
Type D Arrow	67.4	6.7	8	12

DESIGN BY: NKV  
 PROJECT ID: R-5021  
 CHECKED BY: TRT/ADK  
 DIV: 03  
 DATE: April 2018



NOTES:  
 1. Legend and border shall be direct applied Grade C reflective sheeting.  
 2. Background shall be Grade C reflective sheeting.  
 3. Sign mounted on three "U"-channel posts.

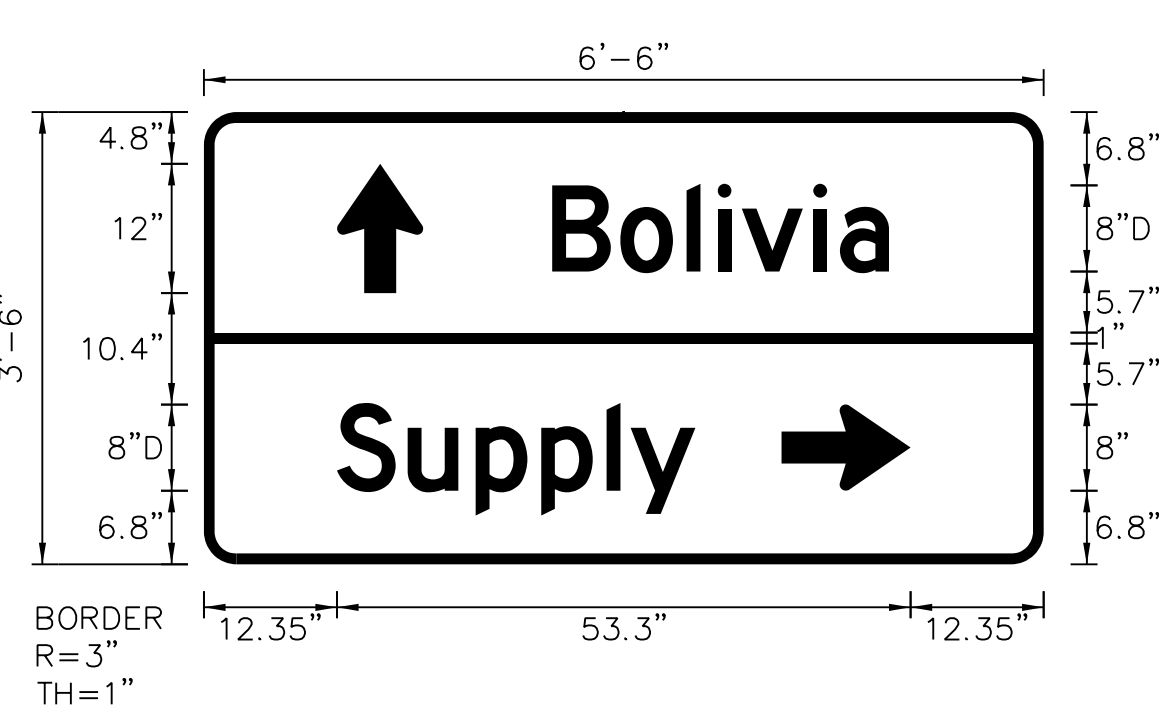
LETTER POSITIONS

Letter spacings are to start of next letter													Series/Size Text Length	
26.6	6.9	6.1	5.1	8	2.6	4.8	2.5	6.1	5.9	4.8	10.6		D 2000	52.7
10.6	6.3	6.1	5.6	4.1	6.2	5.8	6.2	3.3	3.2	32.6			D 2000	46.7

SIGN NUMBER: 303  
 TYPE: D  
 QUANTITY: 1  
 SIGN WIDTH: 6'-6"  
 HEIGHT: 3'-6"  
 TOTAL AREA: 22.8 Sq.Ft.  
 BORDER TYPE: FLUSH  
 RECESS: 0"  
 WIDTH: 1"  
 RADII: 3"  
 NO. Z BARS: N/A  
 LENGTH: N/A

SYMBOL	X	Y	WID	HT
Type D Arrow	12.4	25.2	8	12
Type D Arrow	53.6	6.8	8	12

DESIGN BY: NKV  
 PROJECT ID: R-5021  
 CHECKED BY: TRT/ADK  
 DIV: 03  
 DATE: April 2018




NOTES:  
 1. Legend and border shall be direct applied Grade C reflective sheeting.  
 2. Background shall be Grade C reflective sheeting.

LETTER POSITIONS

Letter spacings are to start of next letter													Series/Size Text Length	
32.4	6.3	6.2	2.9	2.2	6.6	2.5	4.6	14.4					D 2000	31.3
12.4	6.6	6.3	6.1	6.1	2.2	6	32.4						D 2000	33.3

APPROVED: Andrew D. Klinckisch  
E3078F9459E448

DATE: 9/2/2021



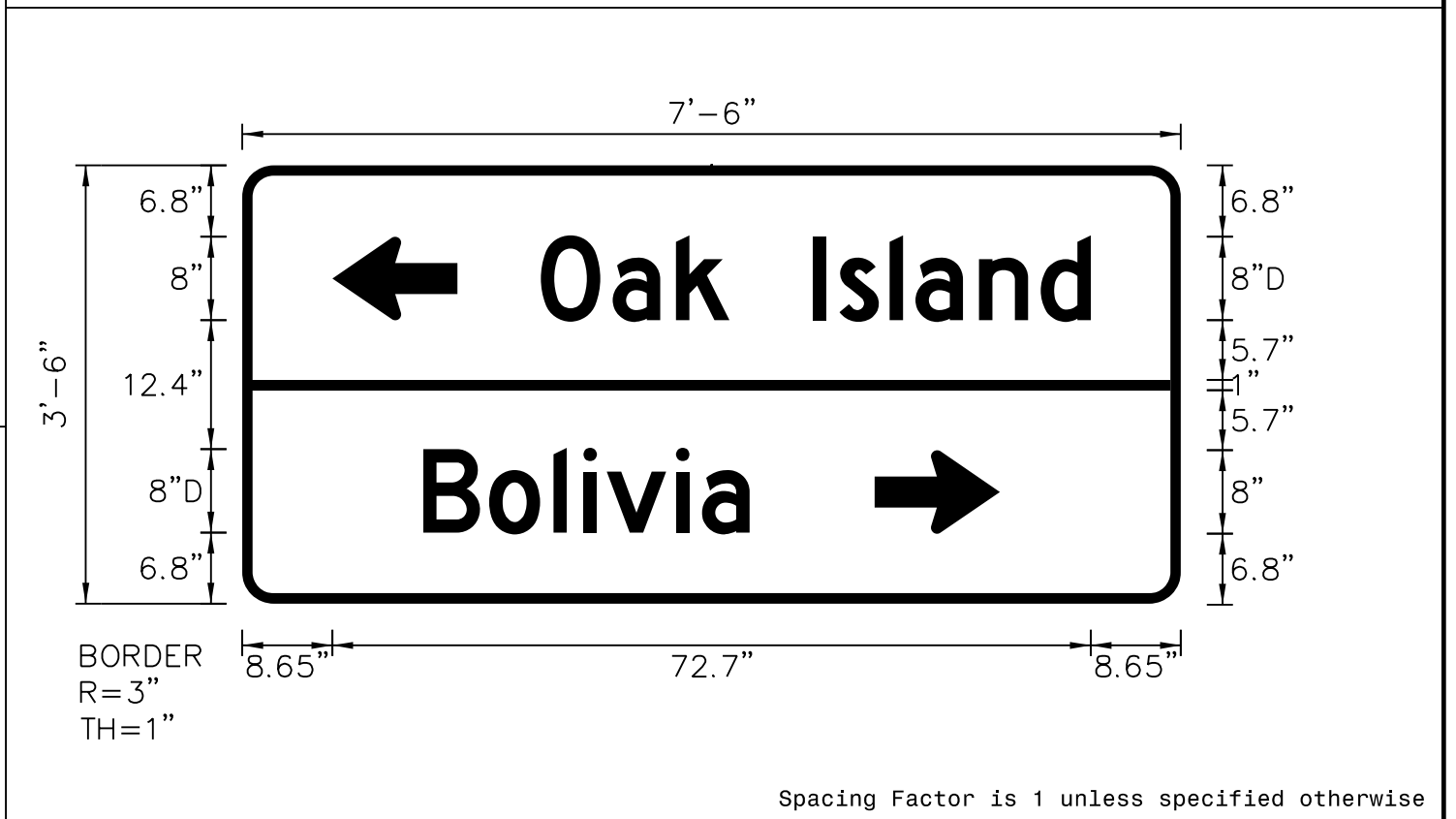
**DOCUMENT NOT CONSIDERED FINAL  
UNLESS ALL SIGNATURES COMPLETED**

SIGN NUMBER: 304  
 TYPE: D  
 QUANTITY: 1  
 SIGN WIDTH: 7'-6"  
 HEIGHT: 3'-6"  
 TOTAL AREA: 26.3 Sq.Ft.  
 BORDER TYPE: FLUSH  
 RECESS: 0"  
 WIDTH: 1"  
 RADII: 3"  
 NO. Z BARS: N/A  
 LENGTH: N/A

SYMBOL	X	Y	WID	HT
Type D Arrow	8.6	27.2	8	12
Type D Arrow	60.6	6.7	8	12

MAT'L: 0.125" ALUMINUM

DESIGN BY: NKV  
 PROJECT ID: R-5021  
 CHECKED BY: TRT/ADK  
 DIV: 03  
 DATE: April 2018



NOTES:  
 1. Legend and border shall be direct applied Grade C reflective sheeting.  
 2. Background shall be Grade C reflective sheeting.

LETTER POSITIONS

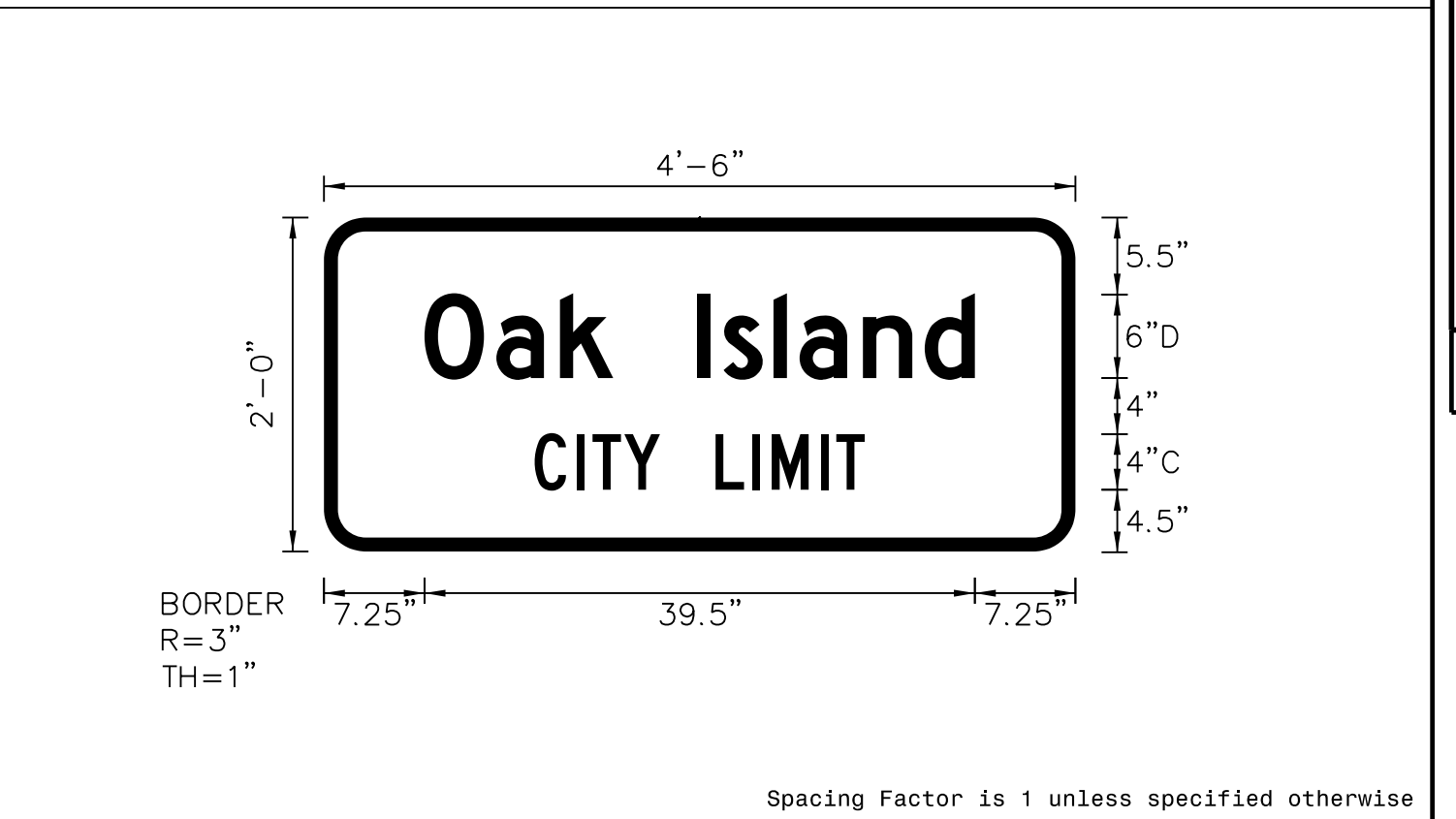
Letter spacings are to start of next letter													Series/Size Text Length
	O	a	k	l	s	i	a	n	d				D 2000
28.6	6.9	6.1	5.1	8	2.6	4.8	2.5	6.1	5.9	4.8	8.6		52.7
	B	o	l	i	v	i	a						D 2000
17.4	6.3	6.2	2.9	2.2	6.6	2.5	4.6	41.4					31.3

SIGN NUMBER: 305,309  
 TYPE: D  
 QUANTITY: 1  
 SIGN WIDTH: 4'-6"  
 HEIGHT: 2'-0"  
 TOTAL AREA: 9.0 Sq.Ft.  
 BORDER TYPE: FLUSH  
 RECESS: 0"  
 WIDTH: 1"  
 RADII: 3"  
 NO. Z BARS: N/A  
 LENGTH: N/A

SYMBOL	X	Y	WID	HT
Type D Arrow	17.4	27.2	8	12
Type D Arrow	69.4	6.7	8	12

MAT'L: 0.125" ALUMINUM

DESIGN BY: NKV  
 PROJECT ID: R-5021  
 CHECKED BY: TRT/ADK  
 DIV: 03  
 DATE: April 2018



NOTES:  
 1. Legend and border shall be direct applied Grade C reflective sheeting.  
 2. Background shall be Grade C reflective sheeting.

LETTER POSITIONS

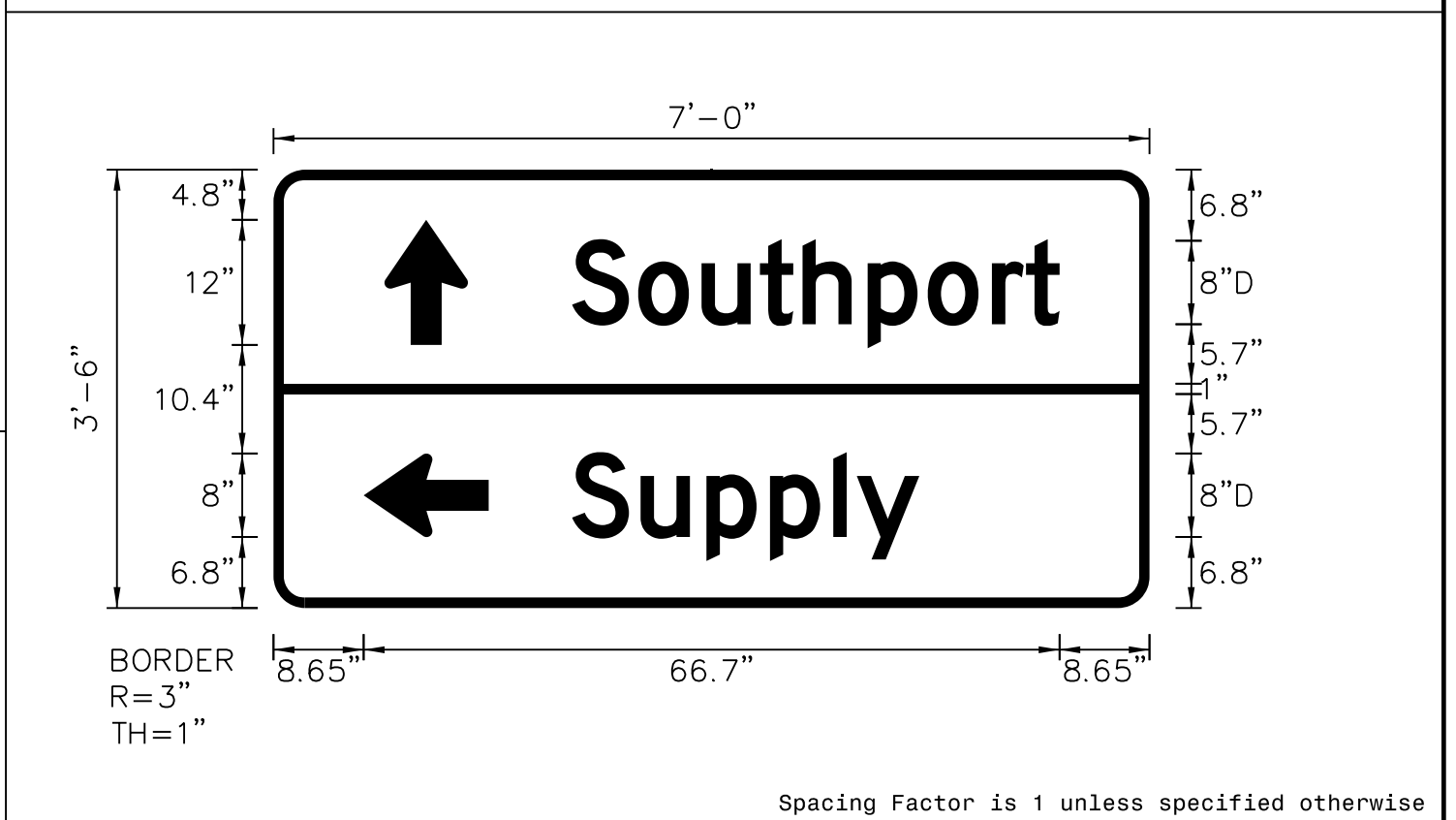
Letter spacings are to start of next letter													Series/Size Text Length
	O	a	k	l	s	i	a	n	d				D 2000
7.2	5.2	4.6	3.8	6	1.9	3.6	1.9	4.6	4.4	3.6	7.2		39.5
	C	I	T	Y	L	I	M	I	T				C 2000
15.1	3	1.1	2.3	2.6	4	2.6	1.4	3.5	1.1	2	15.1		23.7

SIGN NUMBER: 306  
 TYPE: D  
 QUANTITY: 1  
 SIGN WIDTH: 7'-0"  
 HEIGHT: 3'-6"  
 TOTAL AREA: 24.5 Sq.Ft.  
 BORDER TYPE: FLUSH  
 RECESS: 0"  
 WIDTH: 1"  
 RADII: 3"  
 NO. Z BARS: N/A  
 LENGTH: N/A

SYMBOL	X	Y	WID	HT
Type D Arrow	10.6	25.2	8	12
Type D Arrow	8.6	6.8	8	12

MAT'L: 0.125" ALUMINUM

DESIGN BY: NKV  
 PROJECT ID: R-5021  
 CHECKED BY: TRT/ADK  
 DIV: 03  
 DATE: April 2018



NOTES:  
 1. Legend and border shall be direct applied Grade C reflective sheeting.  
 2. Background shall be Grade C reflective sheeting.

LETTER POSITIONS

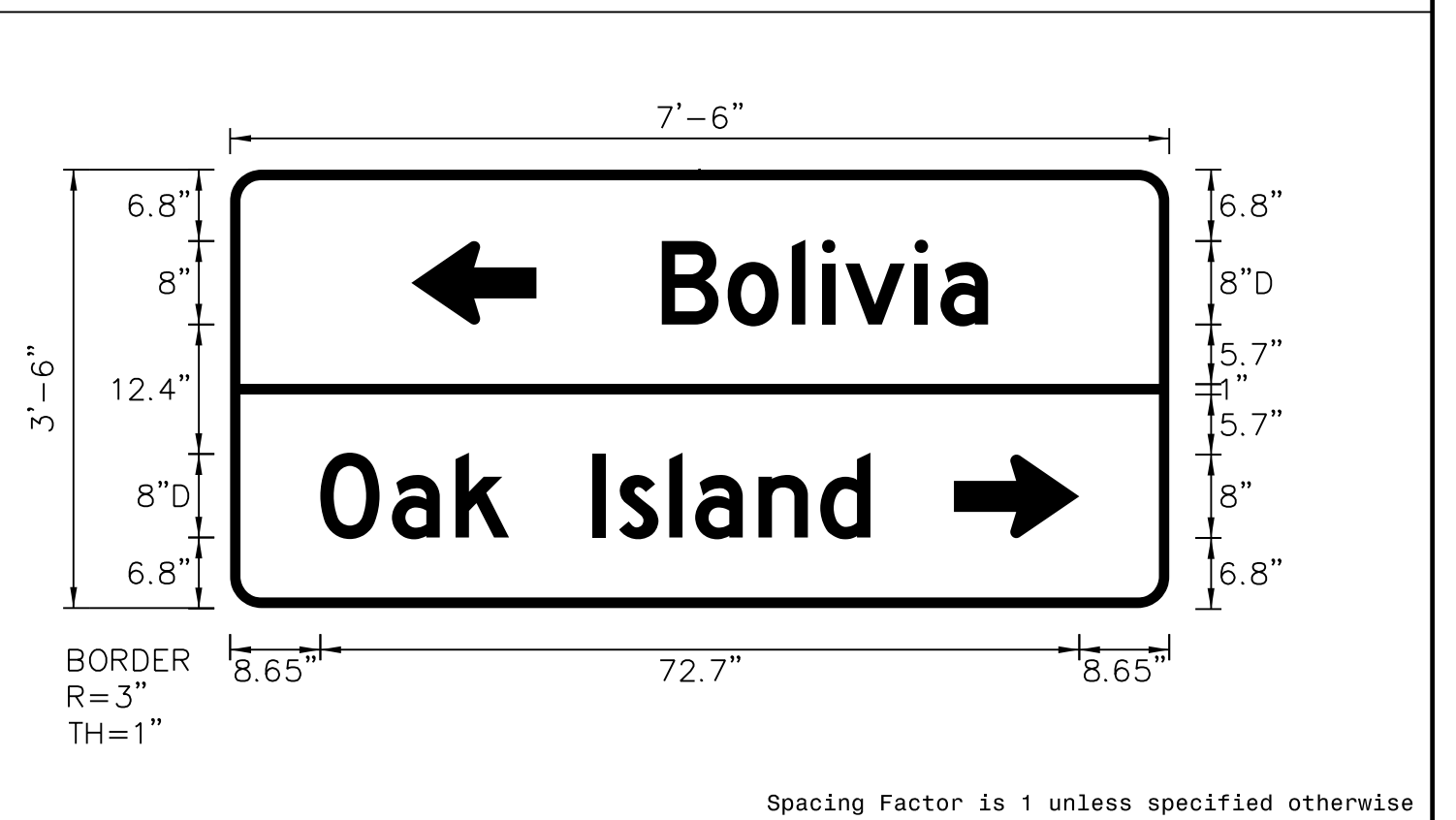
Letter spacings are to start of next letter													Series/Size Text Length
	S	o	u	t	h	p	o	r	t				D 2000
28.6	6.3	6.1	5.6	4.1	6.2	5.8	6.2	3.3	3.2	8.6			46.7
	S	u	p	p	l	y							D 2000
28.6	6.6	6.3	6.1	6.1	2.2	6	22.1						33.3

SIGN NUMBER: 307  
 TYPE: D  
 QUANTITY: 1  
 SIGN WIDTH: 7'-6"  
 HEIGHT: 3'-6"  
 TOTAL AREA: 26.3 Sq.Ft.  
 BORDER TYPE: FLUSH  
 RECESS: 0"  
 WIDTH: 1"  
 RADII: 3"  
 NO. Z BARS: N/A  
 LENGTH: N/A

SYMBOL	X	Y	WID	HT
Type D Arrow	17.4	27.2	8	12
Type D Arrow	69.4	6.7	8	12

MAT'L: 0.125" ALUMINUM

DESIGN BY: NKV  
 PROJECT ID: R-5021  
 CHECKED BY: TRT/ADK  
 DIV: 03  
 DATE: April 2018



NOTES:  
 1. Legend and border shall be direct applied Grade C reflective sheeting.  
 2. Background shall be Grade C reflective sheeting.

LETTER POSITIONS

Letter spacings are to start of next letter													Series/Size Text Length
	B	o	l	i	v	i	a						D 2000
41.4	6.3	6.2	2.9	2.2	6.6	2.5	4.6	17.4					31.3
	O	a	k	l	s	i	a	n	d				D 2000
8.6	6.9	6.1	5.1	8	2.6	4.8	2.5	6.1	5.9	4.8	28.6		52.7



APPROVED: Andrew D. Klinckisch  
E-3078F8459E448

DATE: 9/2/2021



**DOCUMENT NOT CONSIDERED FINAL  
UNLESS ALL SIGNATURES COMPLETED**

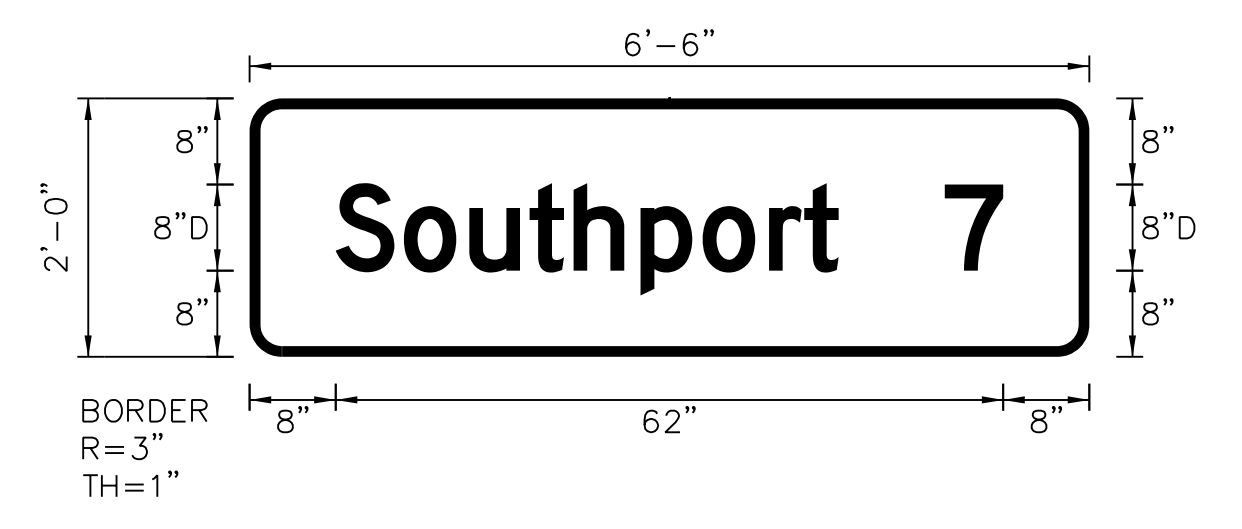
SIGN NUMBER: 308  
 TYPE: D  
 QUANTITY: 1  
 SIGN WIDTH: 6'-6"  
 HEIGHT: 2'-0"  
 TOTAL AREA: 13.0 Sq.Ft.  
 BORDER TYPE: FLUSH  
 RECESS: 0"  
 WIDTH: 1"  
 RADII: 3"  
 NO. Z BARS: N/A  
 LENGTH: N/A

BACKG COLOR: Green  
 COPY COLOR: White

SYMBOL	X	Y	WID	HT

MAT'L: 0.125" ALUMINUM

DESIGN BY: NKV  
 PROJECT ID: R-5021  
 CHECKED BY: TRT/ADK  
 DIV: 03  
 DATE: April 2018



Spacing Factor is 1 unless specified otherwise

NOTES:  
 1. Legend and border shall be direct applied Grade C reflective sheeting.  
 2. Background shall be Grade C reflective sheeting.

LETTER POSITIONS

Letter spacings are to start of next letter													Series/Size Text Length
S	o	u	t	h	p	o	r	t					D 2000
8	6.3	6.1	5.6	4.1	6.2	5.8	6.2	3.3	3.2	23.3			46.7
7													D 2000
64.6	5.4	8											5.4

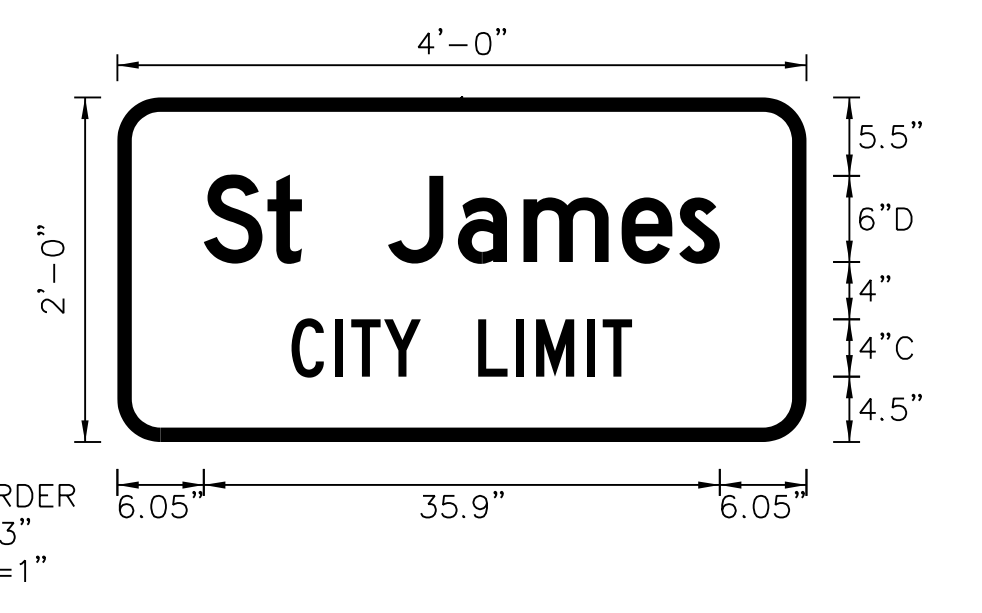
SIGN NUMBER: 310,311,313  
 TYPE: D  
 QUANTITY: 1  
 SIGN WIDTH: 4'-0"  
 HEIGHT: 2'-0"  
 TOTAL AREA: 8.0 Sq.Ft.  
 BORDER TYPE: FLUSH  
 RECESS: 0"  
 WIDTH: 1"  
 RADII: 3"  
 NO. Z BARS: N/A  
 LENGTH: N/A

BACKG COLOR: Green  
 COPY COLOR: White

SYMBOL	X	Y	WID	HT

MAT'L: 0.125" ALUMINUM

DESIGN BY: NKV  
 PROJECT ID: R-5021  
 CHECKED BY: TRT/ADK  
 DIV: 03  
 DATE: April 2018



Spacing Factor is 1 unless specified otherwise

NOTES:  
 1. Legend and border shall be direct applied Grade C reflective sheeting.  
 2. Background shall be Grade C reflective sheeting.

LETTER POSITIONS

Letter spacings are to start of next letter													Series/Size Text Length
S	t	J	a	m	e	s							D 2000
6	4.4	2.4	6	4.9	4.6	6.8	4	2.8	6				35.9
C	I	T	Y	L	I	M	I	T					C 2000
12.1	3	1.1	2.3	2.6	4	2.6	1.4	3.5	1.1	2	12.1		23.7

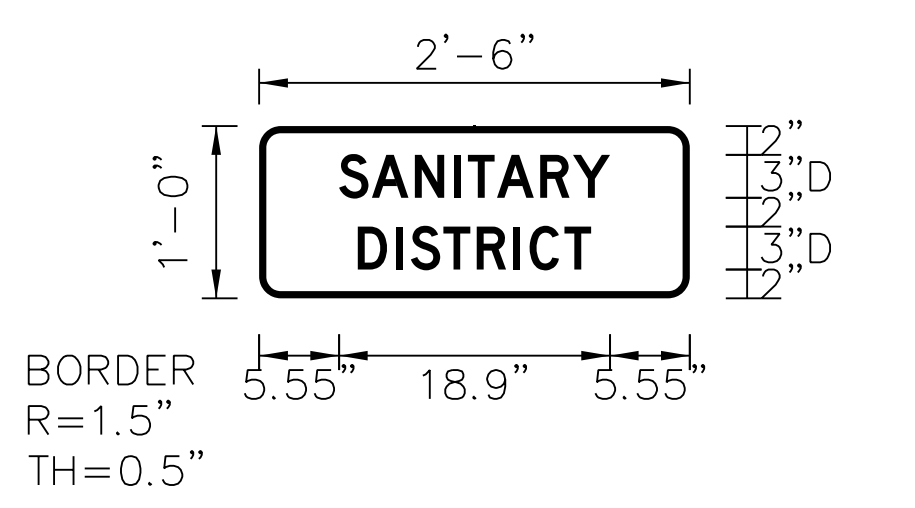
SIGN NUMBER: 312  
 TYPE: D  
 QUANTITY: 1  
 SIGN WIDTH: 2'-6"  
 HEIGHT: 1'-0"  
 TOTAL AREA: 2.5 Sq.Ft.  
 BORDER TYPE: FLUSH  
 RECESS: 0"  
 WIDTH: 0.5"  
 RADII: 1.5"  
 NO. Z BARS: N/A  
 LENGTH: N/A

BACKG COLOR: Green  
 COPY COLOR: White

SYMBOL	X	Y	WID	HT

MAT'L: 0.125" ALUMINUM

DESIGN BY: NKV  
 PROJECT ID: R-5021  
 CHECKED BY: TRT/ADK  
 DIV: 03  
 DATE: April 2018



Spacing Factor is 1 unless specified otherwise

NOTES:  
 1. Legend and border shall be direct applied Grade C reflective sheeting.  
 2. Background shall be Grade C reflective sheeting.  
 3. Sign mounted on one "U"-channel post.

LETTER POSITIONS

Letter spacings are to start of next letter													Series/Size Text Length
S	A	N	I	T	A	R	Y						D 2000
5.6	2.3	3	2.8	0.9	2	3	2.3	2.6	5.6				18.9
D	I	S	T	R	I	C	T						D 2000
6.9	2.7	1	2.3	2.3	2.6	1.1	2.4	1.9	6.9				16.3

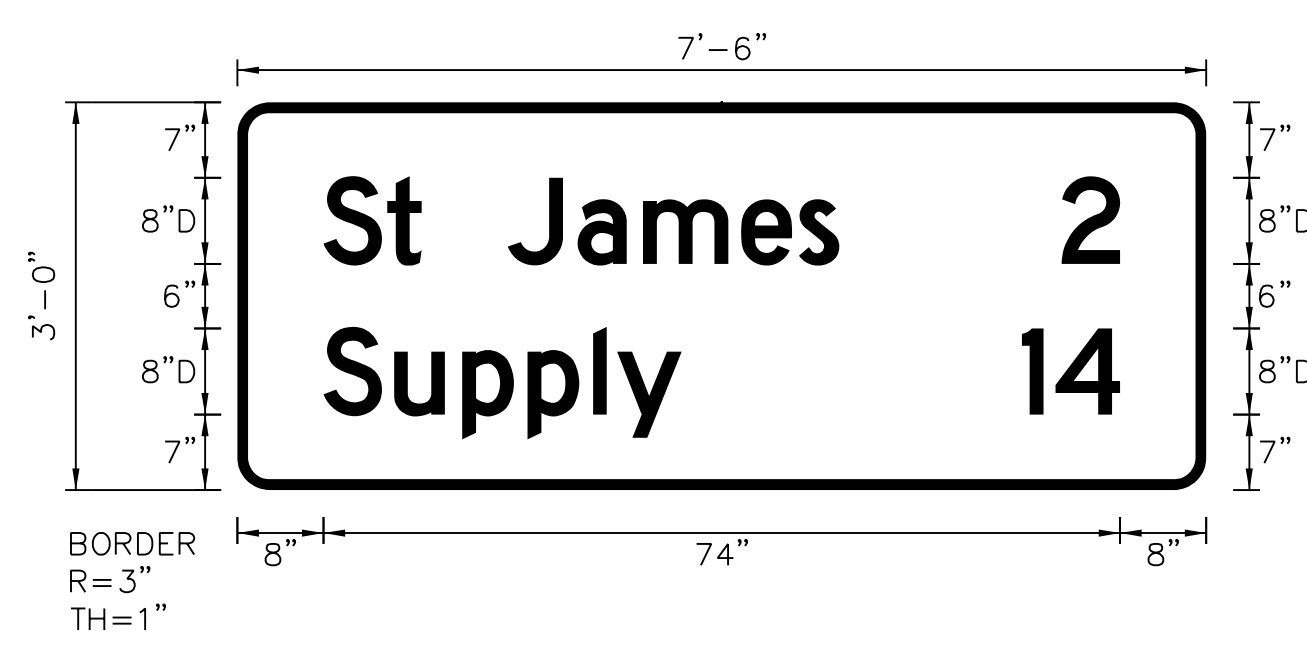
SIGN NUMBER: 314  
 TYPE: D  
 QUANTITY: 1  
 SIGN WIDTH: 7'-6"  
 HEIGHT: 3'-0"  
 TOTAL AREA: 22.5 Sq.Ft.  
 BORDER TYPE: FLUSH  
 RECESS: 0"  
 WIDTH: 1"  
 RADII: 3"  
 NO. Z BARS: N/A  
 LENGTH: N/A

BACKG COLOR: Green  
 COPY COLOR: White

SYMBOL	X	Y	WID	HT

MAT'L: 0.125" ALUMINUM

DESIGN BY: NKV  
 PROJECT ID: R-5021  
 CHECKED BY: TRT/ADK  
 DIV: 03  
 DATE: April 2018



Spacing Factor is 1 unless specified otherwise


NOTES:  
 1. Legend and border shall be direct applied Grade C reflective sheeting.  
 2. Background shall be Grade C reflective sheeting.

LETTER POSITIONS

Letter spacings are to start of next letter													Series/Size Text Length
S	t	J	a	m	e	s							D 2000
8	5.9	3.2	8	6.5	6.1	9.1	5.4	3.8	34.1				47.9
2													D 2000
76.6	5.4	8											5.4
S	u	p	p	l	y								D 2000
8	6.6	6.3	6.1	6.1	2.2	6	48.7						33.3
1	4												D 2000
72.9	3.1	6	8										9.1

APPROVED: Andrew D. Klinckisch  
E-3078F9459E448

DATE: 9/2/2021



**DOCUMENT NOT CONSIDERED FINAL  
UNLESS ALL SIGNATURES COMPLETED**

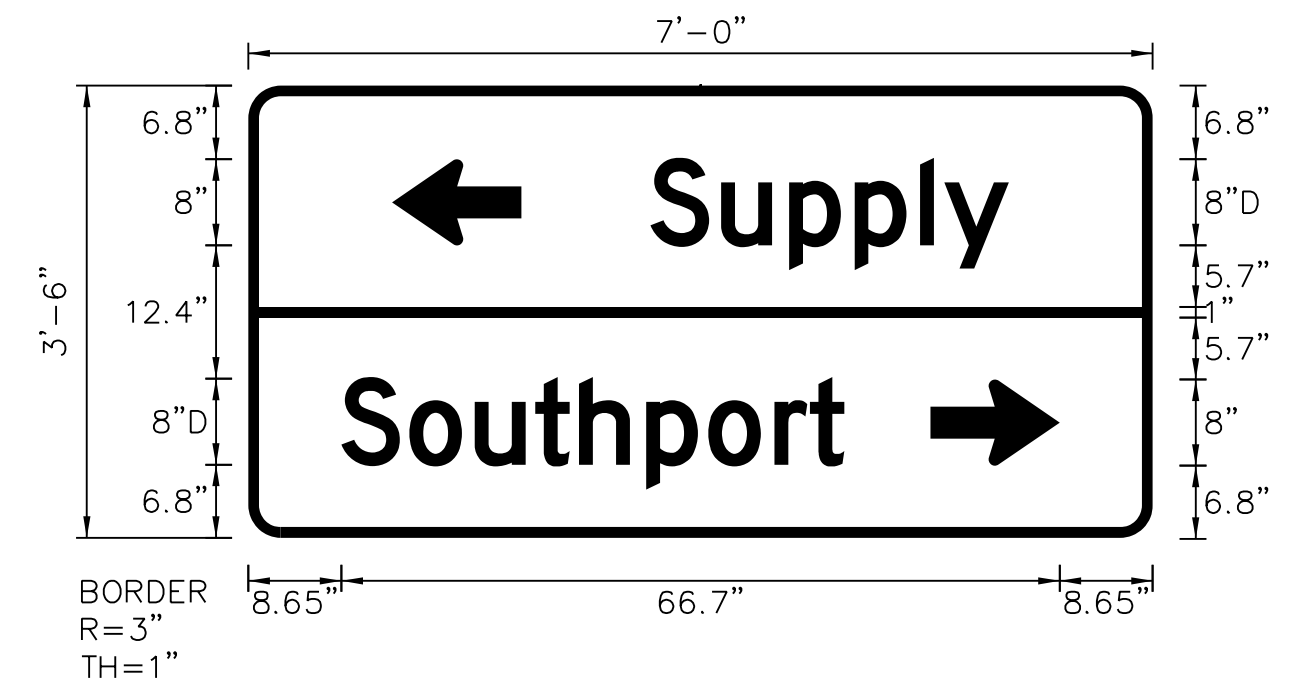
SIGN NUMBER: 315  
 TYPE: D  
 QUANTITY: 1  
 SIGN WIDTH: 7'-0"  
 HEIGHT: 3'-6"  
 TOTAL AREA: 24.5 Sq.Ft.  
 BORDER TYPE: FLUSH  
 RECESS: 0"  
 WIDTH: 1"  
 RADII: 3"  
 NO. Z BARS: N/A  
 LENGTH: N/A

BACKG COLOR: Green  
 COPY COLOR: White

SYMBOL	X	Y	WID	HT
Type D Arrow	13.4	27.2	8	12
Type D Arrow	63.4	6.7	8	12

MAT'L: 0.125" ALUMINUM

DESIGN BY: NKV  
 PROJECT ID: R-5021  
 CHECKED BY: TRT/ADK  
 DIV: 03  
 DATE: April 2018



Spacing Factor is 1 unless specified otherwise

NOTES:  
 1. Legend and border shall be direct applied Grade C reflective sheeting.  
 2. Background shall be Grade C reflective sheeting.

LETTER POSITIONS

Letter spacings are to start of next letter												Series/Size Text Length
S	u	p	p	l	y							D 2000
37.4	6.6	6.3	6.1	6.1	2.2	6	13.4					33.3
S	o	u	t	h	p	o	r	t				D 2000
8.6	6.3	6.1	5.6	4.1	6.2	5.8	6.2	3.3	3.2	28.6		46.7

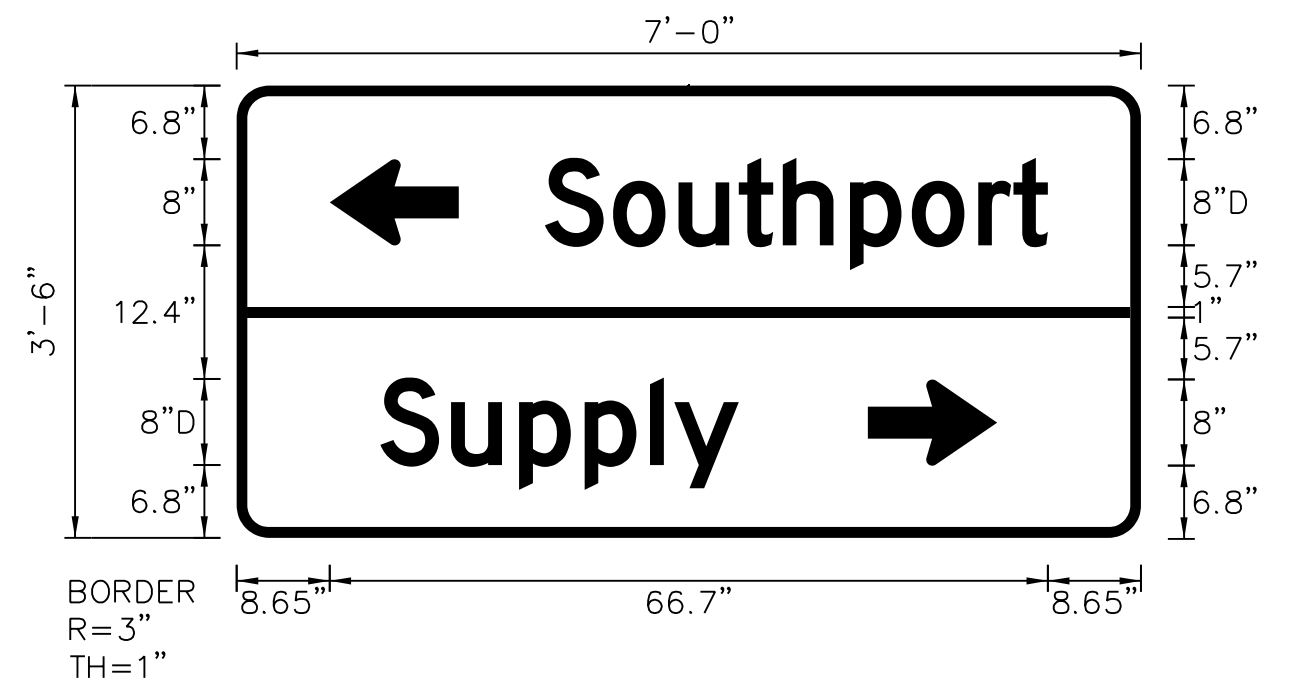
SIGN NUMBER: 316  
 TYPE: D  
 QUANTITY: 1  
 SIGN WIDTH: 7'-0"  
 HEIGHT: 3'-6"  
 TOTAL AREA: 24.5 Sq.Ft.  
 BORDER TYPE: FLUSH  
 RECESS: 0"  
 WIDTH: 1"  
 RADII: 3"  
 NO. Z BARS: N/A  
 LENGTH: N/A

BACKG COLOR: Green  
 COPY COLOR: White

SYMBOL	X	Y	WID	HT
Type D Arrow	8.6	27.2	8	12
Type D Arrow	58.6	6.7	8	12

MAT'L: 0.125" ALUMINUM

DESIGN BY: NKV  
 PROJECT ID: R-5021  
 CHECKED BY: TRT/ADK  
 DIV: 03  
 DATE: April 2018



Spacing Factor is 1 unless specified otherwise

NOTES:  
 1. Legend and border shall be direct applied Grade C reflective sheeting.  
 2. Background shall be Grade C reflective sheeting.

LETTER POSITIONS

Letter spacings are to start of next letter												Series/Size Text Length
S	o	u	t	h	p	o	r	t				D 2000
28.6	6.3	6.1	5.6	4.1	6.2	5.8	6.2	3.3	3.2	8.6		46.7
S	u	p	p	l	y							D 2000
13.4	6.6	6.3	6.1	6.1	2.2	6	37.4					33.3

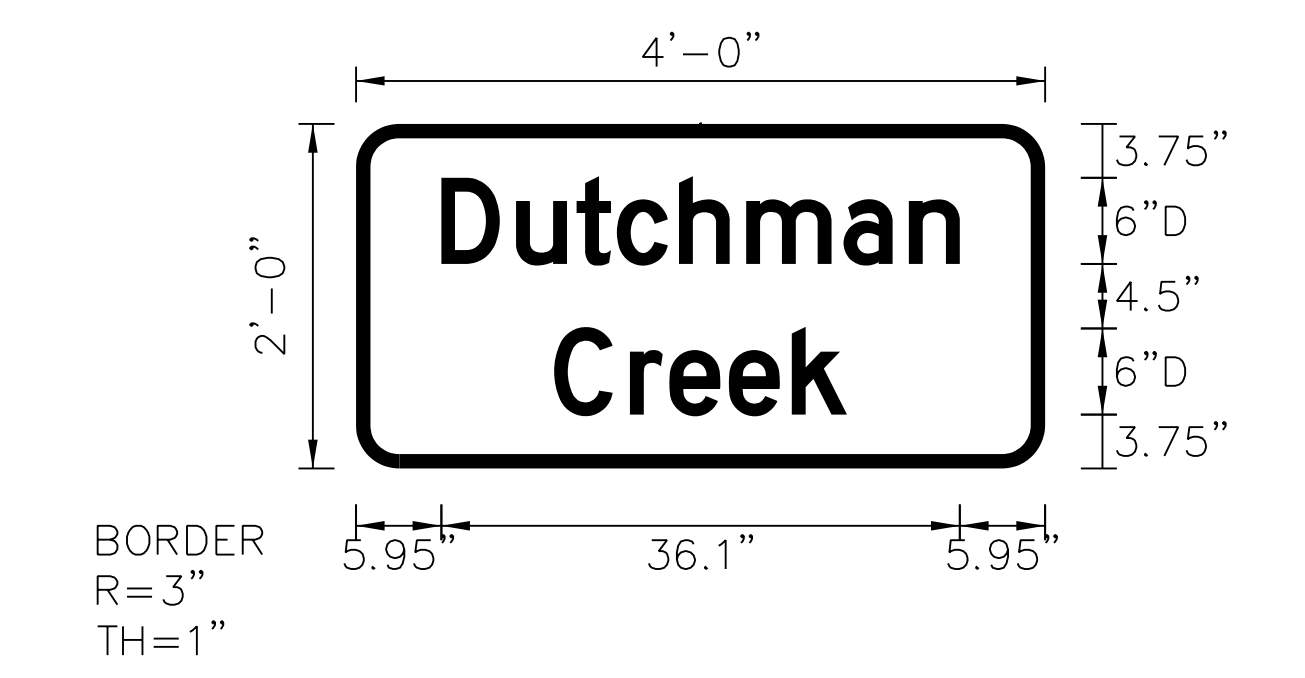
SIGN NUMBER: 317,318  
 TYPE: D  
 QUANTITY: 2  
 SIGN WIDTH: 4'-0"  
 HEIGHT: 2'-0"  
 TOTAL AREA: 8.0 Sq.Ft.  
 BORDER TYPE: FLUSH  
 RECESS: 0"  
 WIDTH: 1"  
 RADII: 3"  
 NO. Z BARS: N/A  
 LENGTH: N/A

BACKG COLOR: Green  
 COPY COLOR: White

SYMBOL	X	Y	WID	HT
--------	---	---	-----	----

MAT'L: 0.125" ALUMINUM

DESIGN BY: NKV  
 PROJECT ID: R-5021  
 CHECKED BY: TRT/ADK  
 DIV: 03  
 DATE: April 2018



Spacing Factor is 1 unless specified otherwise

NOTES:  
 1. Legend and border shall be direct applied Grade C reflective sheeting.  
 2. Background shall be Grade C reflective sheeting.

LETTER POSITIONS

Letter spacings are to start of next letter												Series/Size Text Length
D	u	t	c	h	m	a	n					D 2000
5.9	5.2	4.2	2.8	4.3	4.7	6.8	4.6	3.5	5.9			36.1
C	r	e	e	k								D 2000
13.8	5.3	2.8	4.1	4.4	3.8	13.8						20.4

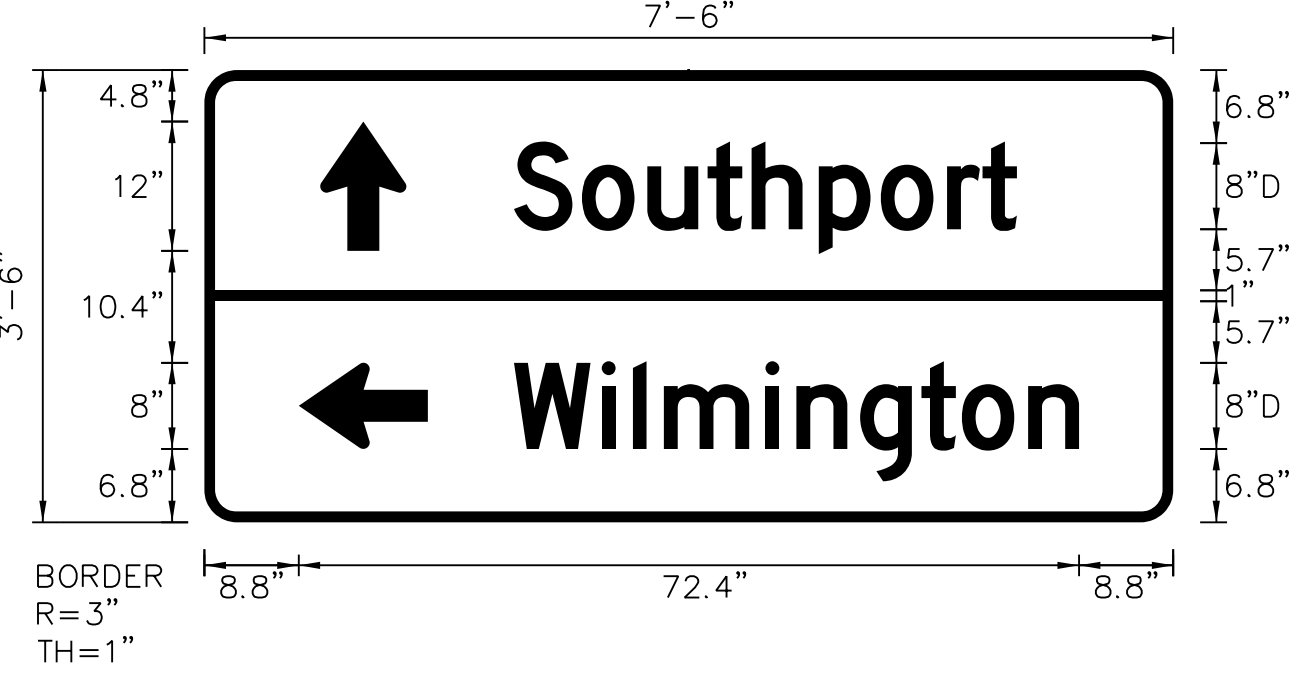
SIGN NUMBER: 319  
 TYPE: D  
 QUANTITY: 1  
 SIGN WIDTH: 7'-6"  
 HEIGHT: 3'-6"  
 TOTAL AREA: 26.3 Sq.Ft.  
 BORDER TYPE: FLUSH  
 RECESS: 0"  
 WIDTH: 1"  
 RADII: 3"  
 NO. Z BARS: N/A  
 LENGTH: N/A

BACKG COLOR: Green  
 COPY COLOR: White

SYMBOL	X	Y	WID	HT
Type D Arrow	10.8	25.2	8	12
Type D Arrow	8.8	6.8	8	12

MAT'L: 0.125" ALUMINUM

DESIGN BY: NKV  
 PROJECT ID: R-5021  
 CHECKED BY: TRT/ADK  
 DIV: 03  
 DATE: April 2018



Spacing Factor is 1 unless specified otherwise


NOTES:  
 1. Legend and border shall be direct applied Grade C reflective sheeting.  
 2. Background shall be Grade C reflective sheeting.

LETTER POSITIONS

Letter spacings are to start of next letter												Series/Size Text Length
S	o	u	t	h	p	o	r	t				D 2000
28.8	6.3	6.1	5.6	4.1	6.2	5.8	6.2	3.3	3.2	14.5		46.7
W	i	l	i	m	i	n	g	t	o	n		D 2000
28.8	8.2	2.9	2.9	9.4	2.9	5.9	5.7	3.8	6.2	4.7	8.8	52.5



APPROVED: *Andrew D. Klinckisch*  
E3D78F8459E44B...  
 DATE: 10/28/2021

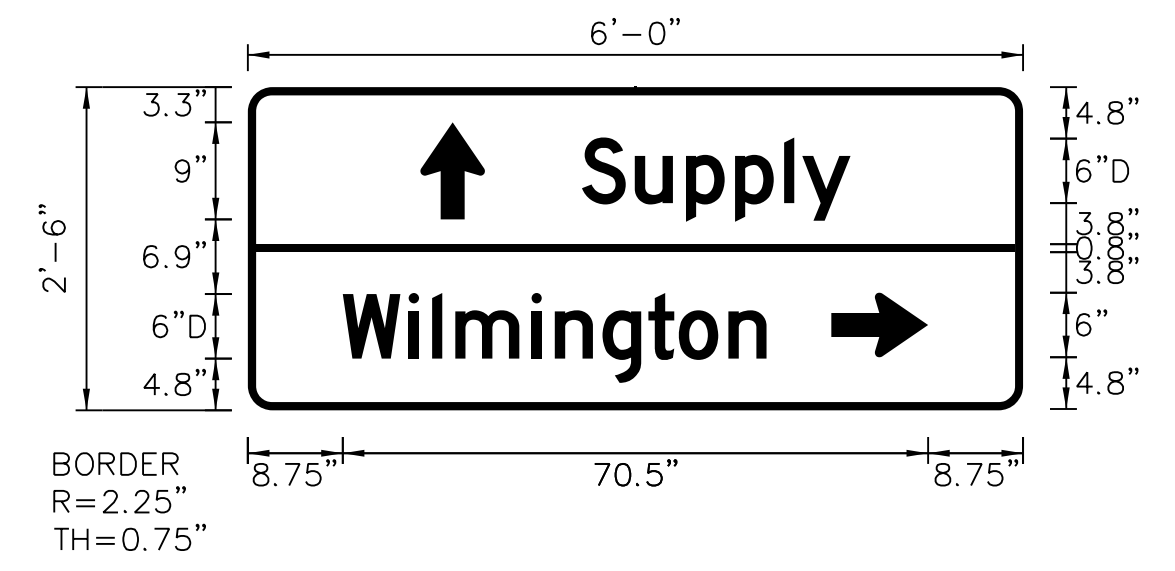


**DOCUMENT NOT CONSIDERED FINAL  
UNLESS ALL SIGNATURES COMPLETED**

SIGN NUMBER: 320  
 TYPE: D  
 QUANTITY: 1  
 SIGN WIDTH: 6'-0"  
 HEIGHT: 2'-6"  
 TOTAL AREA: 15.0 Sq.Ft.  
 BORDER TYPE: FLUSH  
 RECESS: 0"  
 WIDTH: 0.75"  
 RADII: 2.25"  
 NO. Z BARS: N/A  
 LENGTH: N/A

BACKG COLOR: Green		COPY COLOR: White		
SYMBOL	X	Y	WID	HT
AR_Type D	16	17.7	6	9
AR_Type D	54.2	4.9	6	9

DESIGN BY: NKV  
 PROJECT ID: R-5021  
 CHECKED BY: TRT/ADK  
 DIV: 03  
 DATE: April 2018



NOTES:  
 1. Legend and border shall be direct applied Grade C reflective sheeting.  
 2. Background shall be Grade C reflective sheeting.

LETTER POSITIONS

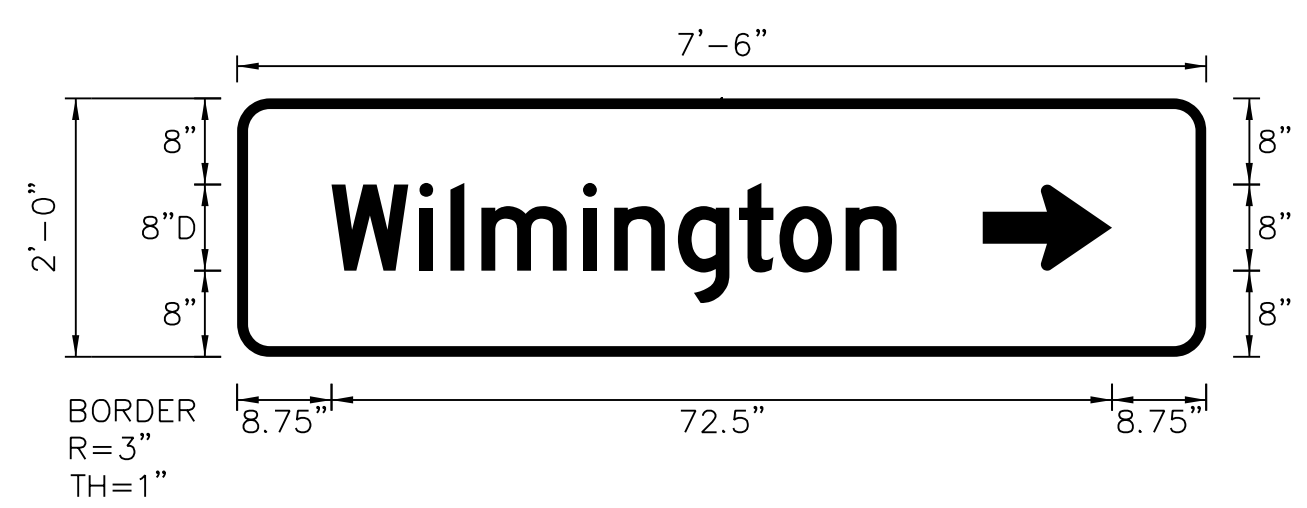
Letter spacings are to start of next letter													Series/Size
													Text Length
	S	u	p	p	l	y							D 2000
	31	4.9	4.7	4.6	4.6	1.7	4.5	16					25
	W	i	l	m	i	n	g	t	o	n			D 2000
	8.8	6.1	2.2	2.2	7.1	2.2	4.4	4.3	2.8	4.6	3.5	23.8	39.4

Spacing Factor is 1 unless specified otherwise

SIGN NUMBER: 321  
 TYPE: D  
 QUANTITY: 1  
 SIGN WIDTH: 7'-6"  
 HEIGHT: 2'-0"  
 TOTAL AREA: 15.0 Sq.Ft.  
 BORDER TYPE: FLUSH  
 RECESS: 0"  
 WIDTH: 1"  
 RADII: 3"  
 NO. Z BARS: N/A  
 LENGTH: N/A

BACKG COLOR: Green		COPY COLOR: White		
SYMBOL	X	Y	WID	HT
Type D Arrow	69.2	8	8	12

DESIGN BY: NKV  
 PROJECT ID: R-5021  
 CHECKED BY: TRT/ADK  
 DIV: 03  
 DATE: April 2018



NOTES:  
 1. Legend and border shall be direct applied Grade C reflective sheeting.  
 2. Background shall be Grade C reflective sheeting.

LETTER POSITIONS

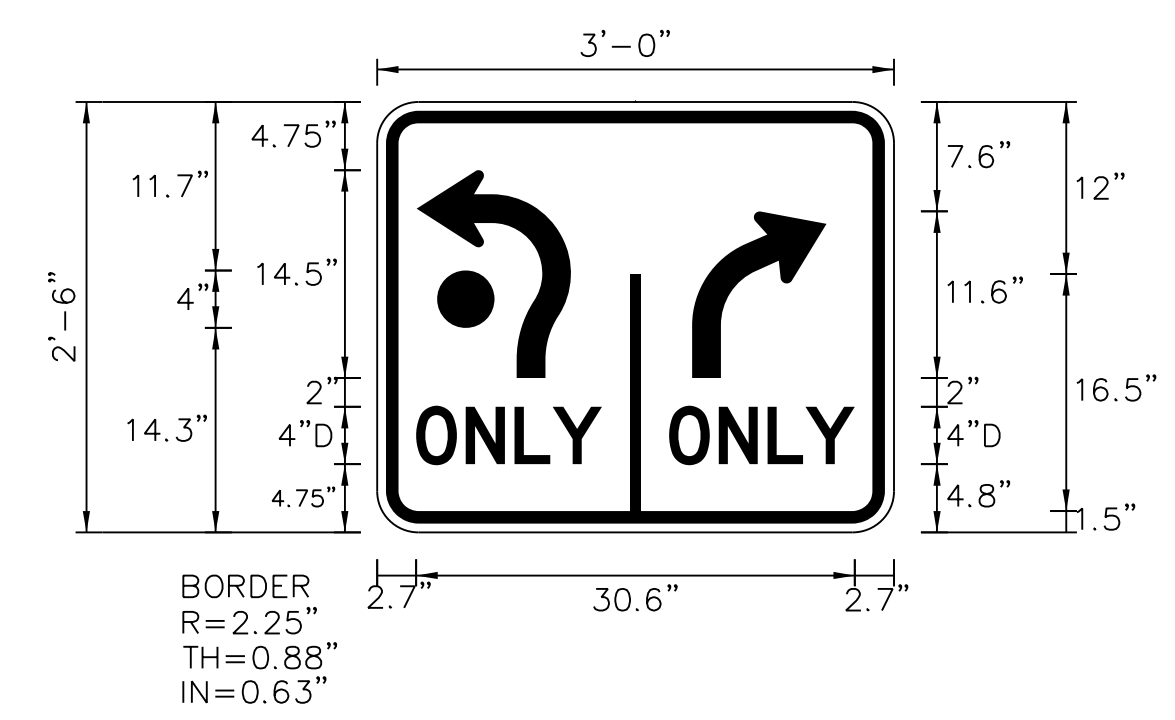
Letter spacings are to start of next letter													Series/Size
													Text Length
	W	i	l	m	i	n	g	t	o	n			D 2000
	8.8	8.2	2.9	2.9	9.4	2.9	5.9	5.7	3.8	6.2	4.7	28.8	52.5

Spacing Factor is 1 unless specified otherwise

SIGN NUMBER: 443  
 TYPE: E  
 QUANTITY: 1  
 SIGN WIDTH: 3'-0"  
 HEIGHT: 2'-6"  
 TOTAL AREA: 7.5 Sq.Ft.  
 BORDER TYPE: RECESSED  
 RECESS: 0.63"  
 WIDTH: 0.88"  
 RADII: 2.25"  
 NO. Z BARS: N/A  
 LENGTH: N/A

BACKG COLOR: White		COPY COLOR: Black		
SYMBOL	X	Y	WID	HT
R3-8 2in CIR	4.2	14.3	4	4
R3-8 LEFT ONLY	2.8	10.8	10.8	14.5
R3-8 RT ONLY	21.9	10.8	9.4	11.6

DESIGN BY: JAW  
 PROJECT ID: R-5021  
 CHECKED BY: ADK  
 DIV: 03  
 DATE: Sept 2021



NOTES:  
 1. Legend and border shall be silk-screened or reverse silk-screened opaque black ink.  
 2. Background shall be Grade C reflective sheeting.  
 3. See MUTCD SHS R3-8 Sheet 4 of 7 for arrow design.  
 4. Omit left and through arrow for R3-8 RT ONLY.

LETTER POSITIONS

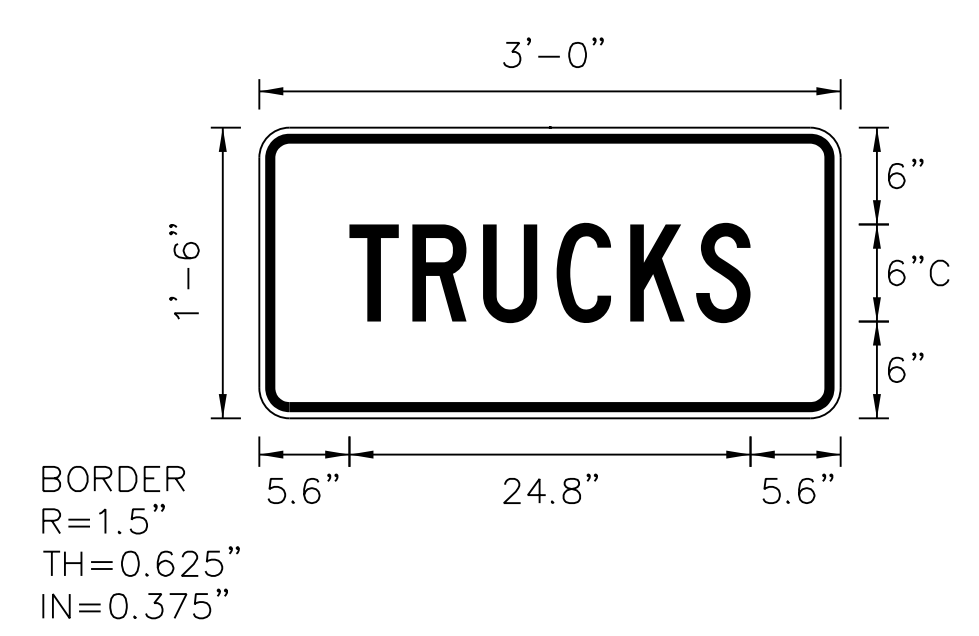
Letter spacings are to start of next letter							Series/Size
							Text Length
	O	N	L	Y			D 2000
	2.7	3.5	3.4	2.6	3.4	20.3	12.9
	O	N	L	Y			D 2000
	20.3	3.5	3.4	2.6	3.4	2.7	12.9

Spacing Factor is 1 unless specified otherwise

SIGN NUMBER: 409  
 TYPE: E  
 QUANTITY: 1  
 SIGN WIDTH: 3'-0"  
 HEIGHT: 1'-6"  
 TOTAL AREA: 4.5 Sq.Ft.  
 BORDER TYPE: RECESSED  
 RECESS: 0.375"  
 WIDTH: 0.625"  
 RADII: 1.5"  
 NO. Z BARS: N/A  
 LENGTH: N/A

BACKG COLOR: White		COPY COLOR: Black		
SYMBOL	X	Y	WID	HT

DESIGN BY: JAW  
 PROJECT ID: R-5021  
 CHECKED BY: ADK  
 DIV: 03  
 DATE: Sept 2021




NOTES:  
 1. Legend and border shall be silk-screened or reverse silk-screened opaque black ink.  
 2. Background shall be Grade C reflective sheeting.  
 3. Mount above Sign 406 (NO U-TURN Sign) in 1 installation.

LETTER POSITIONS

Letter spacings are to start of next letter							Series/Size		
							Text Length		
	T	R	U	C	K	S	C 2000		
	5.6	3.9	4.4	4.6	4.6	4.1	3.4	5.6	24.8

Spacing Factor is 1 unless specified otherwise


401 QUANTITY REQ'D 3



36" X 36"  
W6-1

ONE "U" POST PER SIGN


406 QUANTITY REQ'D 1



36" X 36"  
R3-4

ONE "U" POST PER SIGN


411 QUANTITY REQ'D 64



36" X 36"  
R5-1

ONE "U" POST PER SIGN


416 QUANTITY REQ'D 1



18" X 18"  
W13-1P


MOUNT BELOW SIGN 415 IN 1 INSTALLATION

427 QUANTITY REQ'D 4




18" X 24"  
W1-8 (L)

INSTALL ON ONE "U" POST PER SIGN  
INSTALLATION HEIGHT: BOTTOM OF SIGN SHALL BE 4 FEET ABOVE THE EDGE OF TRAVEL LANE ELEVATION (RIGHT EDGELINE)  
ALL OTHER PORTIONS OF ROADWAY STANDARD DRAWING 904.50 APPLY

TIP NO. R-5021	SHEET NO. SIGN-31
APPROVED: Andrew D. Klinksieck E-30788456E448	
DATE: 10/28/2021	
SEAL	
	
DOCUMENT NOT CONSIDERED FINAL UNLESS ALL SIGNATURES COMPLETED	


402 QUANTITY REQ'D 11



30" X 36"  
R2-1

ONE "U" POST PER SIGN


407 QUANTITY REQ'D 2



36" X 36"  
W6-2

ONE "U" POST PER SIGN

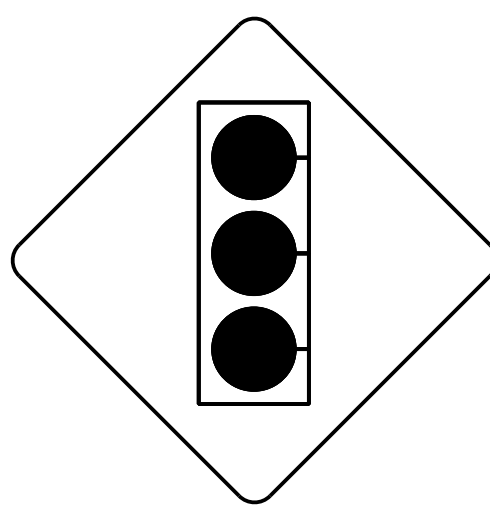
412 QUANTITY REQ'D 84



36" X 24"  
R5-1a

ONE "U" POST PER SIGN


417 QUANTITY REQ'D 5



30" X 30"  
W3-3

ONE "U" POST PER SIGN


421 QUANTITY REQ'D 1



36" X 36"  
W1-2 (L)

ONE "U" POST PER SIGN


424 QUANTITY REQ'D 3



36" X 36"  
W14-2

ONE "U" POST PER SIGN

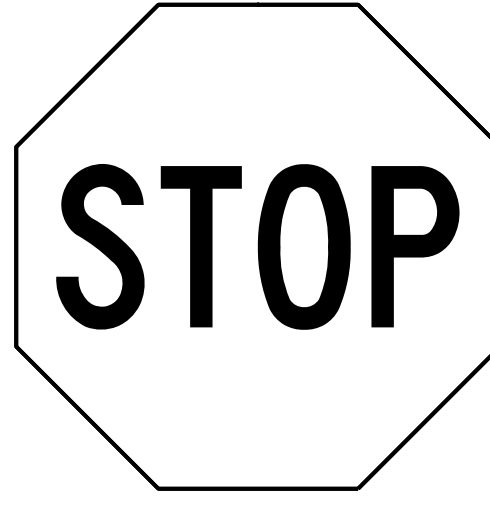
428 QUANTITY REQ'D 5



30" X 36"  
R2-1

ONE "U" POST PER SIGN

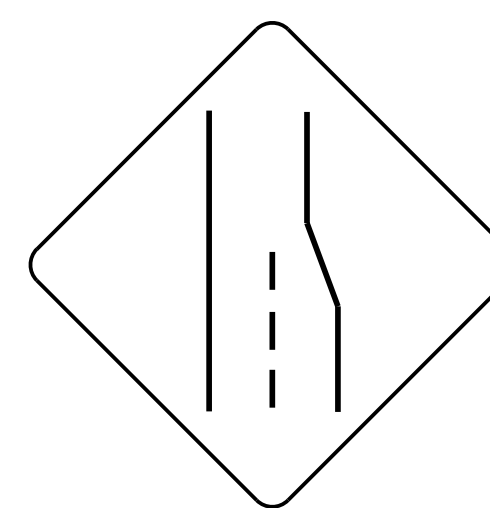
403 QUANTITY REQ'D 48



36" X 36"  
R1-1

ONE "U" POST PER SIGN  
MOUNT BELOW SIGN 404 IN 28 INSTALLATIONS


408 QUANTITY REQ'D 3



48" X 48"  
W4-2

TWO "U" POSTS PER SIGN


413 QUANTITY REQ'D 1



24" X 30"  
W13-3

ONE "U" POST PER SIGN


418 QUANTITY REQ'D 8



30" X 36"  
R2-1

ONE "U" POST PER SIGN


422 QUANTITY REQ'D 1



16" X 18"  
W13-1P

MOUNT BELOW SIGN 421 IN 1 INSTALLATION

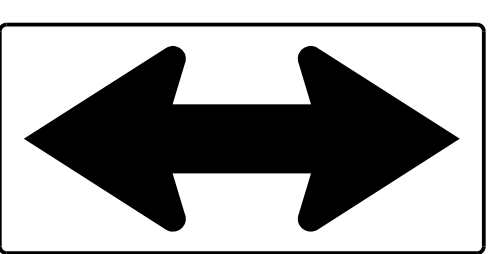
425 QUANTITY REQ'D 1



30" X 30"  
W3-1

ONE "U" POST PER SIGN


429 QUANTITY REQ'D 1



48" X 24"  
W1-7

TWO "U" POSTS PER SIGN


404 QUANTITY REQ'D 31



54" X 18"  
R6-1 (R)

TWO "U" POSTS PER SIGN


409 QUANTITY REQ'D 1



36" X 18"  
SEE PANEL DESIGN ON SIGN-3H

MOUNT ABOVE SIGN 406 IN 1 INSTALLATION


414 QUANTITY REQ'D 2



36" X 36"  
W4-6

ONE "U" POST PER SIGN


419 QUANTITY REQ'D 4



54" X 18"  
R6-1 (L)

TWO "U" POSTS PER SIGN


423 QUANTITY REQ'D 2



36" X 36"  
W6-3

ONE "U" POST PER SIGN


426 QUANTITY REQ'D 4



36" X 36"  
R3-7 (L)

ONE "U" POST PER SIGN


430 QUANTITY REQ'D 1



30" X 30"  
W11-1

ONE "U" POST PER SIGN  
BACKGROUND SHEETING SHALL BE FLUORESCENT YELLOW-GREEN GRADE B SHEETING


405 QUANTITY REQ'D 2



48" X 48"  
W3-3

TWO "U" POSTS PER SIGN


410 QUANTITY REQ'D 3



48" X 48"  
W9-1

TWO "U" POSTS PER SIGN


415 QUANTITY REQ'D 1



36" X 36"  
W1-1 (R)

ONE "U" POST PER SIGN

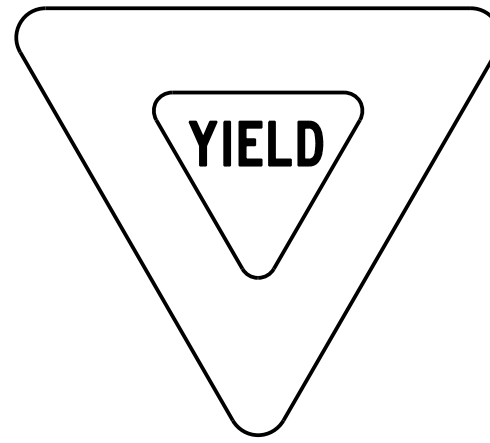






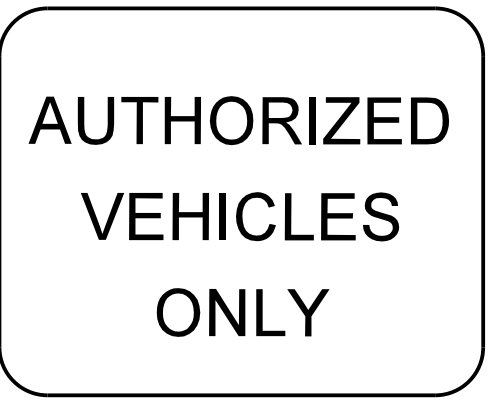



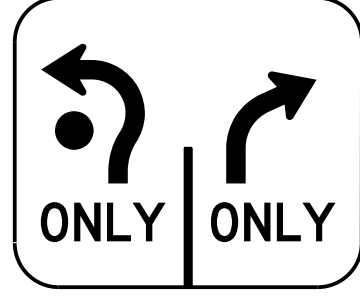


420 QUANTITY REQ'D 7




36" X 36"  
R3-7 (R)


ONE "U" POST PER SIGN



<p>431 QUANTITY REQ'D 10</p>  <p>36" X 36" X 36" R1-2</p> <p>ONE "U" POST PER SIGN</p>	<p>436 QUANTITY REQ'D 1</p>  <p>30" X 12" R3-9cP</p> <p>MOUNT ABOVE SIGN 433 1 INSTALLATION</p>	<p>440 QUANTITY REQ'D 1</p>  <p>36" X 36" R3-8, SHEET 5 OF 7</p> <p>ONE "U" POST PER SIGN</p>			
<p>432 QUANTITY REQ'D 1</p>  <p>18" X 24" W16-1P</p> <p>MOUNT BELOW SIGN 438 IN 1 INSTALLATIONS BACKGROUND SHEETING SHALL BE FLUORESCENT YELLOW-GREEN GRADE B SHEETING</p>	<p>437 QUANTITY REQ'D 1</p>  <p>30" X 12" R3-9dP</p> <p>MOUNT ABOVE SIGN 433 1 INSTALLATION</p>	<p>441 QUANTITY REQ'D 2</p>  <p>30" X 30" W3-2</p> <p>ONE "U" POST PER SIGN</p>			
<p>433 QUANTITY REQ'D 3</p>  <p>24" X 36" R3-9b</p> <p>ONE "U" POST PER SIGN</p>	<p>438 QUANTITY REQ'D 4</p>  <p>30" X 24" R5-11</p> <p>ONE "U" POST PER SIGN</p>	<p>442 QUANTITY REQ'D 3</p>  <p>48" X 24" R6-4A</p> <p>TWO "U" POSTS PER SIGN</p>			
<p>434 QUANTITY REQ'D 2</p>  <p>36" X 36" W3-5</p> <p>ONE "U" POST PER SIGN</p>	<p>439 QUANTITY REQ'D 1</p>  <p>30" X 30" W2-6</p> <p>ONE "U" POST PER SIGN</p>	<p>443 QUANTITY REQ'D 1</p>  <p>36" X 30" SEE PANEL DESIGN ON SIGN-3H</p> <p>ONE "U" POST PER SIGN</p>			
<p>435 QUANTITY REQ'D 2</p>  <p>18" X 24" W1-8 (R)</p> <p>MOUNTED BACK TO BACK WITH SIGN 427 IN 2 INSTALLATIONS INSTALLATION HEIGHT: BOTTOM OF SIGN SHALL BE 4 FEET ABOVE THE EDGE OF TRAVEL LANE ELEVATION (LEFT EDGELINE) ALL OTHER PORTIONS OF ROADWAY STANDARD DRAWING 904.50 APPLY</p>		<p>444 QUANTITY REQ'D 1</p>  <p>36" X 36" R3-8, SHEET 6 OF 7</p> <p>ONE "U" POST PER SIGN</p>			


TIP NO. R-5021	SHEET NO. SIGN-3J
APPROVED: <u>Andrew D. Klinkosiek</u> <small>E-3078F8459E44B</small>	
DATE: 10/28/2021	
SEAL	
	
DOCUMENT NOT CONSIDERED FINAL UNLESS ALL SIGNATURES COMPLETED	

<p>501 514 516 518 522 525 529</p> <p><b>NORTH</b> 1 - 24" X 12" <b>211</b> 1 - 24" X 24"</p> <p>ONE "U" POST PER ASSEMBLY</p>	<p>506</p> <p><b>SOUTH SOUTH</b> 2 - 24" X 12" <b>906 211</b> 2 - 24" X 24" <b>↑ →</b> 2 - 21" X 15"</p> <p>TWO "U" POSTS PER ASSEMBLY</p>	<p>512</p> <p><b>NORTH</b> 1 - 24" X 12" <b>906</b> 1 - 24" X 24"</p> <p>ONE "U" POST PER ASSEMBLY</p>	<p>528 565</p> <p><b>EM-1</b> 1 - 24" X 24"</p> <p>ONE "U" POST PER ASSEMBLY</p>	<p>533</p> <p><b>JCT</b> 1 - 24" X 15" <b>133</b> 1 - 24" X 24"</p> <p>ONE "U" POST PER ASSEMBLY</p>	<p>538</p> <p><b>SOUTH</b> 1 - 24" X 12" <b>133</b> 1 - 24" X 24"</p> <p>ONE "U" POST PER ASSEMBLY</p>
<p>502</p> <p><b>SOUTH</b> 1 - 24" X 12" <b>211</b> 1 - 24" X 24" <b>↘</b> 1 - 21" X 15"</p> <p>ONE "U" POST PER ASSEMBLY</p>	<p>507</p> <p><b>SOUTH</b> 1 - 24" X 12" <b>906</b> 1 - 24" X 24"</p> <p>ONE "U" POST PER ASSEMBLY</p>	<p>513 515 517 520 523 527 548 568</p> <p><b>SOUTH</b> 1 - 24" X 12" <b>211</b> 1 - 24" X 24"</p> <p>ONE "U" POST PER ASSEMBLY</p>	<p>530</p> <p><b>T0</b> 1 - 24" X 12" <b>211</b> 1 - 24" X 24" <b>↙</b> 1 - 21" X 15"</p> <p>ONE "U" POST PER ASSEMBLY</p>	<p>534</p> <p><b>SOUTH NORTH</b> 2 - 24" X 12" <b>133 133</b> 2 - 24" X 24" <b>↙ ↘</b> 2 - 21" X 15"</p> <p>TWO "U" POSTS PER ASSEMBLY</p>	<p>539</p> <p><b>SOUTH NORTH</b> 2 - 24" X 12" <b>211 211</b> 2 - 24" X 24" <b>↙ ↘</b> 2 - 21" X 15"</p> <p>TWO "U" POSTS PER ASSEMBLY</p>
<p>503</p> <p><b>NORTH</b> 1 - 24" X 12" <b>211</b> 1 - 24" X 24" <b>↘</b> 1 - 21" X 15"</p> <p>ONE "U" POST PER ASSEMBLY</p>	<p>509</p> <p><b>NORTH SOUTH</b> 2 - 24" X 12" <b>906 906</b> 2 - 24" X 24" <b>← →</b> 2 - 21" X 15"</p> <p>TWO "U" POSTS PER ASSEMBLY</p>	<p>519 521 567</p> <p><b>NORTH</b> 1 - 24" X 12" <b>211</b> 1 - 24" X 24" <b>↻</b> 1 - 21" X 21"</p> <p>ONE "U" POST PER ASSEMBLY</p>	<p>531 553</p> <p><b>H</b> 1 - 24" X 24" <b>←</b> 1 - 21" X 15"</p> <p>ONE "U" POST PER ASSEMBLY</p>	<p>536</p> <p><b>H</b> 1 - 24" X 24" <b>→</b> 1 - 21" X 15"</p> <p>ONE "U" POST PER ASSEMBLY</p>	<p>540 544</p> <p><b>SOUTH NORTH</b> 2 - 24" X 12" <b>133 133</b> 2 - 24" X 24" <b>← →</b> 2 - 21" X 15"</p> <p>TWO "U" POSTS PER ASSEMBLY</p>
<p>504 508 535</p> <p><b>JCT</b> 1 - 24" X 15" <b>211</b> 1 - 24" X 24"</p> <p>ONE "U" POST PER ASSEMBLY</p>	<p>510</p> <p><b>NORTH NORTH</b> 2 - 24" X 12" <b>906 211</b> 2 - 24" X 24" <b>↑ →</b> 2 - 21" X 15"</p> <p>TWO "U" POSTS PER ASSEMBLY</p>	<p>524</p> <p><b>SOUTH</b> 1 - 24" X 12" <b>211</b> 1 - 24" X 24" <b>↻</b> 1 - 21" X 21"</p> <p>ONE "U" POST PER ASSEMBLY</p>	<p>532 554</p> <p><b>SOUTH NORTH</b> 2 - 24" X 12" <b>211 211</b> 2 - 24" X 24" <b>← →</b> 2 - 21" X 15"</p> <p>TWO "U" POSTS PER ASSEMBLY</p>	<p>537</p> <p><b>NORTH SOUTH</b> 2 - 24" X 12" <b>211 211</b> 2 - 24" X 24" <b>← →</b> 2 - 21" X 15"</p> <p>TWO "U" POSTS PER ASSEMBLY</p>	<p>541 543</p> <p><b>NORTH</b> 1 - 24" X 12" <b>133</b> 1 - 24" X 24"</p> <p>ONE "U" POST PER ASSEMBLY</p>
<p>505</p> <p><b>NORTH SOUTH</b> 2 - 24" X 12" <b>211 211</b> 2 - 24" X 24" <b>← ↑</b> 2 - 21" X 15"</p> <p>TWO "U" POSTS PER ASSEMBLY</p>	<p>511</p> <p><b>SOUTH NORTH</b> 2 - 24" X 12" <b>906 906</b> 2 - 24" X 24" <b>← →</b> 2 - 21" X 15"</p> <p>TWO "U" POSTS PER ASSEMBLY</p>	<p>526</p> <p><b>↻</b> 1 - 24" X 24" <b>→</b> 1 - 21" X 15"</p> <p>ONE "U" POST PER ASSEMBLY</p>	<p><b>HNTB</b> HNTB NORTH CAROLINA, P.C. 343 E. Six Forks Road, Suite 200 Raleigh, North Carolina 27609 NC License No: C-1554 (919) 546-8997</p>		

TIP NO. R-5021	SHEET NO. SIGN-3K
APPROVED: <i>Andrew D. Klinksieck</i> E3078F8459E44B	
DATE: 10/28/2021	
SEAL	
	
DOCUMENT NOT CONSIDERED FINAL UNLESS ALL SIGNATURES COMPLETED	

TYPE F SIGNS



TIP NO. R-5021	SHEET NO. SIGN-3L
DocuSigned by: Andrew D. Klinkosiek <small>E3078F8459E44B</small>	
DATE: 10/28/2021	
SEAL	
	
DOCUMENT NOT CONSIDERED FINAL UNLESS ALL SIGNATURES COMPLETED	

547

NORTH SOUTH 2 - 24" X 12"  
 87 211 2 - 24" X 24"  
 ← ↑ 2 - 21" X 15"

TWO "U" POSTS PER ASSEMBLY

555

H 1 - 24" X 24"  
 ↑ 1 - 21" X 15"

ONE "U" POST PER ASSEMBLY

572

211 906 2 - 24" X 24"  
 ← → 2 - 21" X 15"

TWO "U" POSTS PER ASSEMBLY

549

NORTH NORTH 2 - 24" X 12"  
 211 87 2 - 24" X 24"  
 ↑ → 2 - 21" X 15"

TWO "U" POSTS PER ASSEMBLY

557 558 559 560 561 562  
 563 564

M1-8  
 3 1 - 18" X 24"  
 M6-3  
 ↑ 1 - 12" X 9"

ONE "U" POST PER ASSEMBLY

573

906 1 - 24" X 24"  
 ↗ 1 - 21" X 15"

ONE "U" POST PER ASSEMBLY

550

NORTH 1 - 24" X 12"  
 211 1 - 24" X 24"  
 EM-1  
 ↑ 1 - 24" X 24"

ONE "U" POST PER ASSEMBLY

569

TO 1 - 24" X 12"  
 NORTH SOUTH 2 - 24" X 12"  
 211 211 2 - 24" X 24"  
 → → 2 - 21" X 15"

TWO "U" POSTS PER ASSEMBLY

574

211 1 - 24" X 24"  
 ↑ 1 - 21" X 15"

ONE "U" POST PER ASSEMBLY

551

NORTH 1 - 24" X 12"  
 87 1 - 24" X 24"

ONE "U" POST PER ASSEMBLY

570

906 1 - 24" X 24"  
 ↑ 1 - 21" X 15"

ONE "U" POST PER ASSEMBLY

575

TRUCKS\* 1 - 24" X 12"  
 TO 1 - 24" X 12"  
 NORTH 1 - 24" X 12"  
 211 1 - 24" X 24"  
 → 1 - 21" X 15"

ONE "U" POST PER ASSEMBLY

\* SEE PANEL DESIGN ON SIGN-3M

552

END JCT 1 - 24" X 12"  
 1 - 24" X 15"  
 87 211 2 - 24" X 24"

TWO "U" POSTS PER ASSEMBLY

571

211 1 - 24" X 24"  
 ↗ 1 - 21" X 15"

ONE "U" POST PER ASSEMBLY

576


TRUCKS\* 1 - 24" X 12"  
 TO 1 - 24" X 12"  
 NORTH 1 - 24" X 12"  
 211 1 - 24" X 24"  
 ← 1 - 21" X 15"

ONE "U" POST PER ASSEMBLY

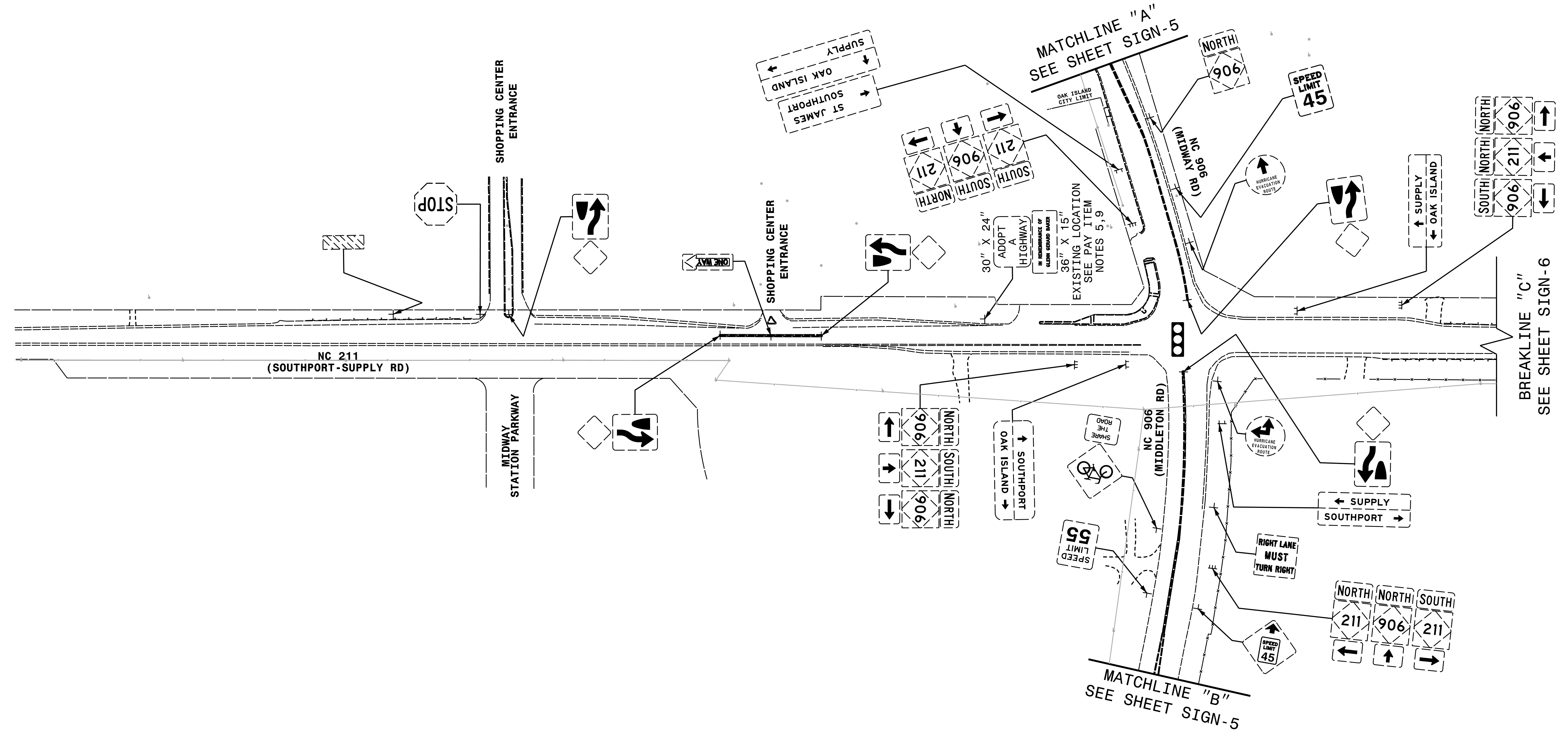
\* SEE PANEL DESIGN ON SIGN-3M






TIP NO. R-5021	SHEET NO. SIGN-4
APPROVED: <i>Andrew D. Klincksiek</i> <small>E3078F84598E44B</small>	
DATE: 9/2/2021	
SEAL	
	
DOCUMENT NOT CONSIDERED FINAL UNLESS ALL SIGNATURES COMPLETED	

**ALL SIGNS THIS SHEET SEE PAY ITEM  
NOTE 8 UNLESS OTHERWISE NOTED.**

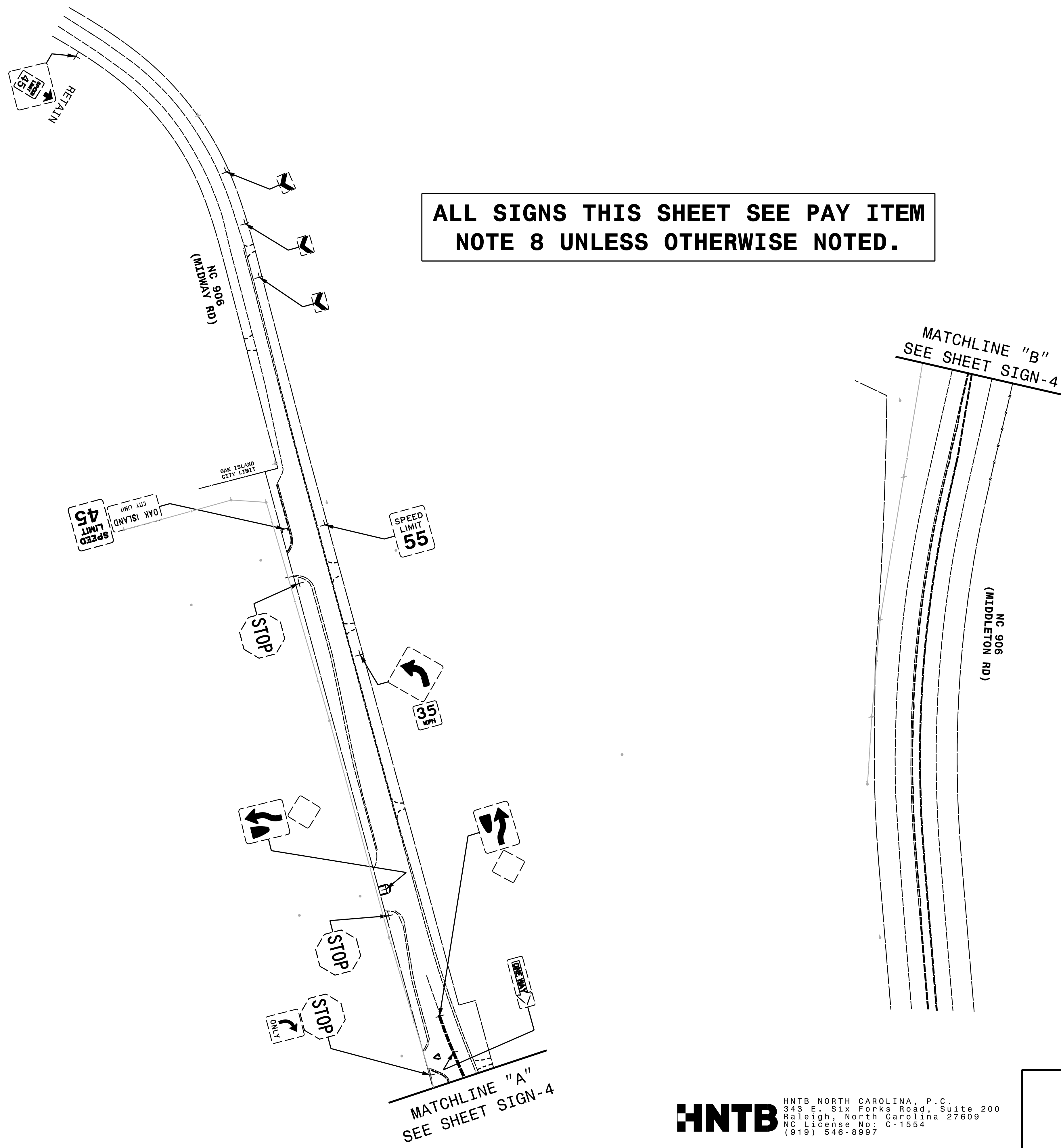


**HNTB**  
 HNTB NORTH CAROLINA, P.C.  
 343 E. Six Forks Road, Suite 200  
 Raleigh, North Carolina 27609  
 NC License No: C-1554  
 (919) 546-8997

**EXISTING SIGNING  
 NC 211 (SOUTHPORT-SUPPLY RD)  
 AND NC 906 (MIDWAY RD/  
 MIDDLETON RD)**

TIP NO. R-5021	SHEET NO. SIGN-5
APPROVED: <i>Andrew D. Klinkosick</i> <small>E-3078F94596E44B</small>	
DATE: 9/2/2021	
SEAL	
	
DOCUMENT NOT CONSIDERED FINAL UNLESS ALL SIGNATURES COMPLETED	


**ALL SIGNS THIS SHEET SEE PAY ITEM  
NOTE 8 UNLESS OTHERWISE NOTED.**



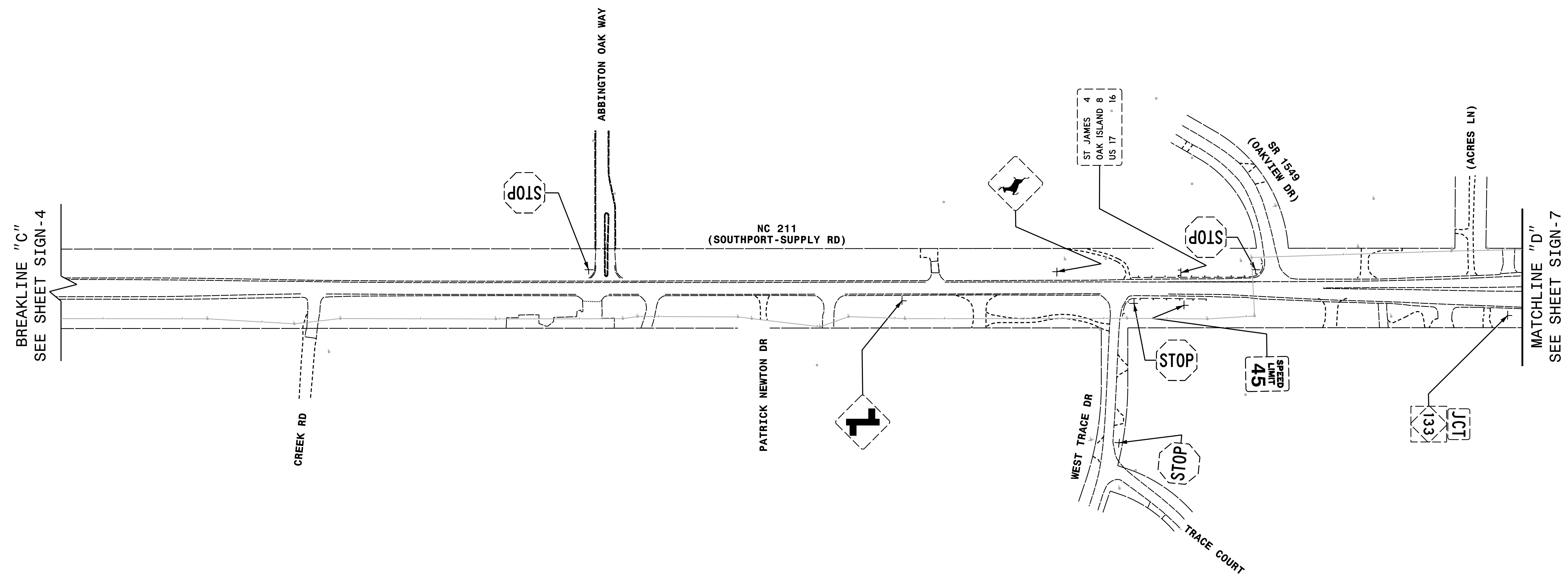
**EXISTING SIGNING  
NC 906  
(MIDWAY RD/MIDDLETON RD)**

**HNTB**  
HNTB NORTH CAROLINA, P.C.  
 343 E. Six Forks Road, Suite 200  
 Raleigh, North Carolina 27609  
 NC License No: C-1554  
 (919) 546-8997



TIP NO. R-5021	SHEET NO. SIGN-6
APPROVED: <u>Andrew D. Klinkosick</u> <small>E3078F84598E44B</small>	
DATE: 9/2/2021	
SEAL	
	
DOCUMENT NOT CONSIDERED FINAL UNLESS ALL SIGNATURES COMPLETED	


**ALL SIGNS THIS SHEET SEE PAY ITEM  
NOTE 8 UNLESS OTHERWISE NOTED.**

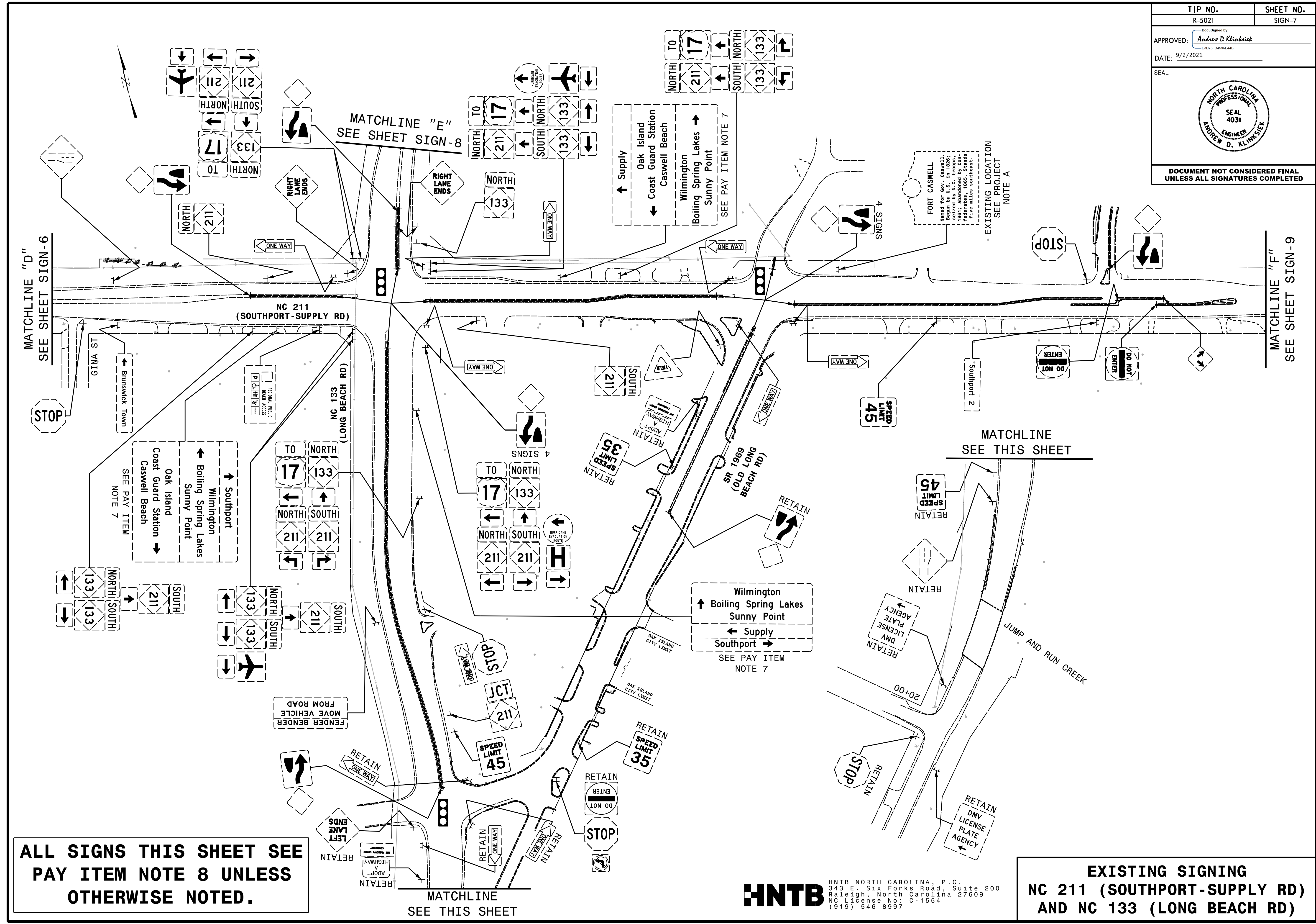


BREAKLINE "C"  
SEE SHEET SIGN-4

MATCHLINE "D"  
SEE SHEET SIGN-7

**EXISTING SIGNING  
NC 211 (SOUTHPORT-SUPPLY RD)**

TIP NO. R-5021	SHEET NO. SIGN-7
APPROVED: <i>Andrew D. Klinck</i> <small>E-30795498E448</small>	
DATE: 9/2/2021	
SEAL 	
DOCUMENT NOT CONSIDERED FINAL UNLESS ALL SIGNATURES COMPLETED	




**ALL SIGNS THIS SHEET SEE  
PAY ITEM NOTE 8 UNLESS  
OTHERWISE NOTED.**

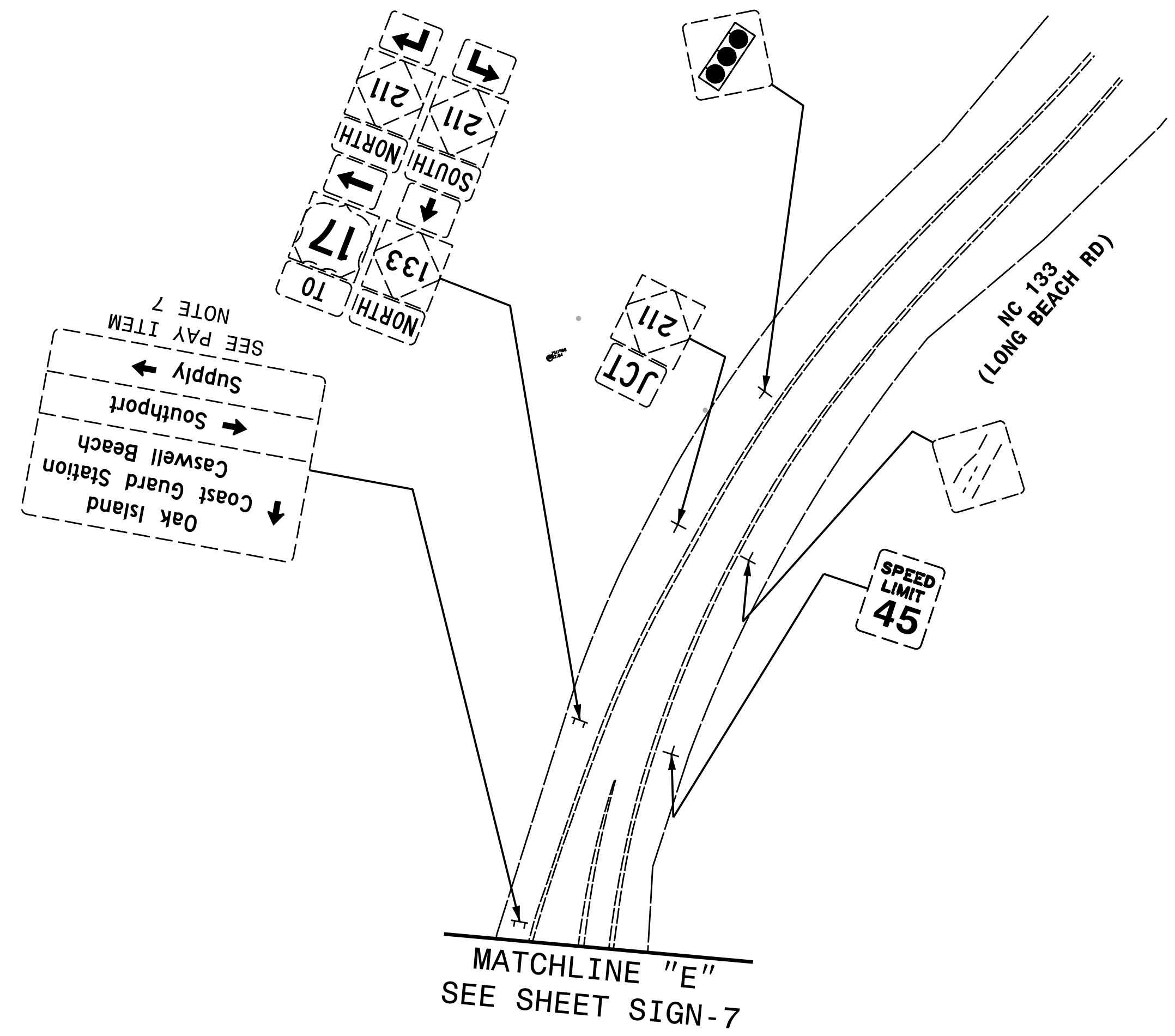
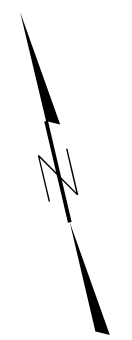
**EXISTING SIGNING  
NC 211 (SOUTHPORT-SUPPLY RD)  
AND NC 133 (LONG BEACH RD)**


**HNTB**  
HNTB NORTH CAROLINA, P.C.  
343 E. Six Forks Road, Suite 200  
Raleigh, North Carolina 27609  
NC License No: C-1554  
(919) 546-8997



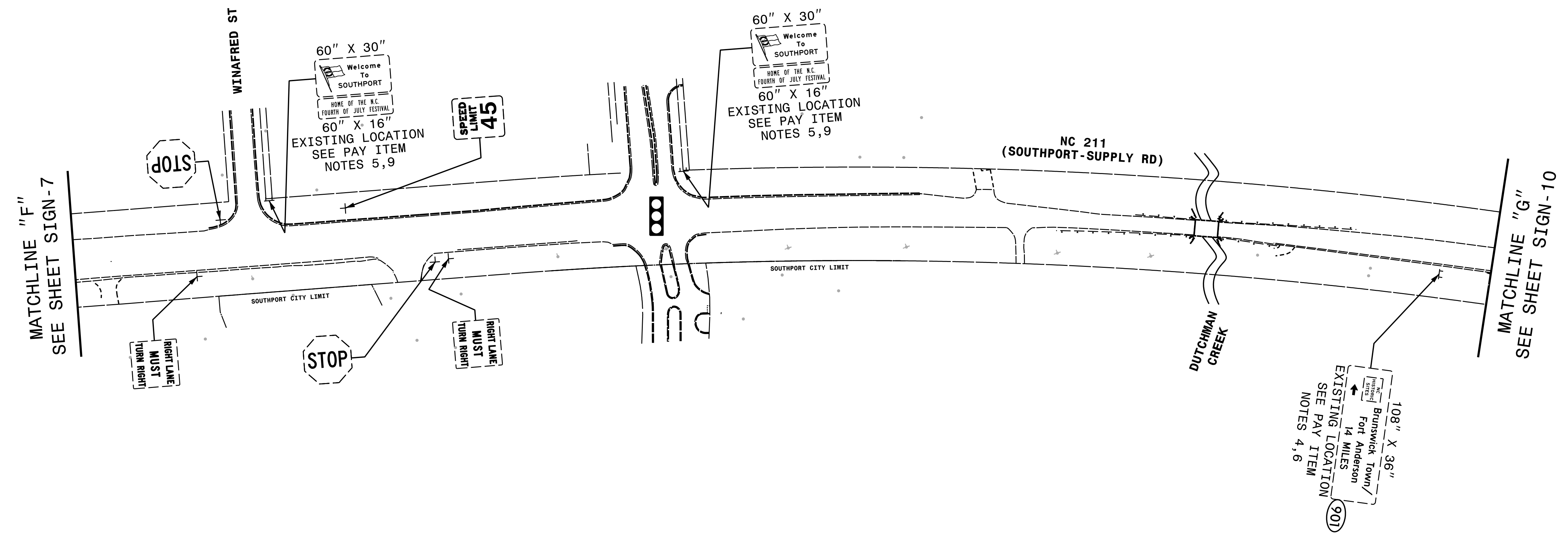
TIP NO. R-5021	SHEET NO. SIGN-8
APPROVED: <u>Andrew D. Klinksieck</u> <small>E3078F94596E44B</small>	
DATE: 9/2/2021	
SEAL	
	
DOCUMENT NOT CONSIDERED FINAL UNLESS ALL SIGNATURES COMPLETED	

ALL SIGNS THIS SHEET SEE PAY ITEM  
NOTE 8 UNLESS OTHERWISE NOTED.




TIP NO. R-5021	SHEET NO. SIGN-9
APPROVED: <u>Andrew D. Klinkisch</u> <small>E-3078F84598E44B</small>	
DATE: 9/2/2021	
SEAL	
	
DOCUMENT NOT CONSIDERED FINAL UNLESS ALL SIGNATURES COMPLETED	

**ALL SIGNS THIS SHEET SEE PAY ITEM  
NOTE 8 UNLESS OTHERWISE NOTED.**

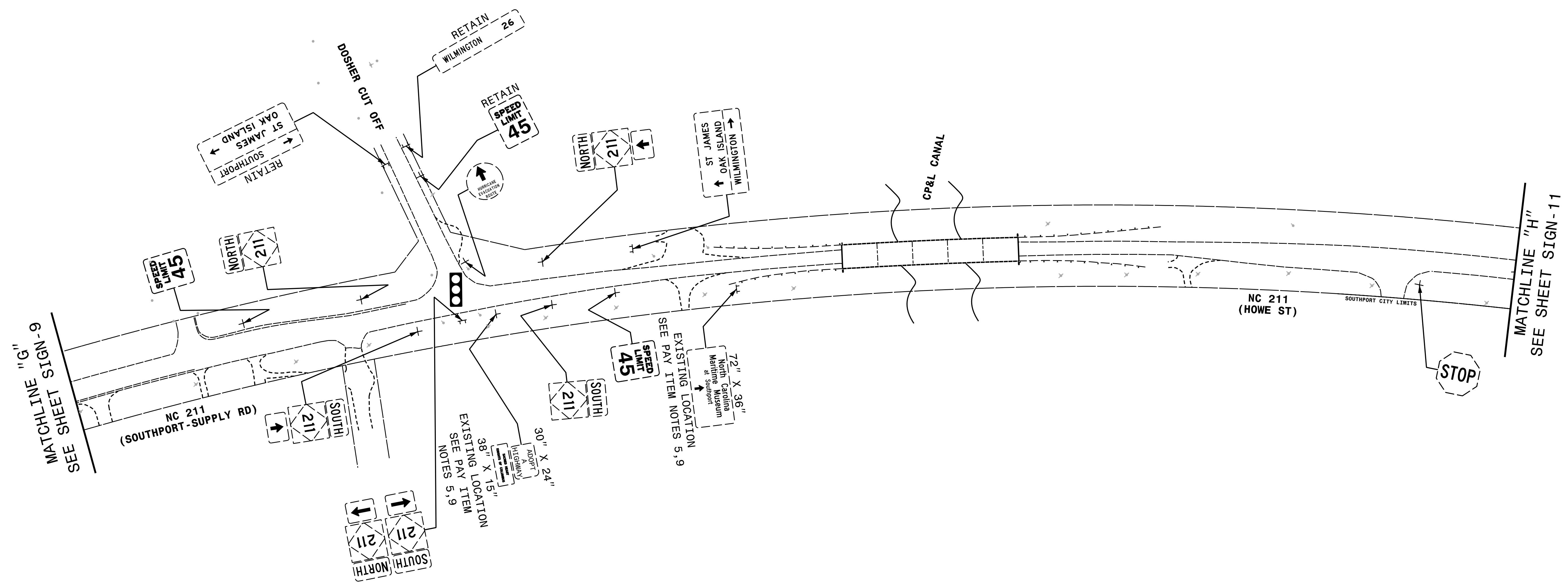



**EXISTING SIGNING  
NC 211 (SOUTHPORT-SUPPLY RD)**



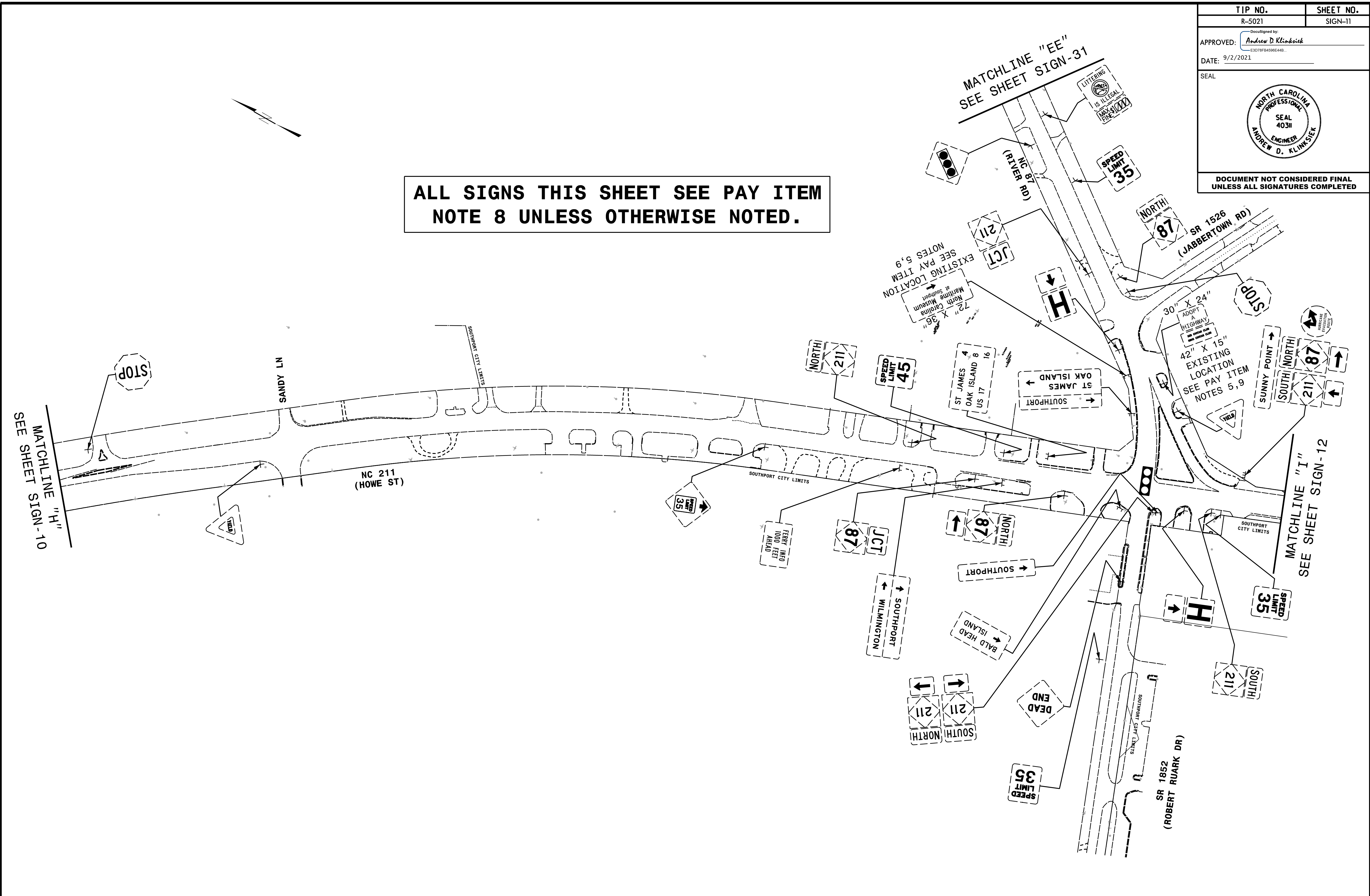
TIP NO. R-5021	SHEET NO. SIGN-10
APPROVED: <i>Andrew D. Klinksieck</i> <small>E3078F84596E44B</small>	
DATE: 9/2/2021	
SEAL	
	
DOCUMENT NOT CONSIDERED FINAL UNLESS ALL SIGNATURES COMPLETED	

**ALL SIGNS THIS SHEET SEE PAY ITEM  
NOTE 8 UNLESS OTHERWISE NOTED.**



TIP NO. R-5021	SHEET NO. SIGN-11
APPROVED: <i>Andrew D. Klinckisch</i> <small>E3079F94596E44B</small>	
DATE: 9/2/2021	
SEAL	
	
DOCUMENT NOT CONSIDERED FINAL UNLESS ALL SIGNATURES COMPLETED	


ALL SIGNS THIS SHEET SEE PAY ITEM  
NOTE 8 UNLESS OTHERWISE NOTED.



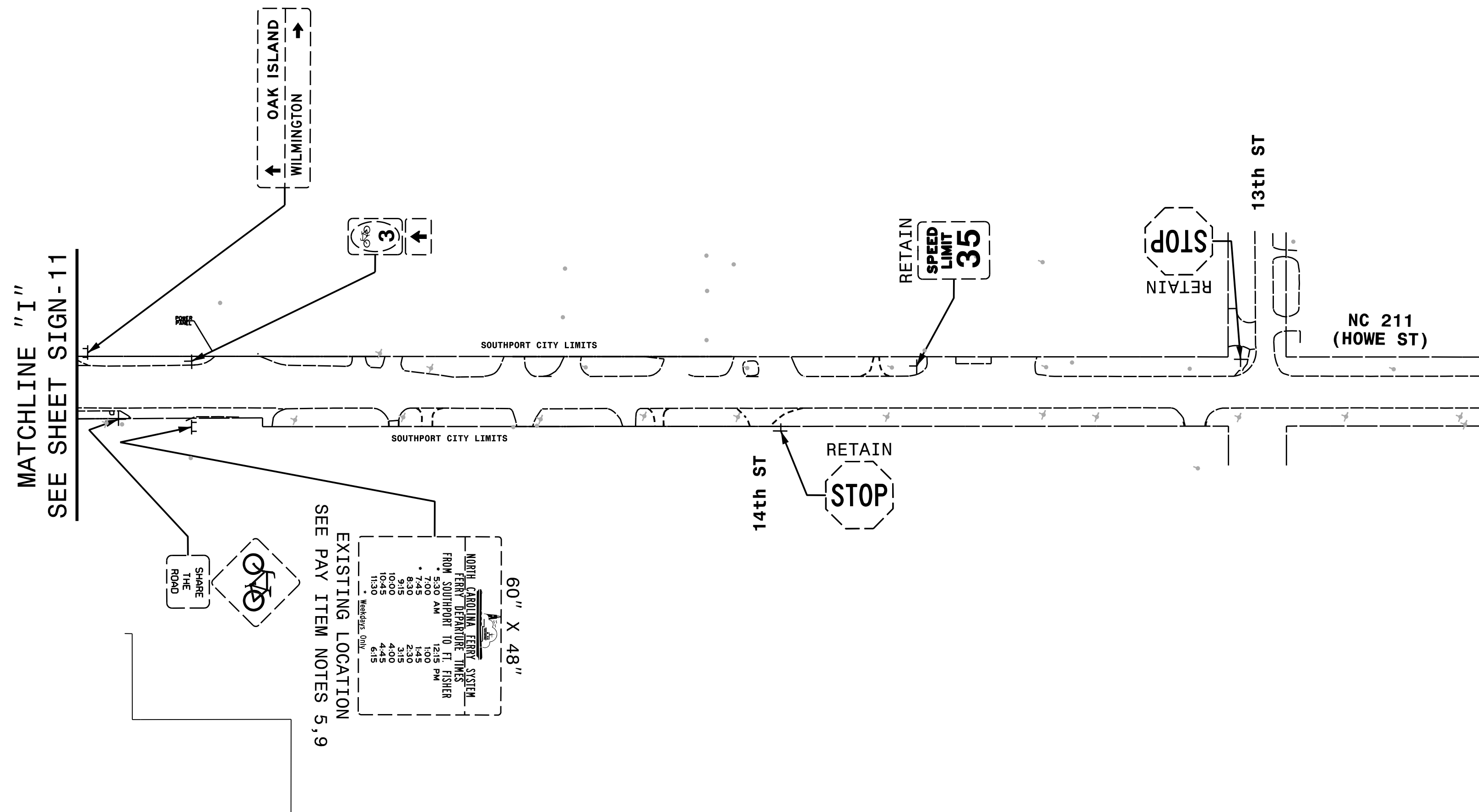
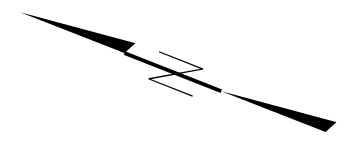
**HNTB**  
 HNTB NORTH CAROLINA, P.C.  
 343 E. Six Forks Road, Suite 200  
 Raleigh, North Carolina 27609  
 NC License No: C-1554  
 (919) 546-8997

**EXISTING SIGNING  
 NC 211 (HOWE ST) AND NC 87  
 (RIVER RD) / SR 1852 (RUARK DR)**




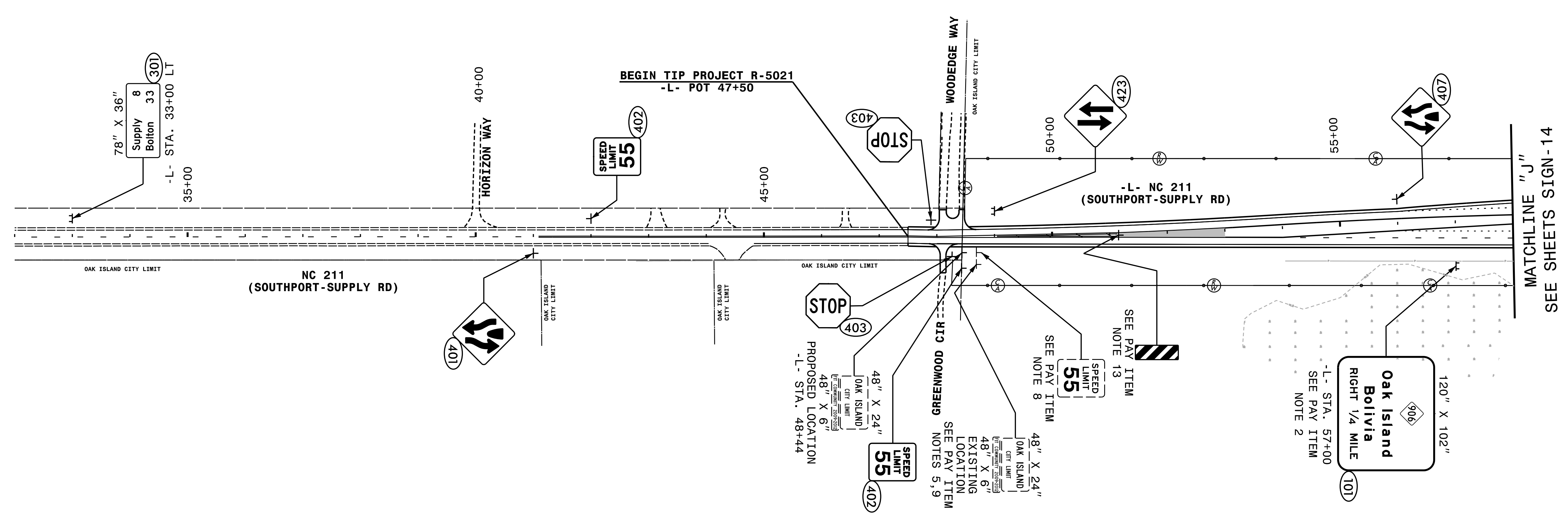
TIP NO. R-5021	SHEET NO. SIGN-12
APPROVED: <i>Andrew D. Klinksieck</i> <small>E-3078F84596E44B</small>	
DATE: 9/2/2021	
SEAL	
	
DOCUMENT NOT CONSIDERED FINAL UNLESS ALL SIGNATURES COMPLETED	

**ALL SIGNS THIS SHEET SEE PAY ITEM  
NOTE 8 UNLESS OTHERWISE NOTED.**




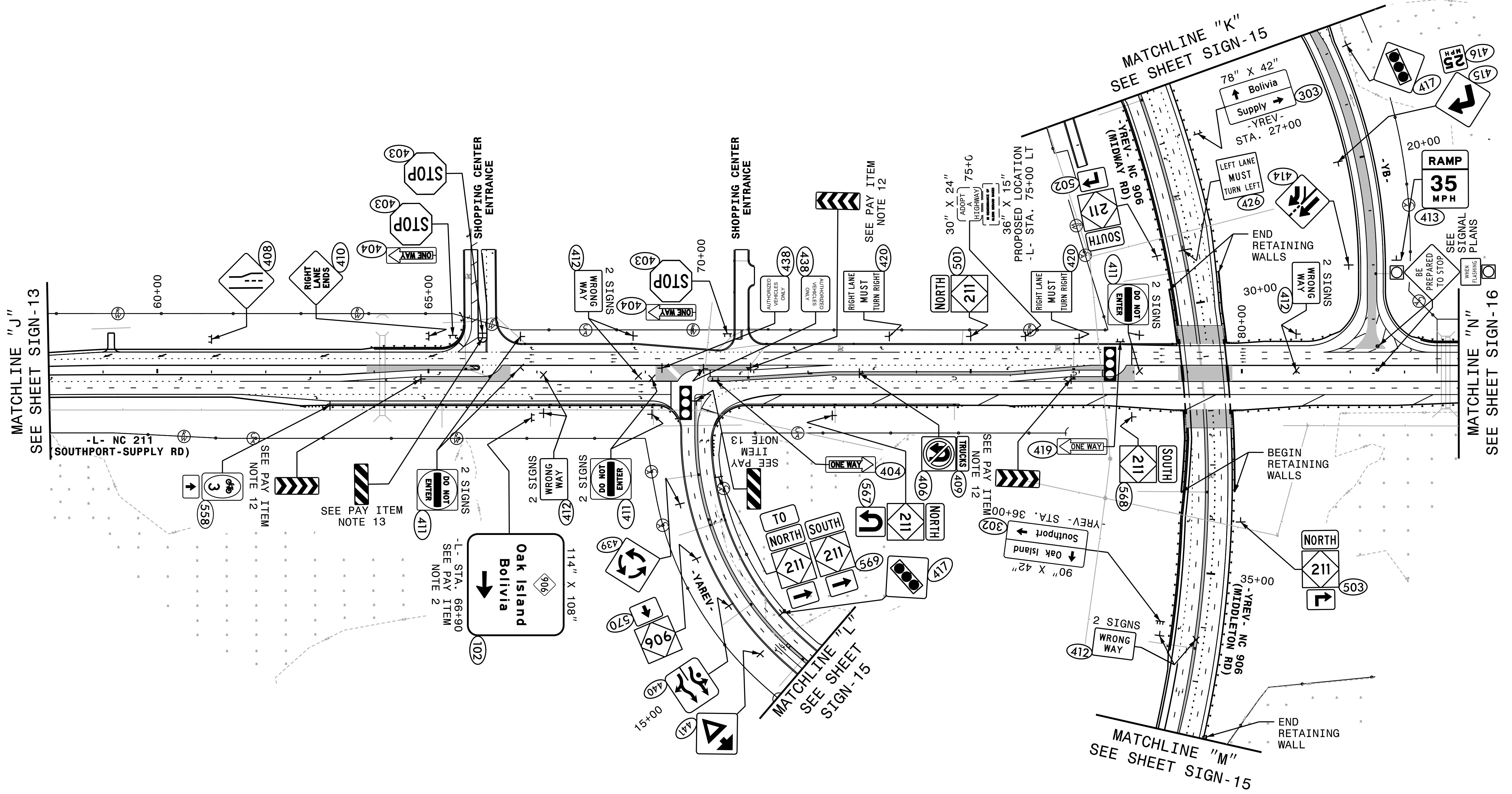
**EXISTING SIGNING  
NC 211 (HOWE ST)**

TIP NO. R-5021	SHEET NO. SIGN-13
APPROVED: <i>Andrew D. Klinckisch</i> E3078F84596E44B	
DATE: 10/28/2021	
SEAL	
	
DOCUMENT NOT CONSIDERED FINAL UNLESS ALL SIGNATURES COMPLETED	






TIP NO. R-5021	SHEET NO. SIGN-14
APPROVED: <i>Andrew D. Klinkosick</i> E3078F84596E44B	
DATE: 10/28/2021	
SEAL	
	
DOCUMENT NOT CONSIDERED FINAL UNLESS ALL SIGNATURES COMPLETED	

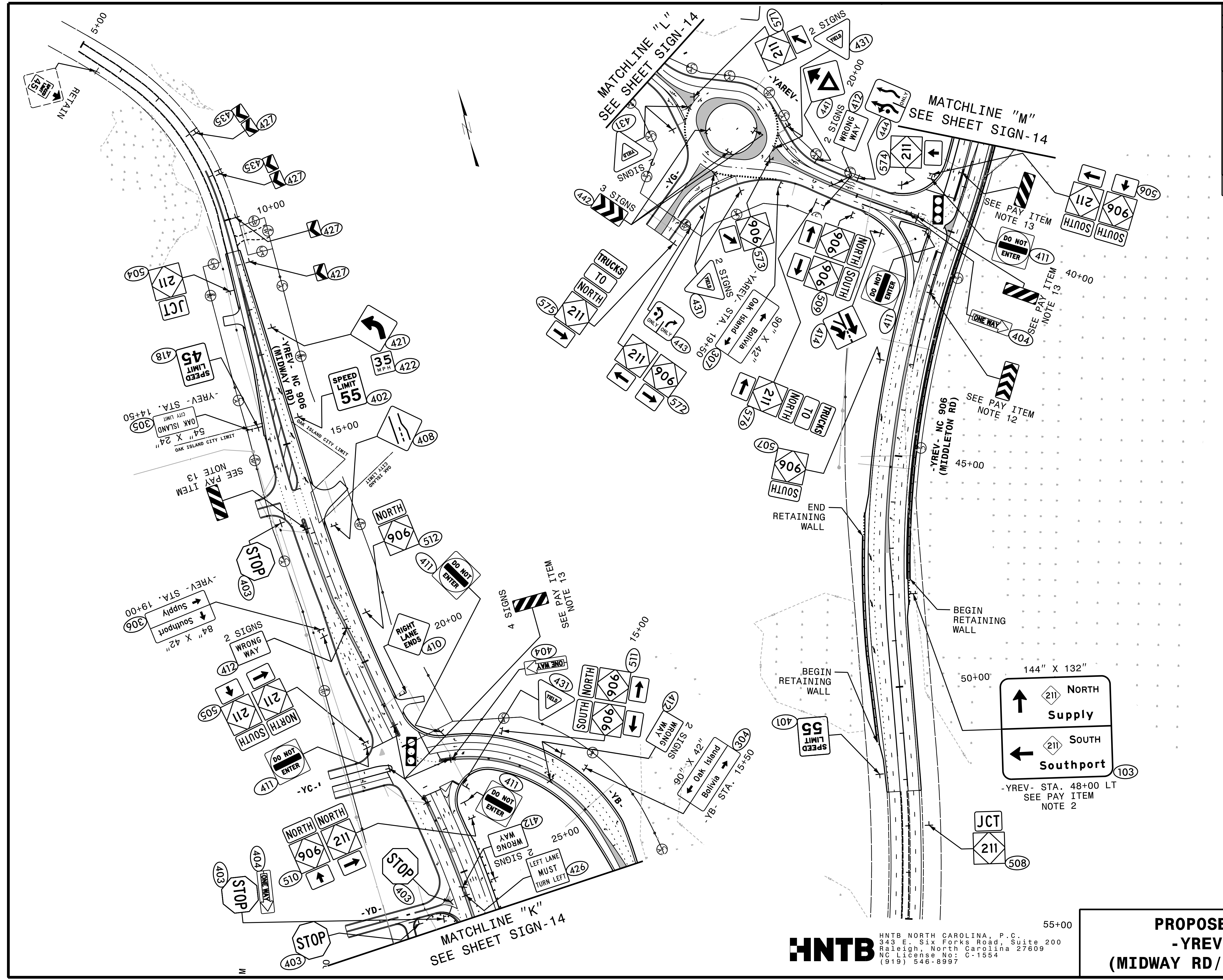


**HNTB**  
 HNTB NORTH CAROLINA, P.C.  
 343 E. Six Forks Road, Suite 200  
 Raleigh, North Carolina 27609  
 NC License No: C-1554  
 (919) 546-8997

**PROPOSED SIGNING**  
**-L- STA. 58+00 TO 84+00**




TIP NO. R-5021	SHEET NO. SIGN-15
APPROVED: <i>Andrew D. Klincksiek</i> <small>E-30789459E44B</small>	
DATE: 10/28/2021	
SEAL	
	
DOCUMENT NOT CONSIDERED FINAL UNLESS ALL SIGNATURES COMPLETED	



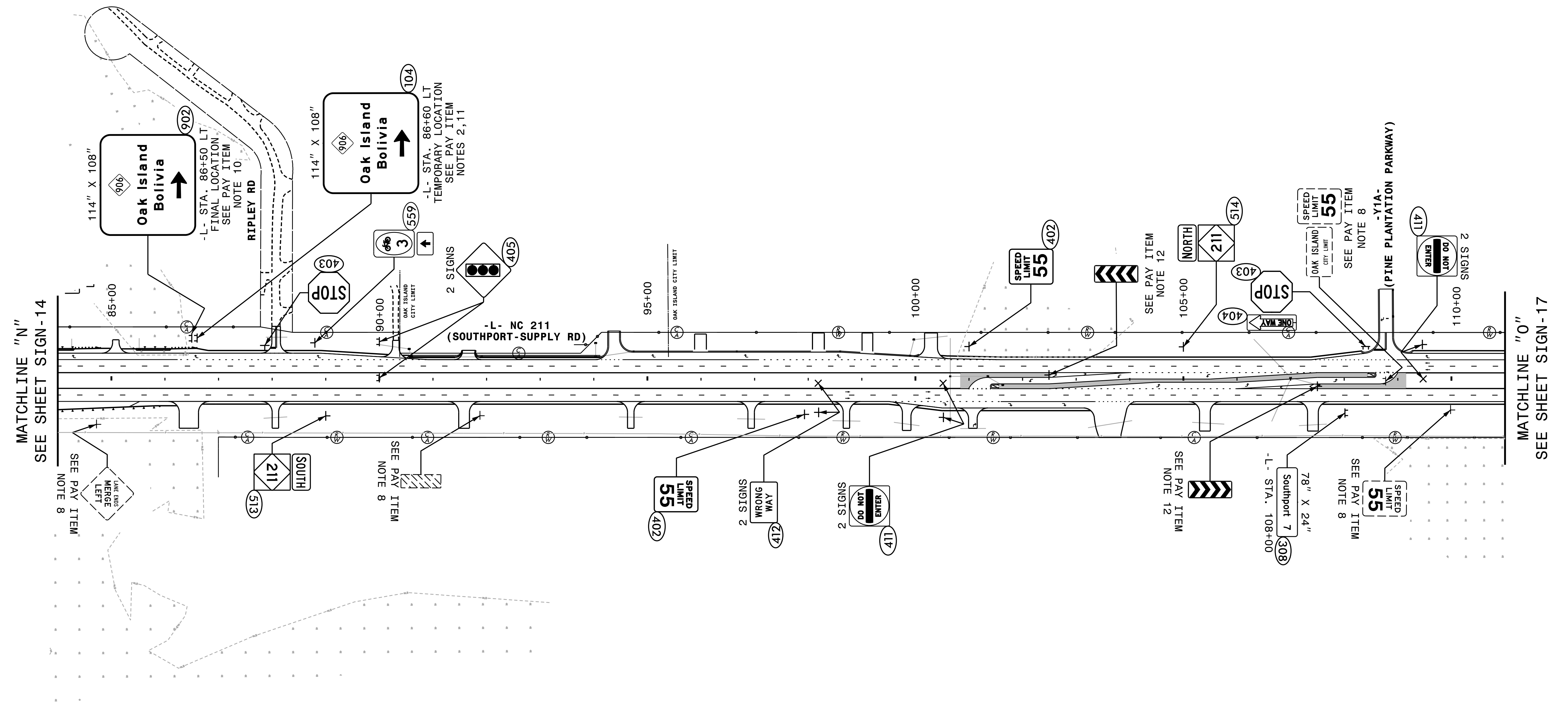
**HNTB**  
 HNTB NORTH CAROLINA, P.C.  
 343 E. Six Forks Road, Suite 200  
 Raleigh, North Carolina 27609  
 NC License No: C-1554  
 (919) 546-8997

**PROPOSED SIGNING**  
**-YREV- NC 906**  
**(MIDWAY RD/ MIDDLETON RD)**




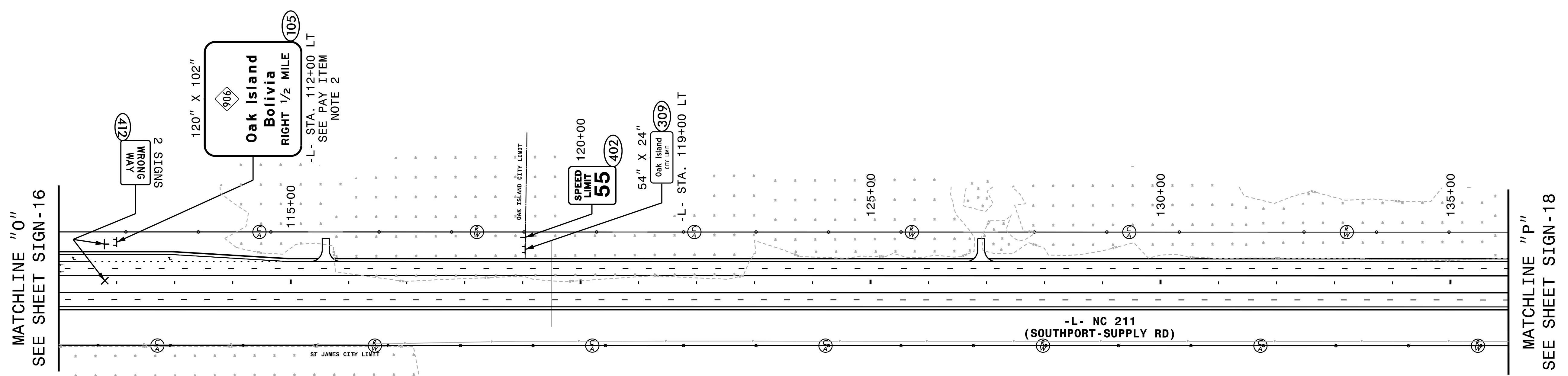
TIP NO. R-5021	SHEET NO. SIGN-16
APPROVED: <i>Andrew D. Klinckisch</i> E3078F84596E44B	
DATE: 10/28/2021	
SEAL 	
DOCUMENT NOT CONSIDERED FINAL UNLESS ALL SIGNATURES COMPLETED	

**SIGN 104 ERECTED ON TEMPORARY WOOD SUPPORTS DURING PHASE 2 OF TRAFFIC CONTROL PLANS. SIGN 104/902 RELOCATED TO -L- STA. 86+50 LT ON STEEL SUPPORTS DURING FINAL PHASE OF CONSTRUCTION.**




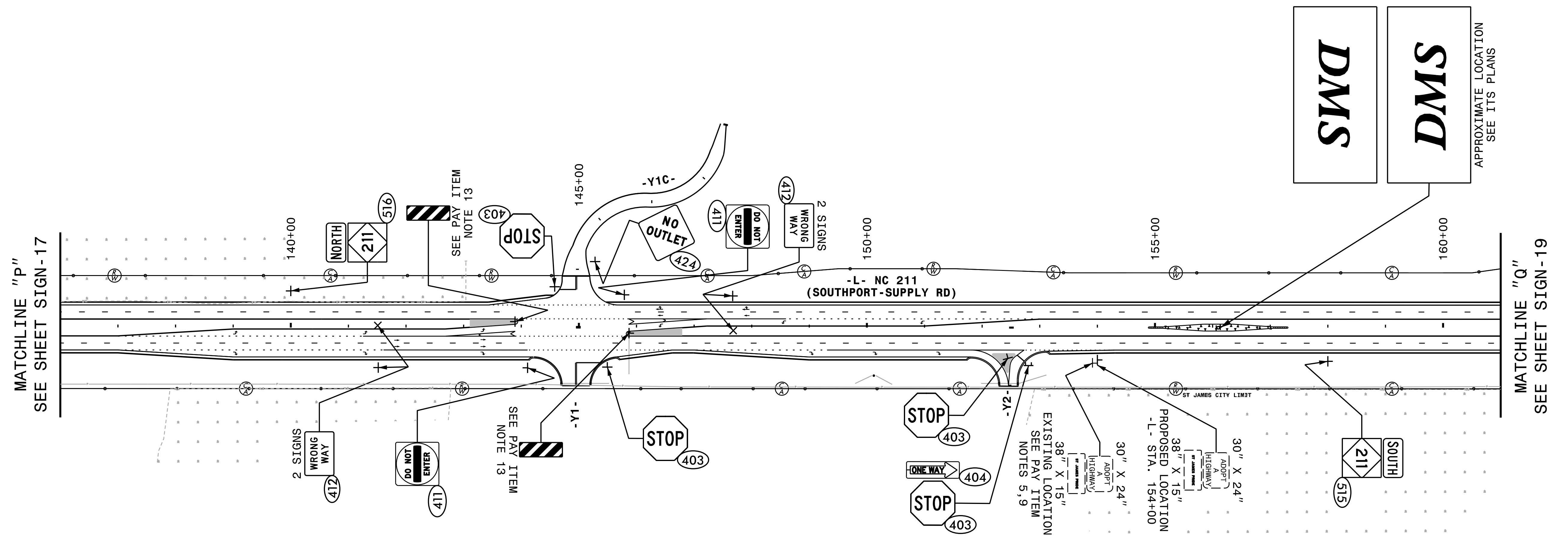
**PROPOSED SIGNING**  
**-L- STA. 84+00 TO 111+00**

TIP NO. R-5021	SHEET NO. SIGN-17
APPROVED: <u>Andrew D. Klincksiek</u> <small>E3078F84596E44B</small>	
DATE: 9/2/2021	
SEAL 	
DOCUMENT NOT CONSIDERED FINAL UNLESS ALL SIGNATURES COMPLETED	






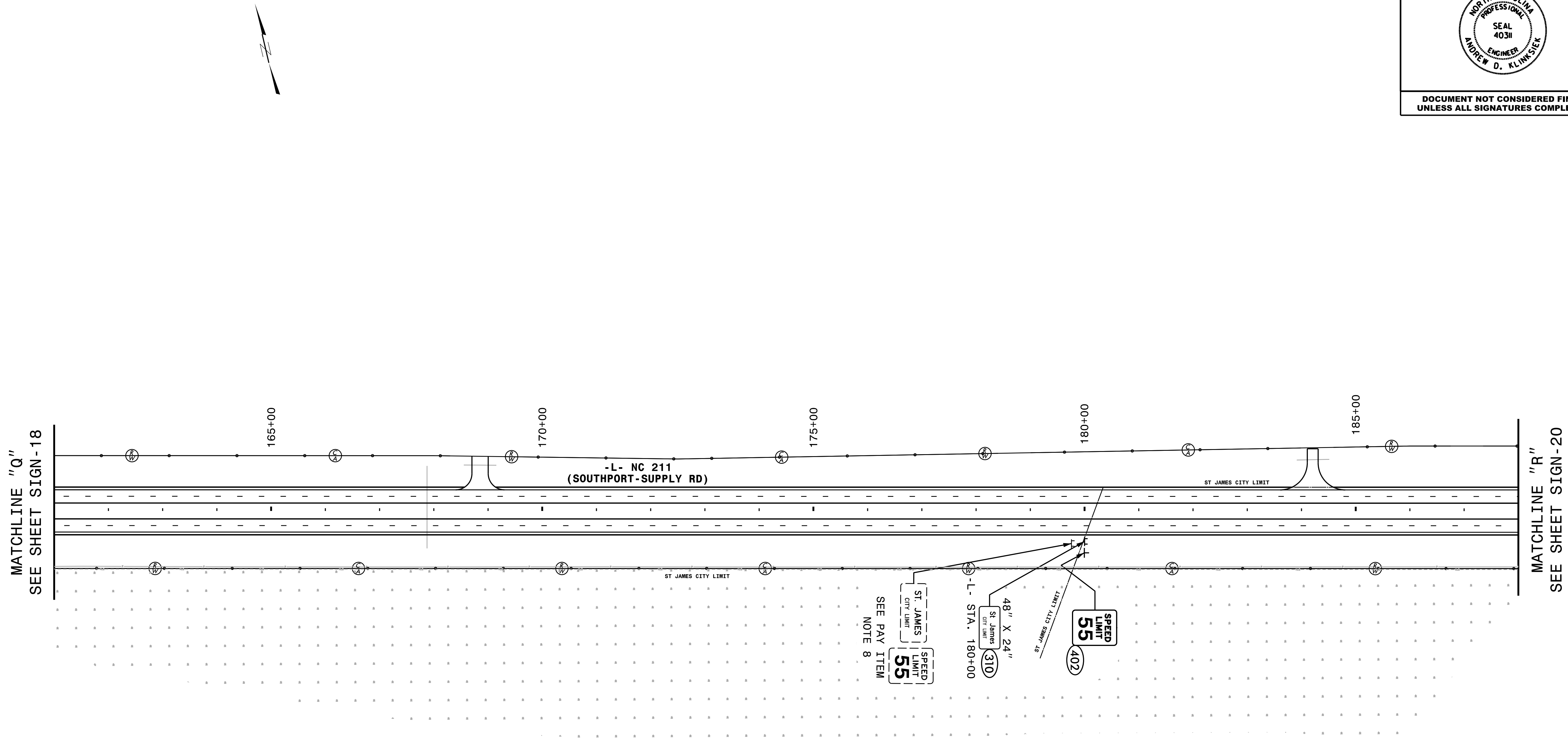
TIP NO. R-5021	SHEET NO. SIGN-18
APPROVED: <i>Andrew D. Klinckisch</i> <small>E3078F84596E44B</small>	
DATE: 10/28/2021	
SEAL	
	
DOCUMENT NOT CONSIDERED FINAL UNLESS ALL SIGNATURES COMPLETED	



**HNTB**  
 HNTB NORTH CAROLINA, P.C.  
 343 E. Six Forks Road, Suite 200  
 Raleigh, North Carolina 27609  
 NC License No: C-1554  
 (919) 546-8997

**PROPOSED SIGNING**  
**-L- STA. 136+00 TO 161+00**

TIP NO. R-5021	SHEET NO. SIGN-19
APPROVED: <u>Andrew D. Klinkosick</u> <small>E3078F84596E44B</small>	
DATE: 9/2/2021	
SEAL 	
<b>DOCUMENT NOT CONSIDERED FINAL UNLESS ALL SIGNATURES COMPLETED</b>	




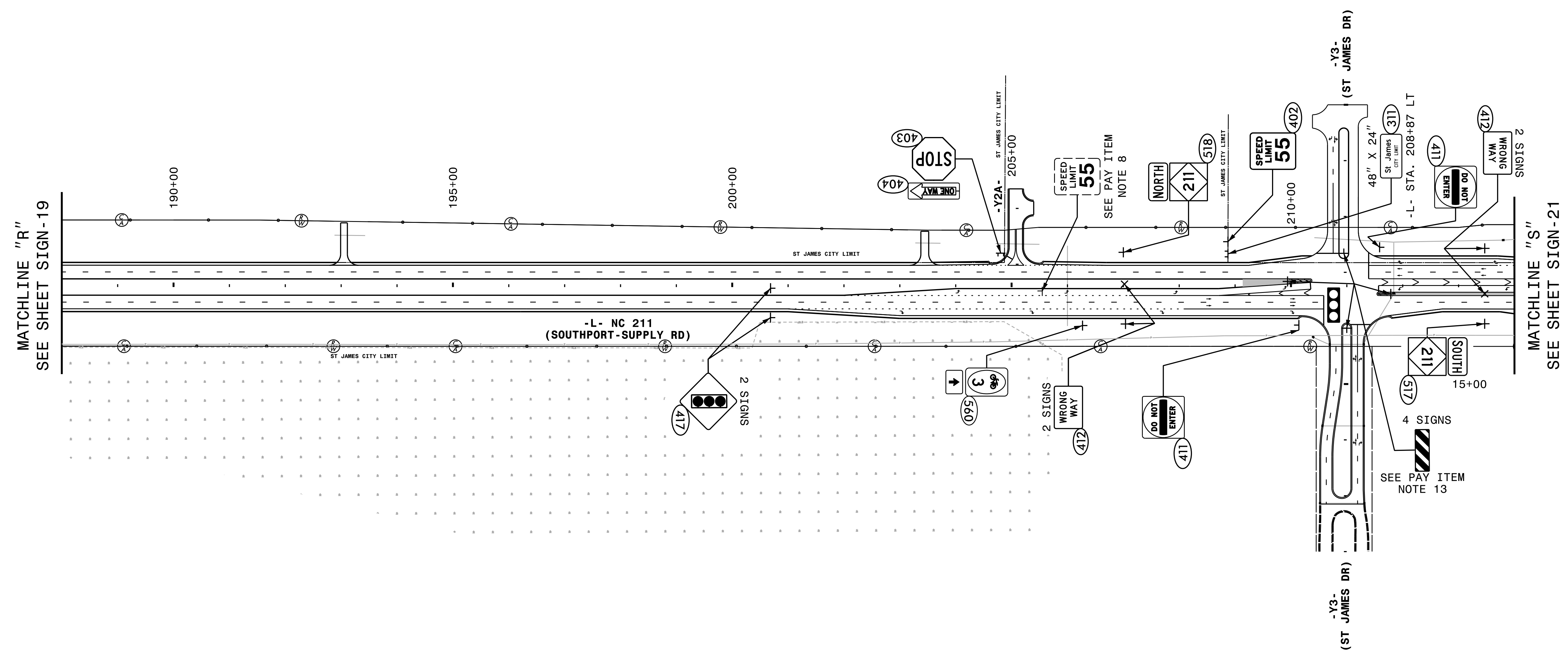
MATCHLINE "Q"  
SEE SHEET SIGN-18

MATCHLINE "R"  
SEE SHEET SIGN-20

**PROPOSED SIGNING**  
**-L- STA. 161+00 TO 188+00**




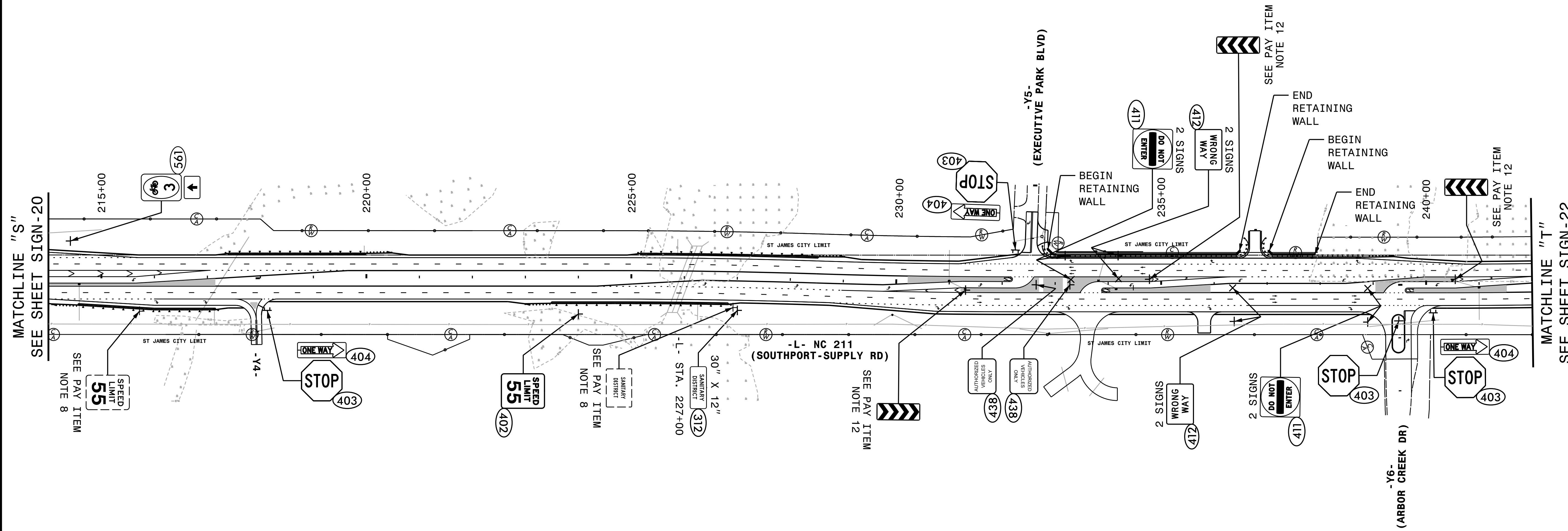
TIP NO. R-5021	SHEET NO. SIGN-20
APPROVED: <i>Andrew D. Klinckisch</i> <small>E3078F8459E44B</small>	
DATE: 10/28/2021	
SEAL	
	
DOCUMENT NOT CONSIDERED FINAL UNLESS ALL SIGNATURES COMPLETED	



**HNTB**  
 HNTB NORTH CAROLINA, P.C.  
 343 E. Six Forks Road, Suite 200  
 Raleigh, North Carolina 27609  
 NC License No: C-1554  
 (919) 546-8997

**PROPOSED SIGNING**  
**-L- STA. 188+00 TO 214+00**


TIP NO. R-5021	SHEET NO. SIGN-21
APPROVED: <i>Andrew D. Klincksiek</i> E3078F84596E44B	
DATE: 10/28/2021	
SEAL	
	
DOCUMENT NOT CONSIDERED FINAL UNLESS ALL SIGNATURES COMPLETED	

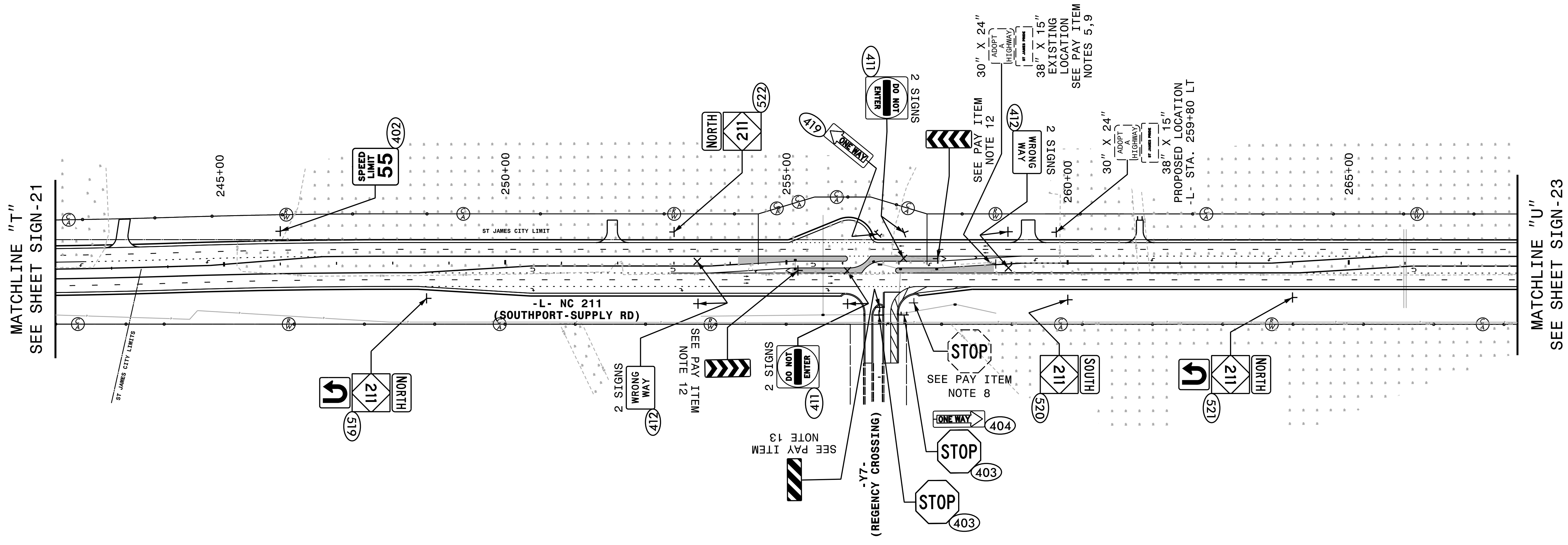


**HNTB**  
 HNTB NORTH CAROLINA, P.C.  
 343 E. Six Forks Road, Suite 200  
 Raleigh, North Carolina 27609  
 NC License No: C-1554  
 (919) 546-8997

**PROPOSED SIGNING**  
**-L- STA. 214+00 TO 242+00**




TIP NO. R-5021	SHEET NO. SIGN-22
APPROVED: <i>Andrew D. Klincksiek</i> E3078F8459E44B	
DATE: 10/28/2021	
SEAL	
	
DOCUMENT NOT CONSIDERED FINAL UNLESS ALL SIGNATURES COMPLETED	

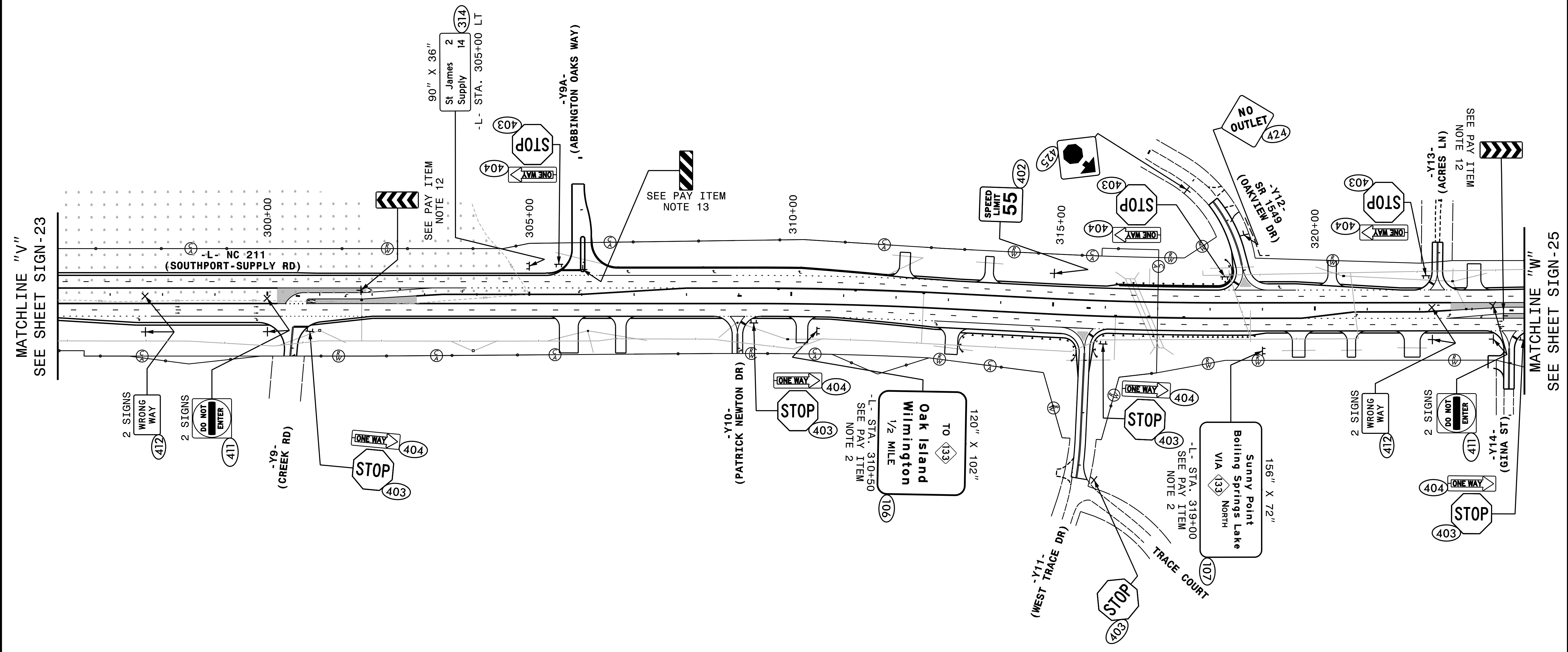


**HNTB**  
 HNTB NORTH CAROLINA, P.C.  
 343 E. Six Forks Road, Suite 200  
 Raleigh, North Carolina 27609  
 NC License No: C-1554  
 (919) 546-8997

**PROPOSED SIGNING**  
**-L- STA. 242+00 TO 268+00**




TIP NO. R-5021	SHEET NO. SIGN-24
APPROVED: <u>Andrew D. Klincksiek</u> <small>E-3078F8459E44B</small>	
DATE: 10/28/2021	
SEAL	
	
DOCUMENT NOT CONSIDERED FINAL UNLESS ALL SIGNATURES COMPLETED	

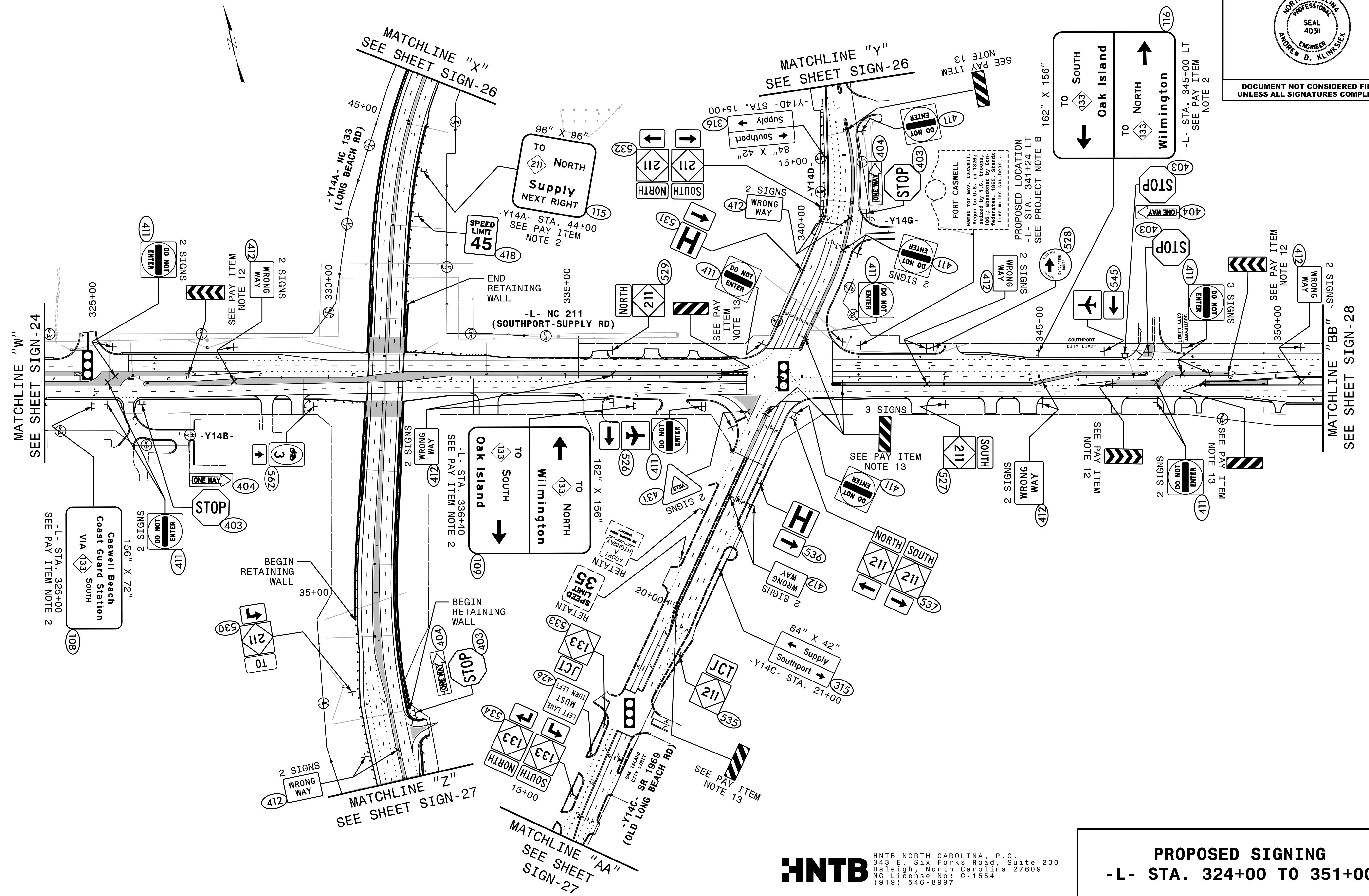


**HNTB**  
 HNTB NORTH CAROLINA, P.C.  
 343 E. Six Forks Road, Suite 200  
 Raleigh, North Carolina 27609  
 NC License No: C-1554  
 (919) 546-8997

**PROPOSED SIGNING**  
**-L- STA. 296+00 TO 324+00**




TIP NO. R-5021	SHEET NO. SIGN-25
APPROVED: <i>Andrew D. Klincksiek</i> E-30784596E4B	
DATE: 10/28/2021	
SEAL	
	
DOCUMENT NOT CONSIDERED FINAL UNLESS ALL SIGNATURES COMPLETED	

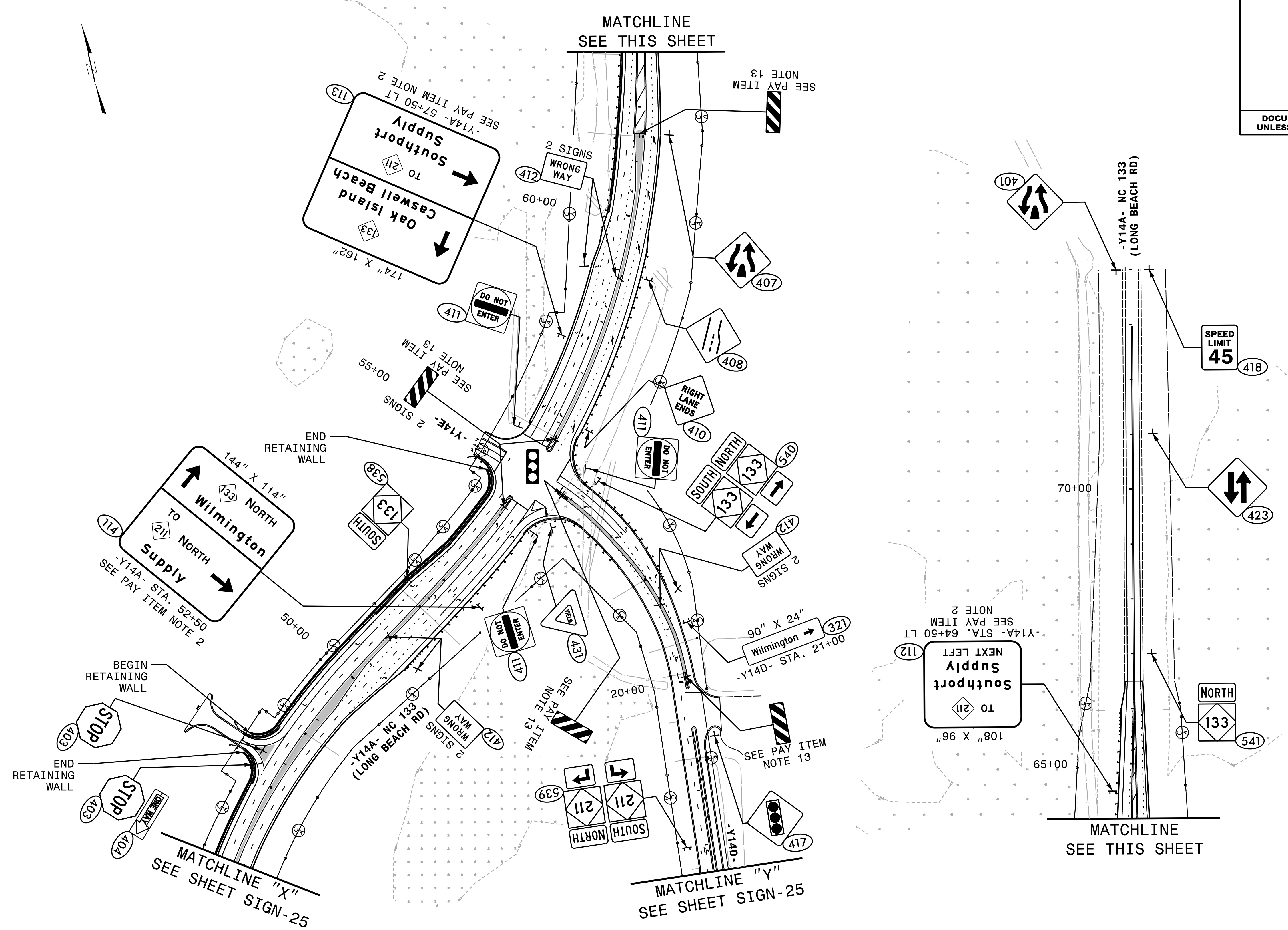


**HNTB**  
 HNTB NORTH CAROLINA, P.C.  
 343 E. Six Forks Road, Suite 200  
 Raleigh, North Carolina 27609  
 NC License No: C-1554  
 (919) 546-8997


**PROPOSED SIGNING**  
**-L- STA. 324+00 TO 351+00**

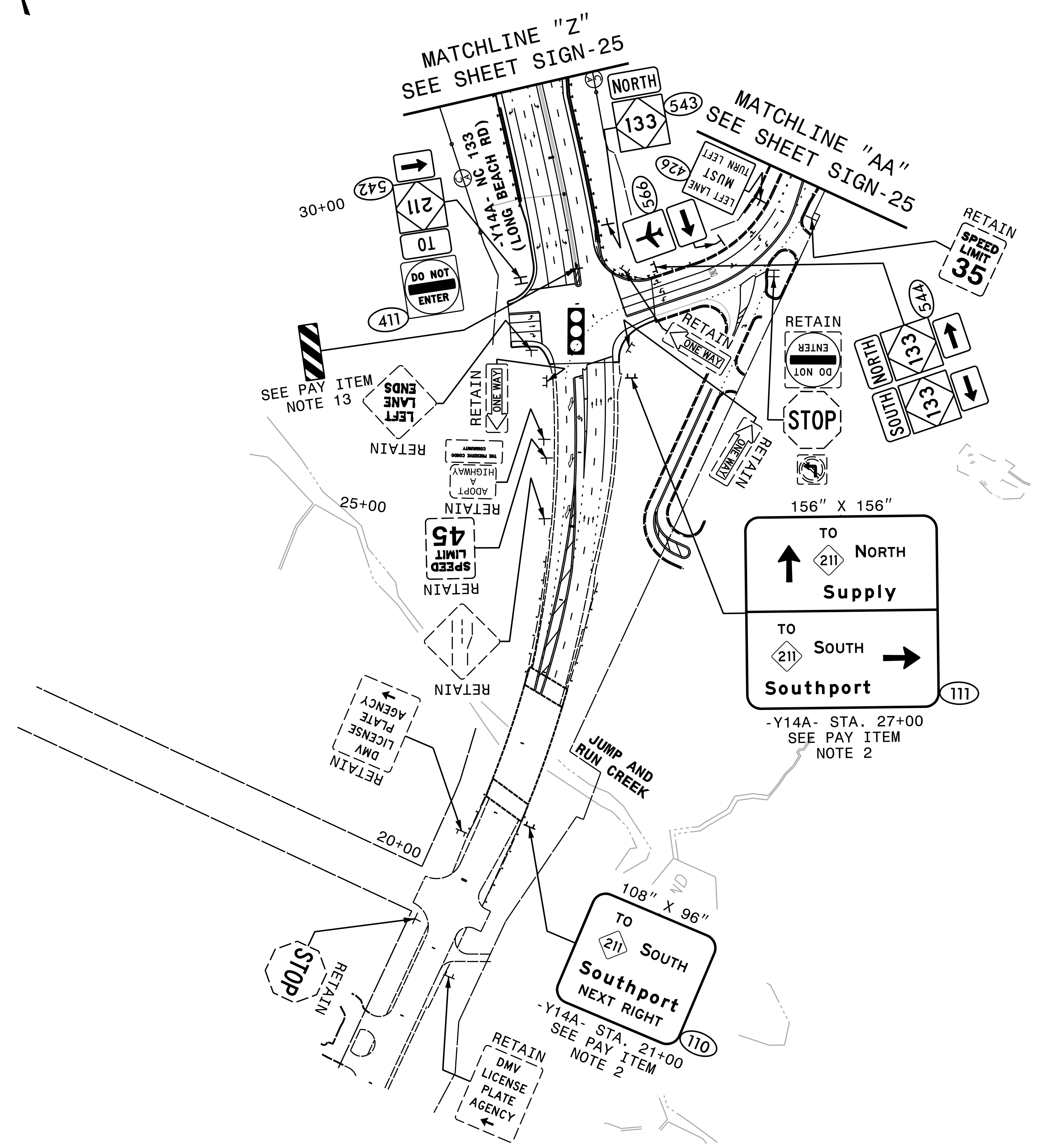
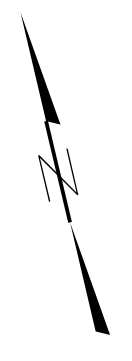


TIP NO. R-5021	SHEET NO. SIGN-26
APPROVED: <u>Andrew D. Klinck</u> <small>E-30789459E44B</small>	
DATE: 10/28/2021	
SEAL	
	
DOCUMENT NOT CONSIDERED FINAL UNLESS ALL SIGNATURES COMPLETED	






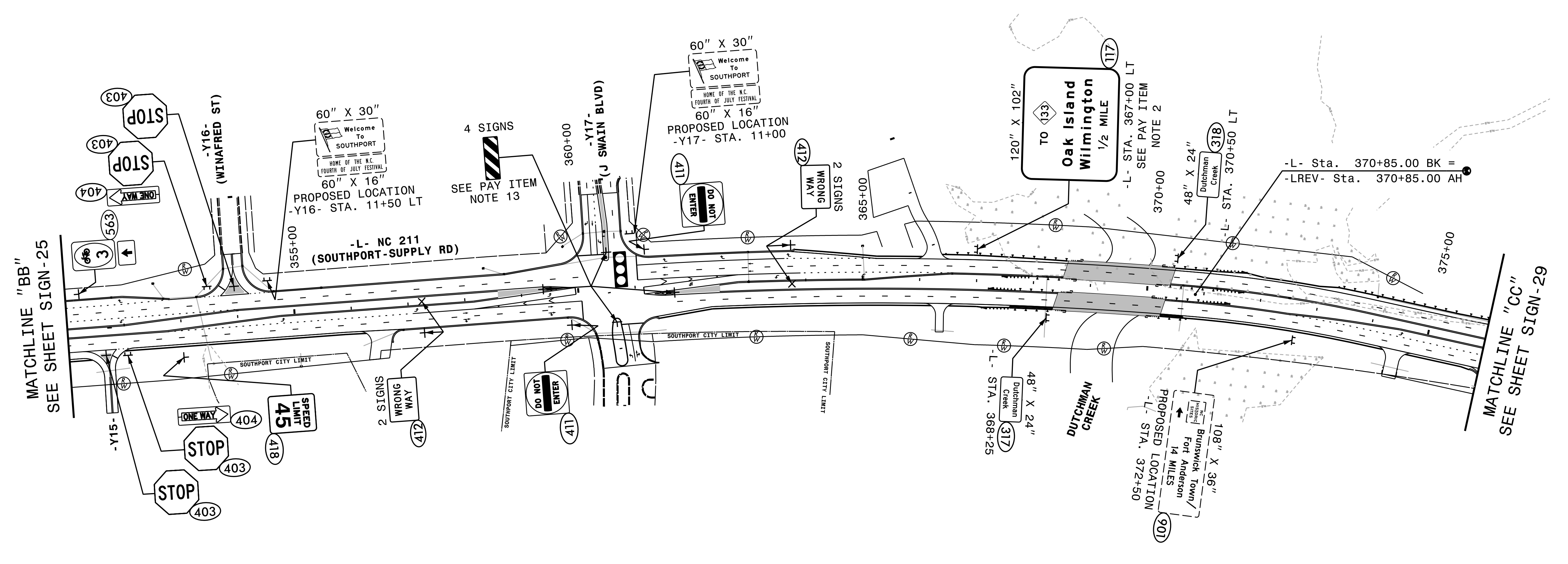
TIP NO. R-5021	SHEET NO. SIGN-27
APPROVED: <i>Andrew D. Klincksiek</i> <small>E-3078F8459E44B</small>	
DATE: 10/28/2021	
SEAL	
	
DOCUMENT NOT CONSIDERED FINAL UNLESS ALL SIGNATURES COMPLETED	



**HNTB**  
 HNTB NORTH CAROLINA, P.C.  
 343 E. Six Forks Road, Suite 200  
 Raleigh, North Carolina 27609  
 NC License No: C-1554  
 (919) 546-8997

**PROPOSED SIGNING**  
**-Y14A- STA. 17+00 TO 31+00**

TIP NO. R-5021	SHEET NO. SIGN-28
APPROVED: <u>Andrew D. Klinckisch</u> <small>E-3078F8459E44B</small>	
DATE: 10/28/2021	
SEAL	
	
DOCUMENT NOT CONSIDERED FINAL UNLESS ALL SIGNATURES COMPLETED	




MATCHLINE "BB"  
SEE SHEET SIGN-25

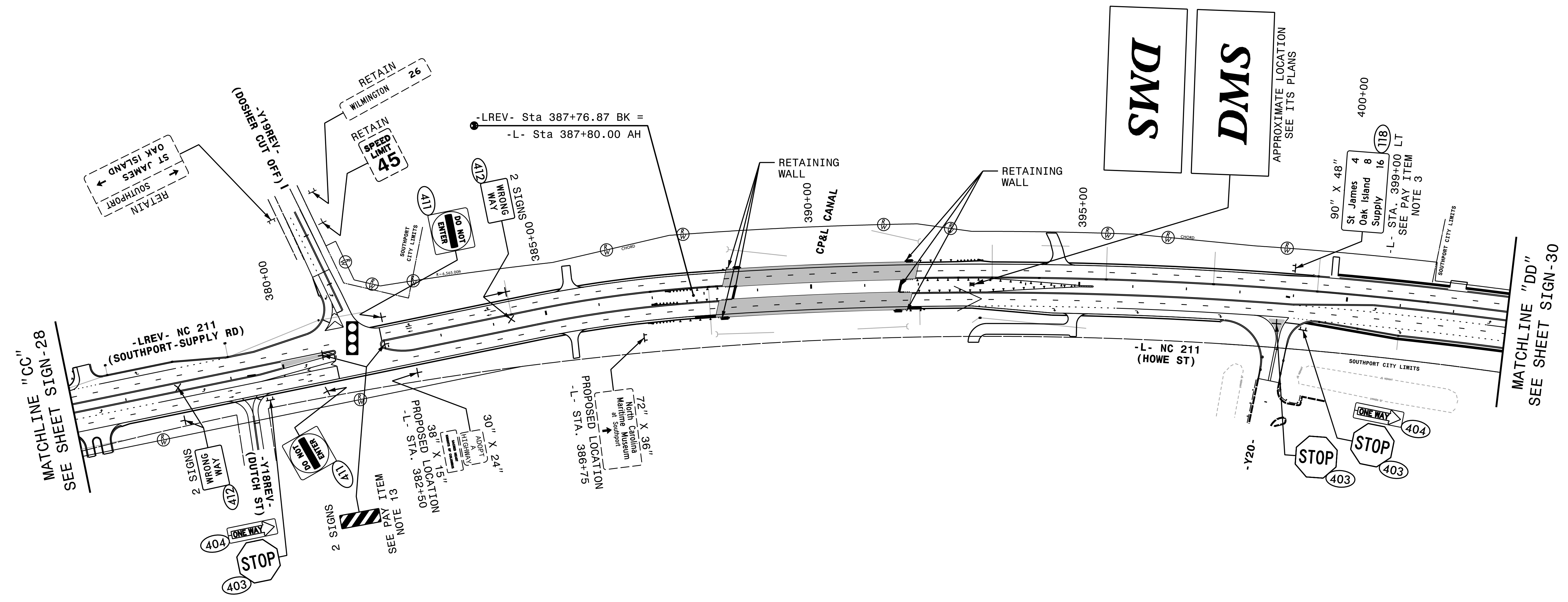
MATCHLINE "CC"  
SEE SHEET SIGN-29

**HNTB**  
 HNTB NORTH CAROLINA, P.C.  
 343 E. Six Forks Road, Suite 200  
 Raleigh, North Carolina 27609  
 NC License No: C-1554  
 (919) 546-8997

**PROPOSED SIGNING**  
**-L- STA. 351+00 TO 376+00**



TIP NO. R-5021	SHEET NO. SIGN-29
APPROVED: <u>Andrew D. Klinckisch</u> <small>E3078F8459E44B</small>	
DATE: 10/28/2021	
SEAL	
	
DOCUMENT NOT CONSIDERED FINAL UNLESS ALL SIGNATURES COMPLETED	




MATCHLINE "CC"  
SEE SHEET SIGN-28

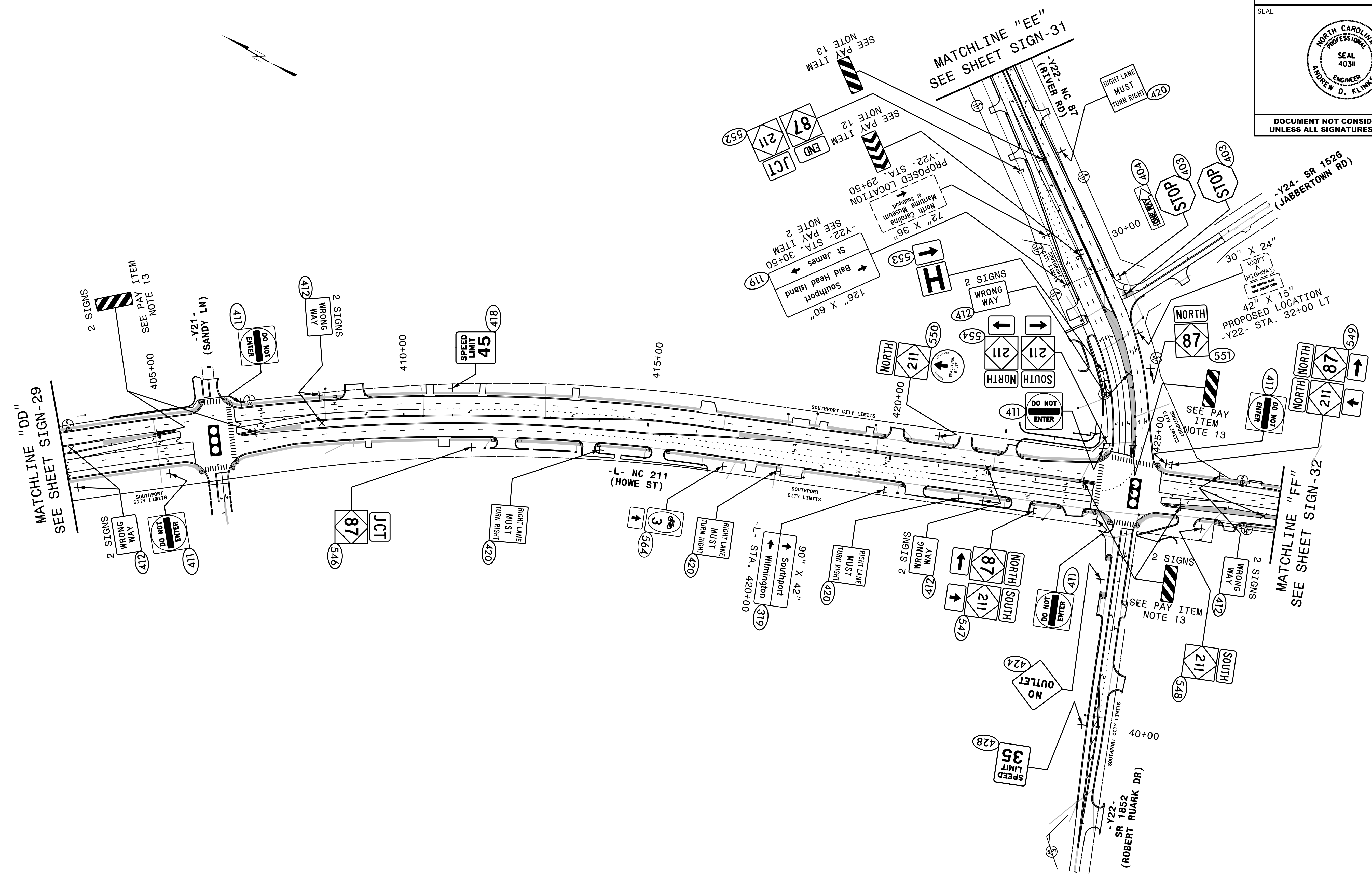
MATCHLINE "DD"  
SEE SHEET SIGN-30

**HNTB**  
 HNTB NORTH CAROLINA, P.C.  
 343 E. Six Forks Road, Suite 200  
 Raleigh, North Carolina 27609  
 NC License No: C-1554  
 (919) 546-8997

**PROPOSED SIGNING**  
**-L- STA. 376+00 TO 403+00**




TIP NO. R-5021	SHEET NO. SIGN-30
APPROVED: <i>Andrew D. Klinck</i> E3078F8459E44B	
DATE: 10/28/2021	
SEAL	
	
DOCUMENT NOT CONSIDERED FINAL UNLESS ALL SIGNATURES COMPLETED	

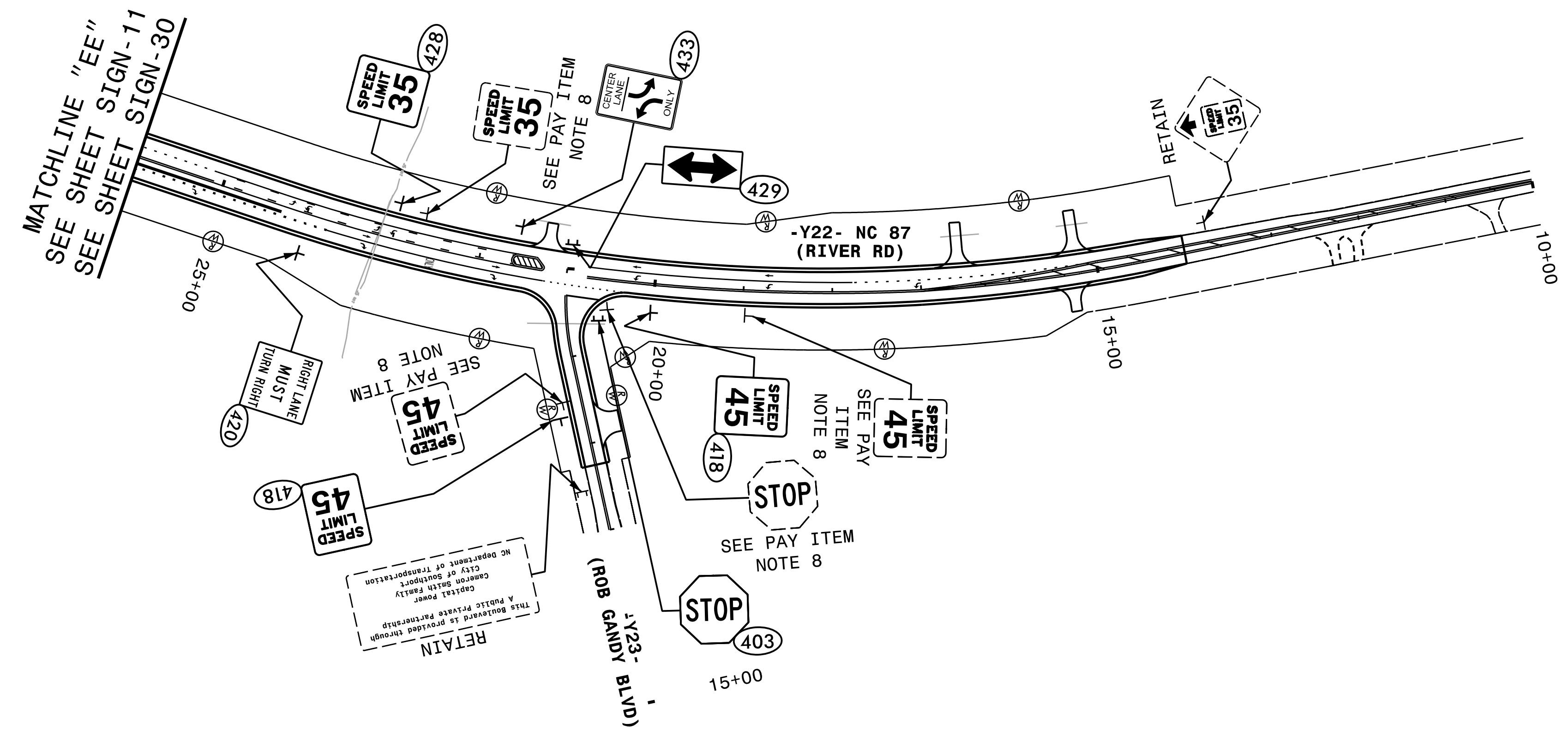




**HNTB**  
 HNTB NORTH CAROLINA, P.C.  
 343 E. Six Forks Road, Suite 200  
 Raleigh, North Carolina 27609  
 NC License No: C-1554  
 (919) 546-8997

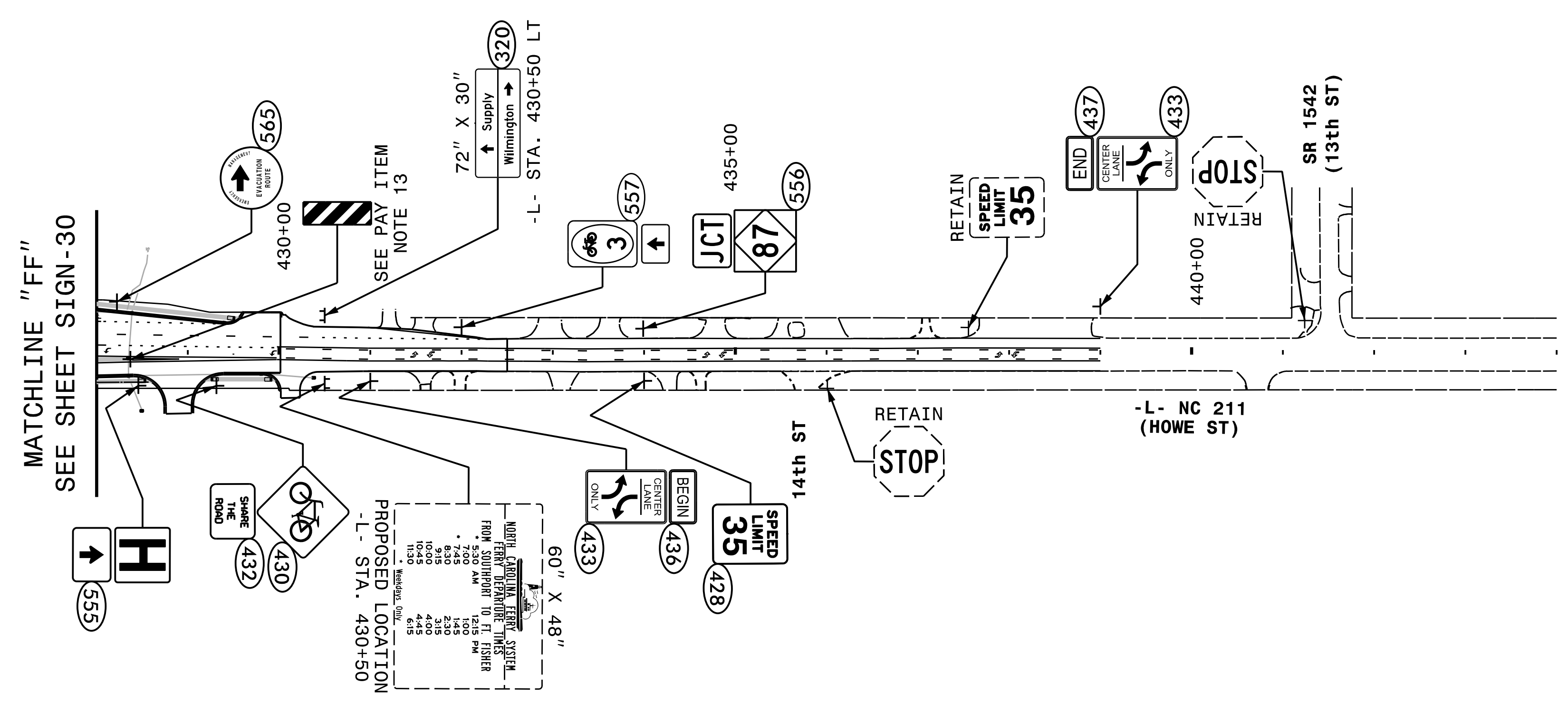
**PROPOSED SIGNING**  
**-L- STA. 402+00 TO 428+00**



TIP NO. R-5021	SHEET NO. SIGN-31
APPROVED: <i>Andrew D. Klinksieck</i> <small>E3078F84596E44B</small>	
DATE: 9/2/2021	
SEAL	
	
DOCUMENT NOT CONSIDERED FINAL UNLESS ALL SIGNATURES COMPLETED	



TIP NO. R-5021	SHEET NO. SIGN-32
APPROVED: <u>Andrew D. Klinckisch</u> <small>E-3078F8459E44B</small>	
DATE: 10/28/2021	
SEAL	
	
DOCUMENT NOT CONSIDERED FINAL UNLESS ALL SIGNATURES COMPLETED	



**HNTB** HNTB NORTH CAROLINA, P.C.  
343 E. Six Forks Road, Suite 200  
Raleigh, North Carolina 27609  
NC License No: C-1554  
(919) 546-8997

**PROPOSED SIGNING**  
**-L- STA. 428+00 TO 444+00**