Watauga Co.
Brg. # 5

FED. ROAD DIST. NO.	STATE	PROJECT NO.
3	N.C.	B-452

F.A. Proj. S-65(3)

A 20

I Hereby Certify that this Structure has been Built According to Plan
Signed
Resident Engineer

SECTION C-D

SECTION E-E

ELEVATION

PLAN

SECTION A-A

SECTION B-B

SECTION THRU BEAM

SPANS A-B-C-D-E

SPANS A & E

SPANS B-C & D

DETAILS - BOTTOM FLANGE

PROJECT NO. 8-452
WATAUGA COUNTY
STATION: 163+02
SPANS A-B-C-D-E

STATE OF NORTH CAROLINA
STATE HIGHWAY AND PUBLIC WORKS COMMISSION
SUPERSTRUCTURE
JAN. 1955

S-2
15

SHEET 1 OF 2

Watauga Co.
Brg. #5

FED. ROAD CTL. NO.	STATE	PROJECT NO.
5	N.C.	8-452

R.A. Proj. S-651(3)

SHEET NO.	TOTAL SHEETS
3	10

Note: Payment for excavation of the cross-hatched area below and material under proposed bridge close to base line outside of dry excav. limits and for a distance of 75' normal to ℄ and on each side of ℄ shall be included in the unit contract price for the several pay items.

NOTES

Assumed Live Load H15-S13.4

Piles for End Bent #1 shall be driven to a minimum bearing capacity of 28 Tons each

Computed foundation load for—
Bent #1 = 3.75 Tons per sq. ft.
Bent #2 = 3.50 " " " "
Bent #3 = 3.50 " " " "
Bent #4 = 4.00 " " " "
End Bent #2 = 3.25 " " " "

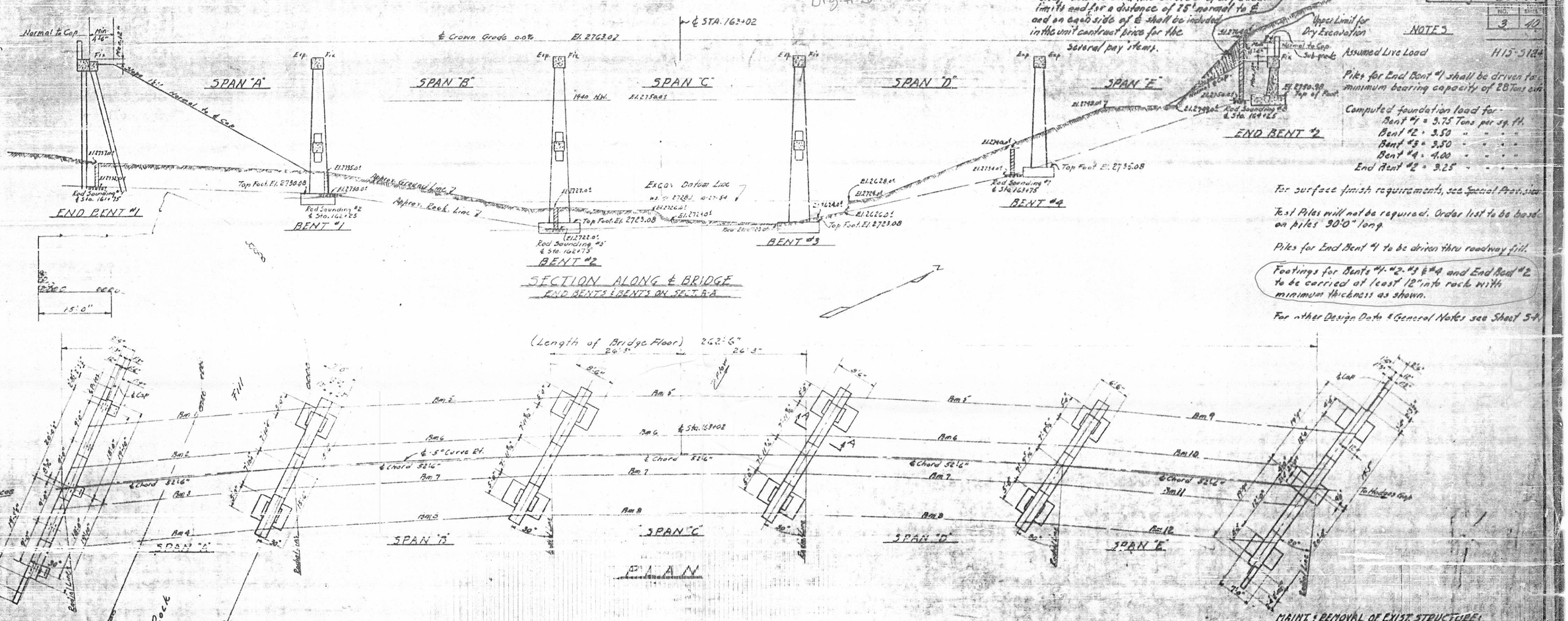
For surface finish requirements, see General Provisions

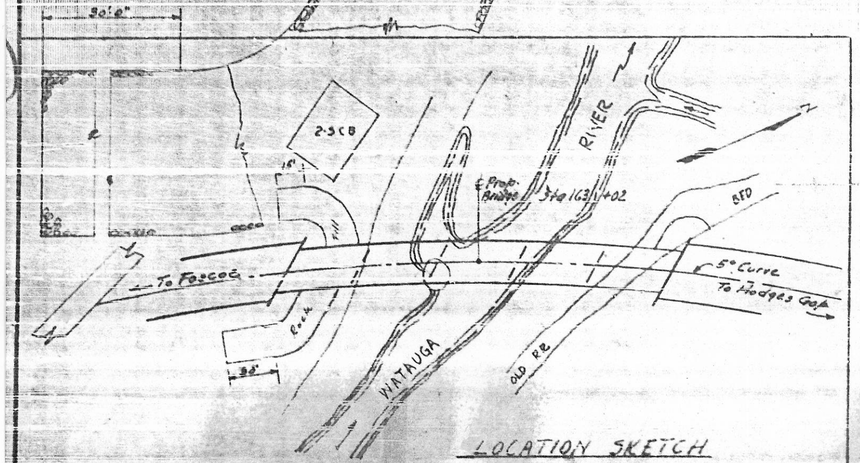
Test Piles will not be required. Order list to be based on piles 30'0" long

Piles for End Bent #1 to be driven thru roadway fill.

Footings for Bents #1, #2, #3 & #4 and End Bent #2 to be carried at least 12" into rock with minimum thickness as shown.

For other Design Data & General Notes see Sheet 5-A





MAINT. & REMOVAL OF EXIST. STRUCTURE:
After serving as a temporary crossing the existing structure, located 250'± down stream and consisting of ten 24'-0" 3 @ 40 T Mun. Steers on concrete abuts & piers, shall be removed as follows:—
Superstructure: Completely.
Piers to stream bed.
Remove top of abut. wings down to bridge seat elevation. See Spec's.

I Hereby Certify that the Structure was Built According to Plans.

Signed E. F. Kirgh
Resident Engineer

PROJECT NO. 8-452

WATAUGA COUNTY

STATION: 163+02

See Masonry Book #1 of 2 Page 19
B.M.- No. 10- X-Mark on corner of Concrete Foundation of Stor. Bldg. 65' Lt. Sta. 161+90 - Elev. ℄ 1534

TOTAL BILL OF MATERIAL

	Class "A" Conc. Cu. Yds.	Reinf. Steel Lbs.	Struct. Steel Approx. Lbs.	12"ø53" Steel H Piles No.	12"ø53" Steel H Piles Lin. Ft.	Steel H Piles Pounds per ft.	Excav. Cu. Yds. Dry	Excav. Cu. Yds. Wet	Maint. & Rem'l. of Exist. Struct. Lump Sum	Excav. Cu. Yds. Inst'l'd Stone
Superstructure	245.1	49527	175052		261'-0"±					
End Bent #1	140	2786		8	240	2 12"ø53				
Bent #1	43	6497	-6497				55	230	230	46
Bent #2	42.9	6958					51.5	215		
Bent #3	42.9	6868						185		
Bent #4	30	4810	-5044				40		60	26
End Bent #2	19	3780					11.5		52	
Approach Curb	2.8	76								
TOTAL	490	84297	175052	8	240 261'-0"±	2 12"ø53	153	630	342	72

Lump Sum 1256

STATE OF NORTH CAROLINA
STATE HIGHWAY AND PUBLIC WORKS COMMISSION
RALEIGH
GENERAL DRAWING
BRIDGE OVER WATAUGA RIVER
ON COUNTY ROAD
BETWEEN FOSCOE & HODGES GAP
JAN. 1955

DESIGNED BY: J. Long DATE:
DRAWN BY: J. Hildreth DATE: Jan. 1955
CHECKED BY: [illegible] DATE:
TRACED BY: [illegible] DATE: Jan. 1955

REVISIONS

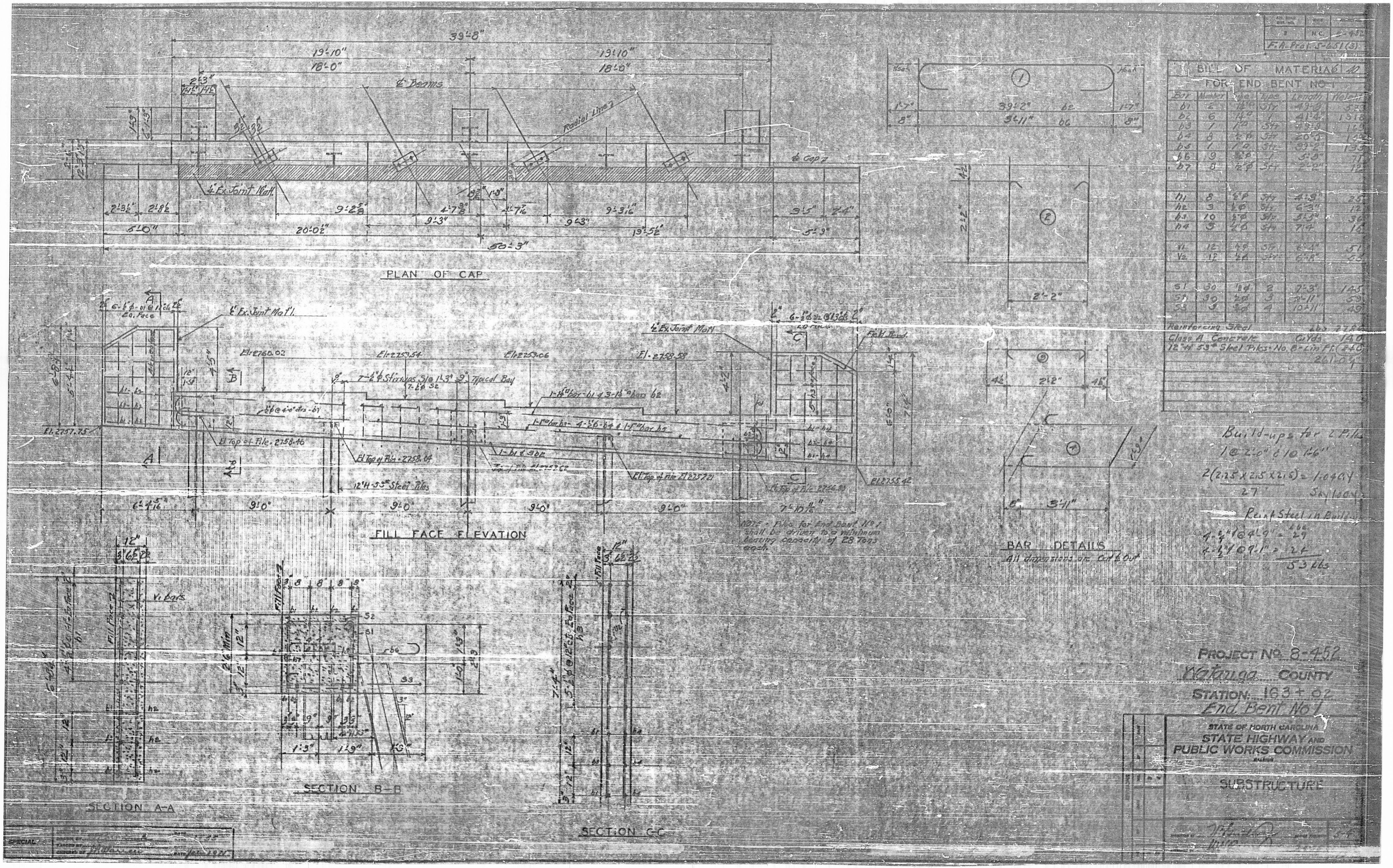
5-A

FED. ROAD PROJ. NO.	STATE	PROJ. NO.
3	N.C.	S-452

E.A. Proj. S-451(3)

BILL OF MATERIAL — FIVE SPANS

Bar	No.	Size	Type	Length	Weight	Bar	No.	Size	Type	Length	Weight	Bar	No.	Size	Type	Length	Weight
a1	345	#8	1	30'-11"	11676	a23	5			24'-10"	34	a33	5	#5	5	4'-10"	12
a2	360	#8	2	31'-0"	11956	a24	5	#4	4	24'-10"	456	a34	5	#5	5	5'-0"	13
a3	10	#8	3	25'-6"	836	a25	5			23'-11"	149	a35	5	#5	5	5'-10"	15
a4	10			24'-7"	777	a26	5			23'-0"	143	b1	710	#8	7	16'-7"	7870
a5	10			24'-8"	780	a27	5			22'-1"	138	b2	710	#8	7	16'-7"	7870
a6	10			23'-9"	750	a28	5			21'-2"	132	b3	10	#8	7	16'-7"	111
a7	10			22'-11"	724	a29	5			20'-3"	126	b4	2	#8	7	16'-7"	22
a8	10			22'-0"	695	a30	5			19'-4"	120	b5	2	#8	7	16'-7"	22
a9	10			21'-1"	666	a31	5			18'-5"	114	b6	2	#8	7	16'-7"	22
a10	10			20'-2"	637	a32	5			17'-6"	109	b7	2	#8	7	16'-7"	22
a11	10			19'-3"	608	a33	5			16'-7"	103	b8	2	#8	7	16'-7"	22
a12	10			18'-4"	579	a34	5			15'-8"	97	b9	2	#8	7	16'-7"	22
a13	10			17'-5"	550	a35	5			14'-9"	92	b10	2	#8	7	16'-7"	22
a14	10			16'-6"	521	a36	5			13'-10"	86	b11	2	#8	7	16'-7"	22
a15	10			15'-7"	492	a37	5			12'-11"	80	b12	2	#8	7	16'-7"	22
a16	10			14'-8"	463	a38	5			12'-0"	75	b13	2	#8	7	16'-7"	22
a17	10			13'-9"	434	a39	5			11'-1"	69	b14	2	#8	7	16'-7"	22
a18	10			12'-10"	405	a40	5			10'-2"	63	b15	2	#8	7	16'-7"	22
a19	10			11'-11"	376	a41	5			9'-3"	57	b16	2	#8	7	16'-7"	22
a20	10			11'-0"	347	a42	5			8'-4"	52	b17	2	#8	7	16'-7"	22
a21	10			10'-1"	318	a43	5			7'-5"	46	b18	2	#8	7	16'-7"	22
a22	10			9'-2"	289	a44	5			6'-6"	40	b19	2	#8	7	16'-7"	22
a23	10			8'-3"	260	a45	5			5'-7"	35	b20	2	#8	7	16'-7"	22
a24	10			7'-4"	231	a46	5			4'-8"	29	b21	2	#8	7	16'-7"	22
a25	10			6'-5"	202	a47	5			3'-9"	24	b22	2	#8	7	16'-7"	22
a26	10			5'-6"	173	a48	5			2'-10"	18	b23	2	#8	7	16'-7"	22
a27	10			4'-7"	145	a49	5			2'-0"	13	b24	2	#8	7	16'-7"	22
a28	10			3'-8"	116	a50	5			1'-1"	7	b25	2	#8	7	16'-7"	22
a29	10			2'-9"	87	a51	5			0'-2"	2	b26	2	#8	7	16'-7"	22
a30	10			1'-10"	58	a52	5			0'-3"	2	b27	2	#8	7	16'-7"	22
a31	10			0'-11"	29	a53	5			0'-4"	3	b28	2	#8	7	16'-7"	22
a32	10			0'-0"	0	a54	5			0'-5"	3	b29	2	#8	7	16'-7"	22
a33	5	#8	4	30'-11"	651	a55	5			0'-6"	4	b30	2	#8	7	16'-7"	22
a34	5	#8	4	30'-0"	631	a56	5			0'-7"	4	b31	2	#8	7	16'-7"	22
a35	5	#8	4	29'-1"	611	a57	5			0'-8"	5	b32	2	#8	7	16'-7"	22
a36	5			28'-2"	592	a58	5			0'-9"	5	b33	2	#8	7	16'-7"	22
a37	5			27'-3"	572	a59	5			0'-10"	6	b34	2	#8	7	16'-7"	22
a38	5			26'-4"	553	a60	5			0'-11"	6	b35	2	#8	7	16'-7"	22
a39	5			25'-5"	534	a61	5			1'-0"	6	b36	2	#8	7	16'-7"	22
a40	5			24'-6"	515	a62	5			1'-1"	7	b37	2	#8	7	16'-7"	22
a41	5			23'-7"	496	a63	5			1'-2"	7	b38	2	#8	7	16'-7"	22
a42	5			22'-8"	476	a64	5			1'-3"	8	b39	2	#8	7	16'-7"	22
a43	5			21'-9"	457	a65	5			1'-4"	8	b40	2	#8	7	16'-7"	22
a44	5			20'-10"	438	a66	5			1'-5"	9	b41	2	#8	7	16'-7"	22
a45	5			19'-11"	419	a67	5			1'-6"	9	b42	2	#8	7	16'-7"	22
a46	5			19'-0"	399	a68	5			1'-7"	10	b43	2	#8	7	16'-7"	22
a47	5			18'-1"	380	a69	5			1'-8"	10	b44	2	#8	7	16'-7"	22
a48	5			17'-2"	361	a70	5			1'-9"	11	b45	2	#8	7	16'-7"	22
a49	5			16'-3"	342	a71	5			1'-10"	11	b46	2	#8	7	16'-7"	22
a50	5			15'-4"	322	a72	5			1'-11"	12	b47	2	#8	7	16'-7"	22
a51	5			14'-5"	303	a73	5			2'-0"	13	b48	2	#8	7	16'-7"	22
a52	5			13'-6"	284	a74	5			2'-1"	13	b49	2	#8	7	16'-7"	22
a53	5			12'-7"	265	a75	5			2'-2"	14	b50	2	#8	7	16'-7"	22
a54	5			11'-8"	245	a76	5			2'-3"	14	b51	2	#8	7	16'-7"	22
a55	5			10'-9"	226	a77	5			2'-4"	15	b52	2	#8	7	16'-7"	22
a56	5			9'-10"	207	a78	5			2'-5"	15	b53	2	#8	7	16'-7"	22
a57	5			8'-11"	188	a79	5			2'-6"	16	b54	2	#8	7	16'-7"	22
a58	5			8'-0"	168	a80	5			2'-7"	16	b55	2	#8	7	16'-7"	22
a59	5			7'-1"	149	a81	5			2'-8"	17	b56	2	#8	7	16'-7"	22
a60	5			6'-2"	130	a82	5			2'-9"	17	b57	2	#8	7	16'-7"	22
a61	5			5'-3"	111	a83	5			2'-10"	18	b58	2	#8	7	16'-7"	22
a62	5			4'-4"	92	a84	5			2'-11"	18	b59	2	#8	7	16'-7"	22
a63	5			3'-5"	72	a85	5			3'-0"	19	b60	2	#8	7	16'-7"	22
a64	5			2'-6"	53	a86	5			3'-1"	19	b61	2	#8	7	16'-7"	22
a65	5			1'-7"	34	a87	5			3'-2"	20	b62	2	#8	7	16'-7"	22
a66	5			0'-8"	14	a88	5			3'-3"	20	b63	2	#8	7	16'-7"	22
a67	5			0'-9"	16	a89	5			3'-4"	21	b64	2	#8	7	16'-7"	22
a68	5			0'-10"	18	a90	5			3'-5"	21	b65	2	#8	7	16'-7"	22
a69	5			0'-11"	19	a91	5			3'-6"	22	b66	2	#8	7	16'-7"	22
a70	5			1'-0"	21	a92	5			3'-7"	22	b67	2	#8	7	16'-7"	22
a71	5			1'-1"	23	a93	5			3'-8"	23	b68	2	#8	7	16'-7"	22
a72	5			1'-2"	24	a94	5			3'-9"	23	b69	2	#8	7	16'-7"	22
a73	5			1'-3"	26	a95	5			3'-10"	24	b70	2	#8	7	16'-7"	22
a74	5			1'-4"	28	a96	5			3'-11"	24	b71	2	#8	7	16'-7"	22
a75	5			1'-5"	29	a97	5			4'-0"	25	b72	2	#8	7	16'-7"	22
a76	5			1'-6"	31	a98	5			4'-1"	25	b73	2	#8	7	16'-7"	22
a77	5			1'-7"	33	a99	5			4'-2"	26	b74	2	#8	7	16'-7"	22
a78	5			1'-8"	35	a100	5			4'-3"	26	b75	2	#8	7	16'-7"	22
a79	5			1'-9"	36	a101	5			4'-4"	27	b76	2	#8	7	16'-7"	22
a80	5			1'-10"	38	a102	5			4'-5"	27	b77	2	#8	7	16'-7"	22
a81	5			1'-11"	40	a103	5			4'-6"	28	b78	2	#8	7	16'-7"	22
a82	5			2'-0"	41	a104	5			4'-7"	28	b79	2	#8	7	16'-7"	22
a83	5			2'-1"	43	a105	5			4'-8"	29	b80	2	#8	7	16'-7"	22
a84	5			2'-2"	45	a106	5			4'-9"	29	b81	2	#8	7	16'-7"	22
a85	5			2'-3"	46	a107	5			4'-10"	30	b82	2	#8	7	16'-7"	22
a86	5			2'-4"	48	a108	5			4'-11"	30	b83	2	#8	7	16'-7"	22
a87	5			2'-5"	50	a109	5			5'-0"	31	b84	2	#8	7	16'-7"	22
a88	5			2'-6"	51	a110	5			5'-1"	31	b85	2	#8	7	16'-7"	22
a89	5			2'-7"	53	a111	5			5'-2"	32	b86	2	#8	7	16'-7"	22
a90	5			2'-8"	55	a112	5			5'-3"	32	b87	2	#8	7	16'-7"	22
a91	5			2'-9"	56	a113	5			5'-4"	33	b88	2	#8	7	16'-7"	22
a92	5			2'-10"	58	a114	5			5'-5"	33	b89	2	#8	7	16'-7"	22
a93	5			2'-11"	60	a115	5			5'-6"	34	b90	2	#8	7	16'-7"	22
a94	5			3'-0"	61	a116	5			5'-7"	34	b91	2	#8	7	16'-7"	22
a95	5			3'-1"	63	a117	5			5'-8"	35	b92	2	#8	7	16'-7"	22
a96	5			3'-2"	65	a118	5			5'-9"	35	b93	2	#8	7	16'-7"	22
a97	5			3'-3"	66	a119	5			5'-10"	36	b94	2	#8	7	16'-7"	22
a98	5			3'-4"	68	a120	5			5'-11"	36	b95	2	#8	7	16'-7"	22
a99	5			3'-5"	70	a121	5			6'-0"	37	b96	2	#8	7	16'-7"	22
a100	5			3'-6"	71	a122	5			6'-1"	37	b97	2	#8	7	16'-7"	22
a101	5			3'-7"	73	a123	5			6'-2"	38	b98	2	#8	7	16'-7"	22
a102	5			3'-8"	75	a124	5			6'-3"	38	b99	2	#8	7	16'-7"	22
a103	5			3'-9"	76	a125	5			6'-4"	39	b100	2	#8	7	16'-7"	22
a104	5			3'-10"	78	a126	5			6'-5"	39	b101	2	#8	7	16'-7"	22
a105	5			3'-11"	80	a127	5			6'-6"	40	b102	2	#8	7	16'-7"	22
a106	5			4'-0"	81	a128	5			6'-7"	40	b103	2	#8	7	16'-7"	22
a107	5			4'-1"	83	a129	5			6'-8"	41	b104	2	#8	7	16'-7"	22
a108	5			4'-2"	85	a130	5			6'-9"	41	b105	2	#8	7	16'-7"	22
a109	5			4'-3"	86	a131	5			6'-10"	42	b106	2	#8	7	16'-7"	22
a110	5			4'-4"	88	a132	5			6'-11"	42	b107	2	#8	7	16'-7"	22
a111	5			4'-5"	90	a133	5			7'-0"	43	b108	2	#8	7	16'-7"	22
a112	5			4'-6"	91	a134	5			7'-1"	43	b109	2	#8	7	16'-7"	22
a113	5			4'-7"	93	a135	5			7'-2"	44	b110	2	#8	7	16'-7"	22
a114	5			4'-8"	95	a136	5			7'-3"	44	b111	2	#8	7	16'-7"	22
a115	5			4'-9"	96	a137	5			7'-4"	45	b112	2	#8	7	16'-7"	22
a116	5			4'-10"	98	a138	5			7'-5"	45	b113	2	#8	7	16'-7"	22
a117	5			4'-11"	100	a139	5			7'-6"	46	b114	2	#8	7	16'-7"	22
a118	5			5'-0"	101	a140	5			7'-7"	46	b115	2	#8	7	16'-7"	22
a119	5			5'-1"	103	a141	5			7'-8"	47	b116	2	#8	7	16'-7"	22
a120	5			5'-2"	105	a142	5			7'-9"	47	b117	2	#8	7	16'-7"	22
a121	5			5'-3"	106	a143	5			7'-10"	48	b118	2	#8	7	16'-7"	22
a122	5			5'-4"	108	a144	5			7'-11"	48	b119	2	#8	7	16'-7"	22
a123	5			5'-5"	110	a145	5			8'-0"	49	b120	2	#8	7	16'-7"	22
a124	5			5'-6"	111	a146	5			8'-1"	49	b121	2	#8	7	16'-7"	22
a125	5			5'-7"	113	a147	5			8'-2"	50	b122	2	#8	7	16'-7"	22
a126	5			5'-8"	115	a148	5			8'-3"	50	b123	2	#8	7	16'-7"	22
a127	5			5'-9"	116	a149	5			8'-4"	51	b124	2	#8	7	16'-7"	22
a128	5			5'-10"	118	a150	5			8'-5"	51	b125	2	#8	7	16'-7"	22
a129	5			5'-11"	120	a151	5			8'-6"	52	b126	2	#8	7	16'-7"	22
a130	5			6'-0"	121	a152	5			8'-7"	52	b127	2	#8	7	16'-7"	22
a131	5			6'-1"	123	a153	5			8'-8"	53	b128	2	#8	7	16'-7"	22
a132	5			6'-2"	125	a154	5			8'-9"	53	b129	2	#8	7	16'-7"	22
a133	5			6'-3"	126	a155	5			8'-10"	54	b130	2	#8	7	16'-7"	22
a134	5			6'-4"	128	a156	5			8'-11"	54	b131	2	#8	7	16'-7"	22
a135	5			6'-5"	130	a157	5			9'-0"	55	b132	2	#8	7	16'-7"	22
a136	5			6'-6"	131	a158	5			9'-1"	55	b133	2	#8	7	16'-7"	22
a137	5			6'-7"	133	a159	5			9'-2"	56	b134	2	#8	7	16'-7"	22
a138	5			6'-8"	135	a160	5			9'-3"	56	b135	2	#8	7	16'-7"	22
a139	5			6'-9"	136	a161	5			9'-4"	57	b136	2	#8	7	16'-7"	22
a140	5			6'-10"	138	a162	5			9'-5"	57	b137	2	#8	7	16'-7"	22
a141	5			6'-11"	140	a163	5			9'-6"	58	b138	2	#8	7	16'-7"	22
a142	5			7'-0"	141	a164	5			9'-7"	58	b139	2	#8	7	16'-7"	22
a143	5			7'-1"	143	a165	5			9'-8"	59	b140	2	#8	7	16'-7"	22
a144	5			7'-2"	145	a166	5			9'-9"	59	b141	2	#8	7	16'-7"	22
a145	5			7'-3"	146	a167	5			9'-10"	60	b142	2	#8	7	16'-7"	22
a146	5			7'-4"	148	a168	5			9'-11"	60	b143	2	#8	7	16'-7"	22
a147	5			7'-5"	150	a169	5			10'-0"	61	b144	2	#8	7	16'-7"	22
a148	5			7'-6"	151	a170	5			10'-1"	61	b145	2	#8	7	16'-7"	22
a149	5			7'-7"	153	a171	5			10'-2"	62	b146	2	#8	7	16'-7"	22
a150	5			7'-8"	155	a172	5			10'-3"	62	b147	2	#8	7	16'-7"	22
a151	5			7'-9"	156	a173	5			10'-4"	63	b148	2	#8	7	16'-7"	22
a152	5			7'-10"	158	a174	5			10'-5"	63	b149	2	#8	7	16'-7"	22
a153	5			7'-11"	160	a175	5			10'-6"	64	b150	2	#8	7	16'-7"	22
a154	5			8'-0"	161	a176	5			10'-7"	64	b151	2	#8	7	16'-7"	22
a155	5			8'-1"	163	a177	5			10'-8"	65	b152	2	#8	7	16'-7"	22
a156	5			8'-2"	165	a178	5			10'-9"	65	b153	2	#8	7	16'-7"	22
a157	5			8'-3"	166	a179	5			10'-10"	66	b154	2	#8	7	16'-7"	22
a158	5			8'-4"	168	a180	5			10'-11"	66	b155	2	#8	7	16'-7"	22
a159	5			8'-5"	170	a181	5			11'-0"	67	b156	2	#8	7	16'-7"	22
a160	5			8'-6"	171	a182	5			11'-1"	67	b157	2	#8	7	16'-7"	22
a161	5			8'-7"	173	a183	5			11'-2"	68	b158	2	#8	7	16'-7"	22
a162	5			8'-8"	175	a184	5			11'-3"	68	b159	2	#8	7	16'-7"	22
a163	5			8'-9"	176	a185	5			11'-4"	69	b160	2	#8	7	16'-7"	22
a164	5			8'-10"	178	a186	5			11'-5"	69	b161	2	#8	7	16'-7"	22
a165	5			8'-11"	180	a187	5			11'-6"	70	b162	2	#8	7	16'-7"	22
a166	5			9'-0"	181	a188	5			11'-7"	70	b163	2	#8	7	16'-7"	22
a167	5			9'-1"	183	a189	5			11'-8"	71	b164	2	#8	7	16'-7"	22
a168	5			9'-2"	185	a190	5			11'-9"	71	b165	2	#8	7	16'-7"	22
a169	5			9'-3"	186	a191	5			11'-10"	72	b166	2	#8	7	16'-7"	22
a170	5			9'-4"	188	a192	5			11'-11"	72	b167	2	#8	7	16'-7"	22
a171	5			9'-5"	190	a193	5			12'-0"	73	b168	2	#8	7	16'-7"	22
a172	5			9'-6"	191	a194	5			12'-1"	73	b169	2	#8	7	16'-7"	22
a173	5			9'-7"	193	a195	5			12'-2"	74	b170	2	#8	7	16'-7"	22
a174	5			9'-8"	195	a196	5			12'-3"	74	b171	2	#8	7	16'-7"	22
a175	5			9'-9"	196	a197	5			12'-4"	75	b172	2	#8	7	16'-7"	22
a176	5			9'-10"	198	a198	5			12'-5"	75	b173	2	#8	7	16'-7"	22
a177	5			9'-11"	200	a199	5			12'-6"	76	b174	2	#8	7	16'-7"	22
a178	5			10'-0"	201	a200	5			12'-7"	76	b175	2	#8	7	16'-7"	22
a179	5			10'-1"	203	a201	5			12'-8"	77	b176	2	#8	7	16'-7"	22
a180	5			10'-2"	205	a202	5			12'-9"	77	b177	2	#8	7	16'-7"	22
a181	5			10'-3"	206	a203	5			12'-10"	78	b178	2	#8	7	16'-7"	22
a182	5			10'-4"	208	a204	5			12'-11"	78	b179	2	#8	7	16'-7"	22
a183	5			10'-5"	210	a205	5			13'-0"	79	b180	2	#8	7	16'-7"	22
a184	5			10'-6"	211	a206	5			13'-1"	79	b181	2	#8	7	16'-7"	22
a185	5			10'-7"	213	a207	5			13'-2"	80	b182	2	#8	7	16'-7"	22
a186	5			10'-8"	215	a208	5			13'-3"	80	b183	2	#8	7	16'-7"	22
a187	5			10'-9"	216	a209	5			13'-4"	81	b184	2	#8	7	16'-7"	22
a188	5			10'-10"	218	a210	5			13'-5"	81	b185	2	#8	7	16'-7"	22
a189	5			10'-11"	220	a211	5			13'-6"	82	b186	2	#8	7	16'-7"	22
a190	5			11'-0"	221	a212	5			13'-7"	82	b187	2	#8	7	16'-7"	22
a191	5			11'-1"	223	a213	5			13'-8"	83	b188	2	#8	7	16'-7"	22
a192	5			11'-2"	225	a214	5			13'-9"	83	b189	2	#8	7	16'-7"	22
a193	5			11'-3"	226	a215	5			13'-10"	84	b190	2	#8	7	16'-7"	22
a194	5			11'-4"	228	a216	5			13'-11"	84	b191	2	#8	7	16'-7"	22
a195	5			11'-5"	230	a217	5			14'-0"	85	b192	2	#8	7	16'-7"	22
a196	5			11'-6"	231	a218	5			14'-1"	85	b193	2	#8	7	16'-7"	22
a197	5			11'-7"	233	a219	5			14'-2"	86	b194	2	#8	7	16'-7"	22
a198	5			11'-8"	235	a220	5			14'-3"	86	b195	2	#8	7	16'-7"	22
a199	5			11'-9"	236	a221	5			14'-4"	87	b196	2	#8	7	16'-7"	22
a200	5			11'-10"	238	a222	5			14'-5"	87	b197	2	#8	7	16'-7"	22
a201	5			11'-11"	240	a223	5			14'-6"	88	b198	2	#8	7	16'-7"	22
a202	5			12'-0"	241	a224	5			14'-7"	88	b199	2	#8	7	16'-7"	22
a203	5			12'-1"	243	a225	5			14'-8"	89	b200	2	#8	7	16'-7"	22
a204	5			12'-2"	245	a226	5			14'-9"	89	b201	2	#8	7	16'-7"	22
a205	5			12'-3"	246	a227	5			14'-10"	90	b202	2	#8	7	16'-7"	22
a206	5			12'-4"	248	a228	5			14'-11"	90	b203	2	#8	7	16'-7"	22
a207	5			12'-5"	250	a229	5			15'-0"	91	b204	2	#8	7	16'-7"	22
a208	5			12'-6"	251	a230	5			15'-1"	91	b205	2	#8	7	16'-7"	22
a209	5			12'-7"	253	a231	5			15'-2"	92	b206	2	#8	7	16'-7"	22
a210	5			12'-8"	255	a232	5			15'-3"	92	b207	2	#8	7	16'-7"	22
a211	5			12'-9"	256	a233	5			15'-4"	93	b208	2	#8	7	16'-7"	22
a212	5			12'-10"	258	a234	5			15'-5"	93	b209	2	#8	7	16'-7"	22
a213	5			12'-11"	260	a235	5			15'-6"	94	b210	2	#8	7	16'-7"	22
a214	5			13'-0"	261	a236	5			15'-7"	94	b211	2	#8	7	16'-7"	22
a215	5			13'-1"	263	a237	5			15'-8"	95	b212	2	#8	7	16'-7"	22
a216	5			13'-2"	265	a238	5			15'-9"	95	b213	2	#8	7	16'-7"	22
a217	5			13'-3"	266	a239	5			15'-10"	96	b214	2	#8	7	16'-7"	22
a218	5			13'-4"	268	a240	5			15'-11"	96	b215	2	#8	7	16'-7"	22
a219	5			13'-5"	270	a241	5			16'-0"	97	b216	2	#8	7	16'-7"	22
a220	5			13'-6"	271	a242	5			16'-1"	97	b217	2	#8	7	16'-7"	22
a221	5			13'-7"	273	a243	5			16'-2"	98	b218	2	#8	7	16'-7"	22
a222	5			13'-8"	275	a244	5			16'-3"	98	b219	2	#8	7	16'-


39'-8"
19'-10"
18'-0"
19'-10"
18'-0"
℄ Beams
Radial Lines
℄ Cap
4" Ex. Joint Matl.
2'-3"
2'-3½"
3'-3"
2'-3½"
2'-8½"
9'-2⅝"
4'-7⅜"
4'-7⅛"
9'-3⅛"
9'-3"
3'-5"
2'-4"
5'-0"
20'-0½"
19'-5½"
50'-3"
PLAN OF CAP
℄ Ex. Joint Matl.
6-½"ϕ-or-1"ϕ-bars 12" Ea. Face
Elev 2760.02
Elev 2759.54
Elev 2759.06
El. 2758.58
7-½"ϕ Stirrups 5 @ 1'-3" & 2" Typical Bay
1-#8 Bar b1 & 3-#4 Bars b2
1-#11 Bar b3 & 4-#6 Bars b4 & 1-#7 Bar b5
El. 2757.75
El Top of File 2758.46
El Top of File 2758.04
12"H-53# Steel Piles
6'-4⅛"
9'-0"
9'-0"
9'-0"
9'-0"
7'-10⅛"
FILL FACE ELEVATION
SECTION A-A
SECTION B-B
SECTION C-C
Fill Face
Vt. Bars
Fill Face
Min 12"
Fill Face
12"
6'-5"
7'-4"
1'-3"
1'-9"
1'-6"
Note: Piles for End Bent No 1 shall be driven to a minimum bearing capacity of 28 Tons each
℄ 6-1"ϕ-½ @ 13 ctrs 2" Ea. Face
℄ Ex. Joint Matl.
Field Bend
5'-0"
7'-4"
4'-2"
4'-6"
4'-6"
4'-6

PLAN OF CAP BENT NO. 1-2-3 or 4

PLAN OF FOOTING

Additional Concrete BENT #1
2(6.5X6.0X2.0)-2(7.0X5.0X2.0)=-23
27

Additional Concrete BENT #4
2(7.0X5.0X2.0)-2(6.5X5.0X2.0)=+23
27

INCREASE IN BENT #4 LT. STEM

INCREASE IN BENT #1 LT. STEM

INCREASE IN BENT #4 RT. STEM

INCREASE IN BENT #1 RT. STEM

HALF ELEVATION BENT NO. 4

HALF ELEVATION BENTS NO. 1, 2 OR 3

SECTION A-A

BILL OF MATERIAL
For One Unit

Bar Mk.	No.	Size	Mat.	Length	Wt.
Bt #1	2	20'	St	1'-0"	163
Bt #4	2	20'	St	1'-3"	167
Bt #1 or 3	2	20'	St	1'-9"	285
Bt #1 or 4	2	18'	St	1'-6"	243
Bt #2 or 3	2	22'	St	1'-9"	358
Bt #1	2	16'	St	2'-7"	2575
Bt #2 or 3	2	16'	St	3'-4"	3170
Bt #4	2	16'	St	2'-8"	2604
M	2	16'	St	1'-0"	163

Reinforcing Steel (Bent #1) 11,167 lbs.
Reinforcing Steel (Bent #2 or 3) 10,633 lbs.
Reinforcing Steel (Bent #4) 11,167 lbs.

Class A Concrete (Bent #1) 65.2 Cu. Yds.
Class A Concrete (Bent #2 or 3) 47.5 Cu. Yds.
Class A Concrete (Bent #4) 65.2 Cu. Yds.

Bar Mk.	No.	Size	Mat.	Length	Wt.
Add. Bt #1	8	14'	St	6'-5"	358
Lt. Stem	8	17'-6"	St	6'-5"	478
Rt. "	8	14'	St	6'-5"	358
Add. Bent #4	8	17'-6"	St	6'-5"	478
Lt. Stem	8	17'-6"	St	6'-5"	478

PROJECT NO. 8.452
WATAUGA COUNTY
STATION: 163+62
BENTS NO. 1, 2, 3 & 4

STATE OF NORTH CAROLINA
STATE HIGHWAY AND PUBLIC WORKS COMMISSION

SUBSTRUCTURE

JAN. 1955

PLAN OF CAP

STREAM FACE ELEVATION

SECTION A-A

SECTION B-B

SECTION C-C

PLAN OF FOOTING

BAR TYPES

Flng. Lt. Stem Unchanged 4'-4" @ A3333		
A3333 X 7.0 X 4.0	/	101.33 Cu. Yd.
Flng. & Stem Haunched 3'-8" to 3.667		
3.667 X 7.0 X 4.0		102.67 Cu. Ft.
TOTAL		2240 Cu. Ft.
2240 ÷ 27		83.0 Cu. Yds.

BILL OF MATERIAL FOR ONE END BENT NO. 2					
Bar	Wgt.	Size	Type	Length	Weight
b1	7	#4	1	42'-0"	196
b3	2	#4	51	3'-0"	8
b2	6	#8	51	7'-0"	28
b2	2	#8	51	7'-0"	9
b3	10	#10	51	3'-6"	58
b4	4	#6	51	6'-3"	17
S1	18	#6	1	6'-2"	114
C1	24	#10	1	7'-10"	288
C2	27	#6	1	4'-10"	81
V1	8	#7	1	12'-3"	67
V2	2	#7	1	11'-9"	23
V3	8	#7	1	10'-9"	56
S1	2	#6	2	7'-4"	15
S2	45	#6	3	2'-11"	198
V4	12	#7	51	6'-5"	61
V5	12	#7	51	6'-10"	65
Reinforcing Steel					1,165
Class A Concrete					84 Cu. Yds.

Bar	Wgt.	Size	Type	Length	Weight
A1	4	#4	1	4'-2"	17
A2	2	#4	51	4'-0"	8
A3	6	#8	51	7'-0"	42
A4	2	#8	51	7'-0"	14
A5	10	#10	51	3'-6"	58
A6	4	#6	51	6'-3"	25
B1	18	#6	1	6'-2"	114
C1	24	#10	1	7'-10"	288
C2	27	#6	1	4'-10"	81
V1	8	#7	1	12'-3"	67
V2	2	#7	1	11'-9"	23
V3	8	#7	1	10'-9"	56
S1	2	#6	2	7'-4"	15
S2	45	#6	3	2'-11"	198
V4	12	#7	51	6'-5"	61
V5	12	#7	51	6'-10"	65
Reinforcing Steel					1,165
Class A Concrete					84 Cu. Yds.

PROJECT NO. 8.452

WATAUGA COUNTY

STATION: 163 + 02

END BENT NO 2

STATE OF NORTH CAROLINA
STATE HIGHWAY AND PUBLIC WORKS COMMISSION
RALEIGH

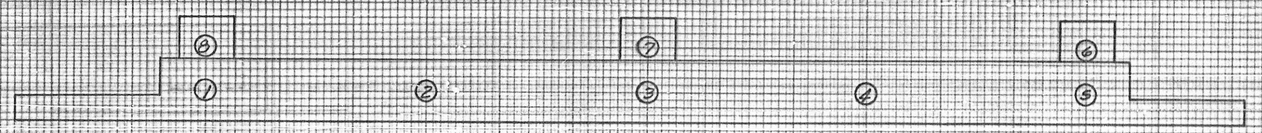
SUBSTRUCTURE

DESIGNED BY
DRAWN BY
CHECKED BY
DATE
SPECIAL

FED. ROAD DIST. NO.	STATE	PROJ. NO.	FISCAL YEAR	SHEET NO.	TOTAL SHEETS
	N.C.	S-652	1955	17	10
FED. PROJ. NO.	S-652(3)				

PILE RECORD END BENT N°1

BRIDGE STA 163+02



Pile No	Length	Cut Off	Pay Length	Drop	H. Pen. Last 6 Blows	Bearing	Splices
1	30' ✓	0 ✓	30'0" ✓	15	¼"	315B	
2	30' ✓	0 ✓	30'0" ✓	15	½"	315B	
3	35' ✓	2'10" ✓	32'2" ✓	15	Refusal		
4	35' ✓	2'7¾" ✓	32'4¼" ✓	15	"		
5	35' ✓	2'0½" ✓	32'11½" ✓	15	"		
6	35' ✓	1'7" ✓	33'5" ✓	15	"		
7	37' ✓	1'7" ✓	35'5" ✓	15	5/16"	2963	1 ✓
8	36'4" ✓	2'0" ✓	34'4" ✓	15	3/16"	336B	1 ✓
	273'9" ✓	12'8½" ✓	261'0½" ✓				2 ✓


Note:
Grandy Hammer Weight 2000#
Used according to instructions
from R.K. Gamble.


See Masonry Book 1 Vol 2 Page 116.6

PLATZ 3 CROSS SECTION C. P. R. & R. E. STANDARD

STATE	PROJECT NO.	SHEET NO.	TOTAL SHEETS
N. C.	8.452	18	19
F. A. PROJ. NO.	S-651(3)		

BRIDGE STR. 163102
BENTS LAYOUT





See Masonry Book N° 1 of 2 Page 16 7 - 91

PLATE 3 - CROSS SECTION O.F.R.S.F.S. DIAMOND
KEUFFEL & ESSER CO., NEW YORK.

STATE	PROJECT NO.	SHEET NO.	TOTAL SHEETS
N.C.	8.452	19	40
F. A. PROJ. NO.	S-251(3)		

BRIDGE STA. 16+02

+100

Dir Ex = 319.2 / 91sec
Dir 200 = 140 / "

+050

Dir Ex = 319.2 / 91sec
Dir 200 = 140 / "

0+00

Dir Ex = 319.2 / 91sec
Dir 200 = 140 / "

BEGIN CONSTRUCTION STA. 0+00

+23

Vel Ex = 00

-L-

Dir Ex = 00

+19

Vel Ex = 14.6 /
Dir Ex = 60.5 /

+05

Vel Ex = 13.0 /
Dir Ex = 21.5 /

+01

Dir Ex = 0.0

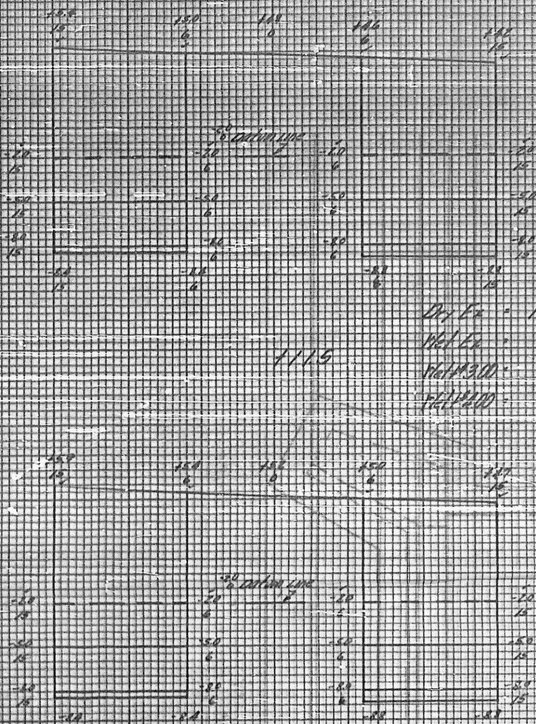
0+00


Vel Ex = 00

BEGIN CONSTRUCTION STA. 0+00
(Beyond Top of Sheet)

-L- Survey Line Ends Sta. 17+41


STATE	PROJECT NO.	SHEET NO.	TOTAL SHEETS
N.C.	8-A6E	89	10
F. A. PROJ. NO.	S-451(3)		

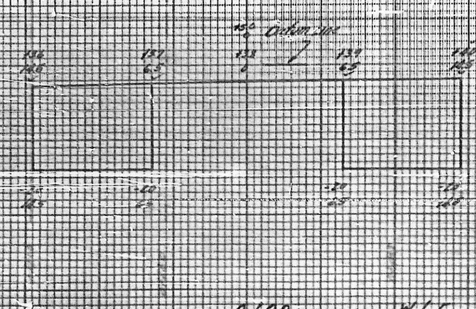


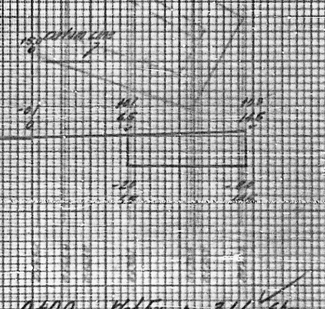















Note: Bottom of Plan Footing - 20 on all Bents

BENT No. 1 BENT No. 2 BENT No. 3 BENT No. 4

PLATE 2 - CROSS SECTION O.F. S. A.R.E. STANDARD
HEUFFEL & ESSER CO., NEW YORK