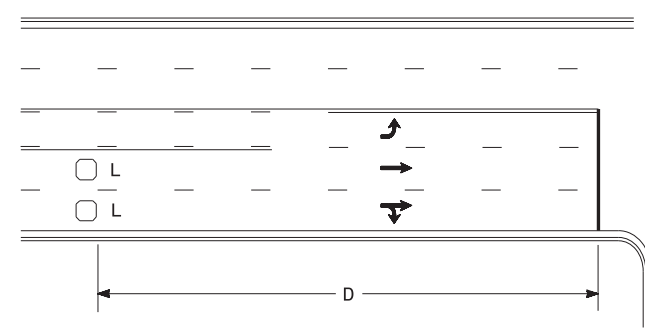


**This electronic collection of documents is provided
for the convenience of the user
and is Not a Certified Document –**

**The documents contained herein were originally issued
and sealed by the individuals whose names and license
numbers appear on each page, on the dates appearing
with their signature on that page.**

**This file or an individual page
shall not be considered a certified document.**

High Speed Detection (≥40 mph)

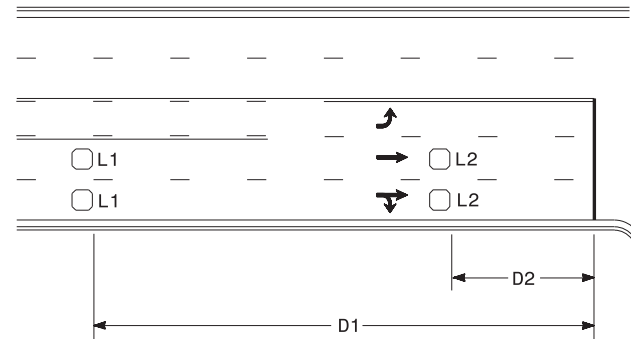


Speed Limit mph	D ft
40	250
45	300
50	355
55	420

L = 6ft X 6ft
Wired separately

Volume Density Operation

OR



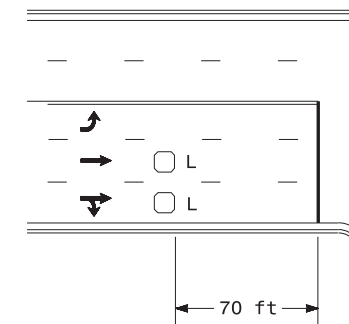
Speed Limit mph	D1 ft	D2 ft
40	250	80
45	300	90
50	355	100
55	420	110

L1 = 6ft X 6ft
Wired in series

L2 = 6ft X 6ft
Wired in series

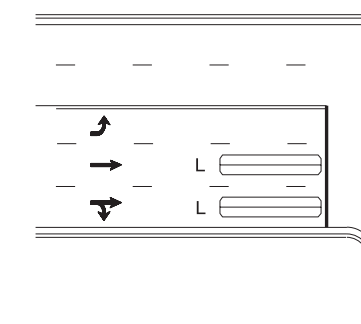
"Stretch" Operation

Low Speed Detection (≤35 mph)



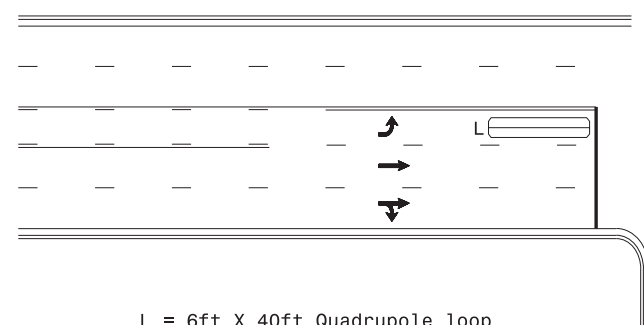
L = 6ft X 6ft
Wired in series

OR



L = 6ft X 40ft
Quadrupole loop, wired separately

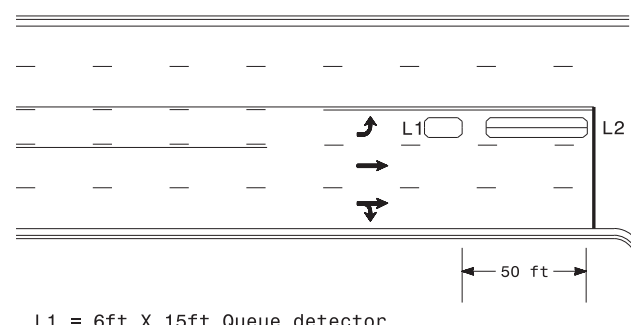
Left Turn Lane Detection



L = 6ft X 40ft Quadrupole loop

Presence Loop Detection

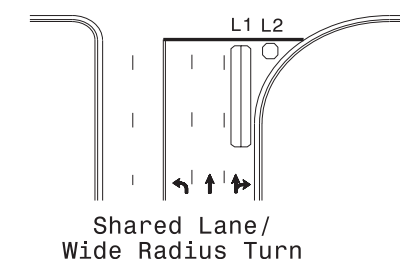
OR



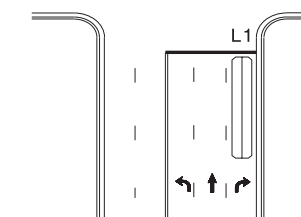
L1 = 6ft X 15ft Queue detector
L2 = 6ft X 40ft Quadrupole loop

Queue Loop Detection

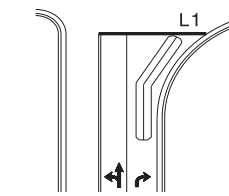
Right Turn Lane Detection



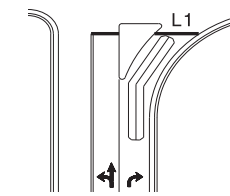
L1 = 6ft X 40ft Quadrupole loop
L2 = 6ft X 6ft [Minimum] Presence loop
Wired separately



Standard Turn

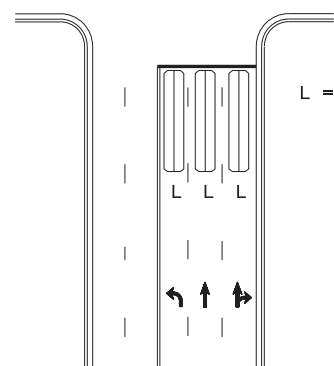


Wide Radius Turn



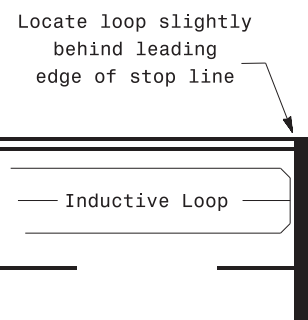
Channelized Turn

Side Street Detection



L = 6ft X 40ft
Quadrupole loop
Wired to separate
detectors/channels

Presence Loop Placement at Stop Lines



Note:
Loop may be located in advance of stop line under any of the following conditions:
1) stop line is greater than 15' from edge of intersecting roadway
2) loop detects a permissive or protected/permissive left turn
3) for an exclusive right turn lane

Recommended Number of Turns

Single 6' X 6' loop
(when wired separately):

Length of Lead-in ft	Number of Turns
< 250	3
250-375	4
375-525	5
> 525	6

Quadrupole loops: Use 2-4-2 turns

6' X 15' Loops:
Lead-in < 150', use 2 turns
Lead-in > 150', use 3 turns

750 N. Greenfield Pkwy, Garner, NC 27529

Prepared in the Offices of:

Typical Signal Loop Locations	
PLAN DATE: September 2020	REVIEWED BY: JPG
PREPARED BY: PLA	REVIEWED BY:
SCALE: N/A	DATE:
REVISIONS:	INIT. DATE:

9/8/2020

SIG. INVENTORY NO.