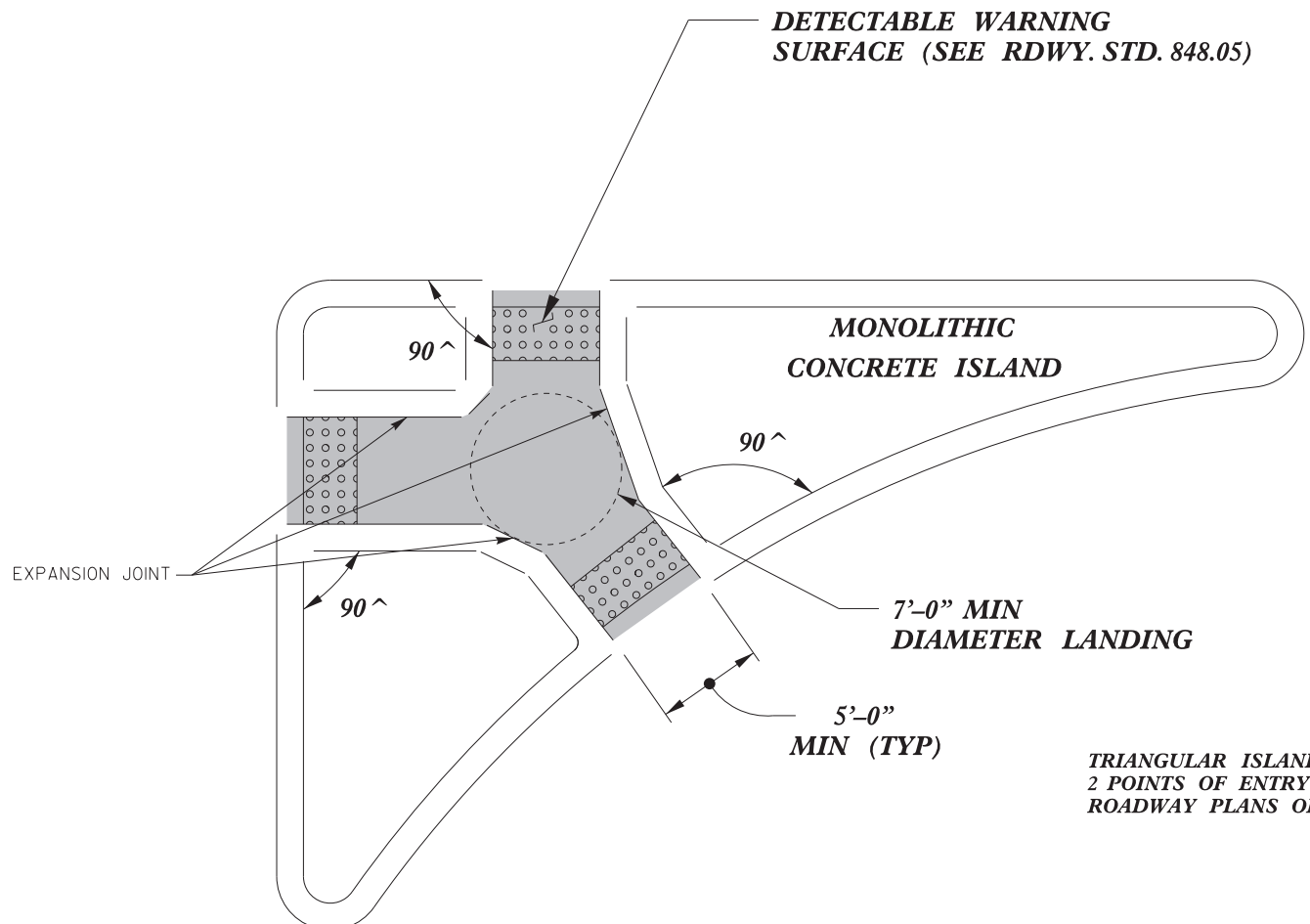
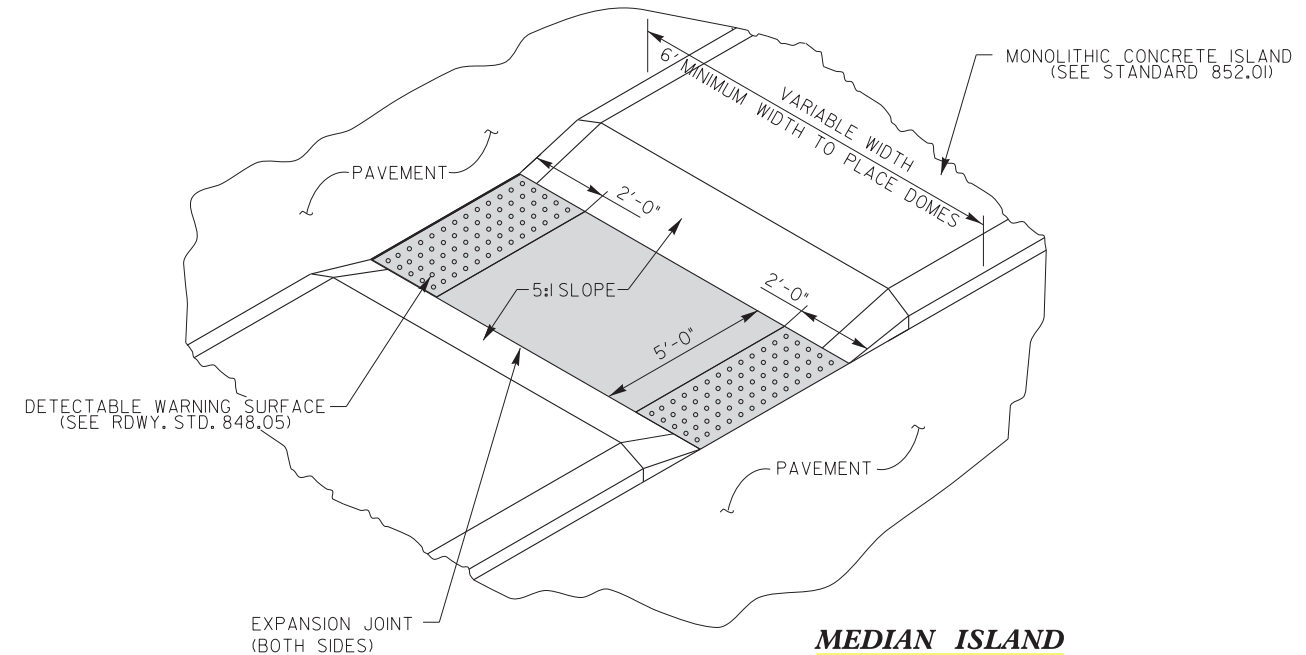


PAY LIMITS FOR 2 OR 3 CURB RAMPS  
(CALCULATE BASED ON NUMBER OF  
SETS OF TRUNCATED DOMES)

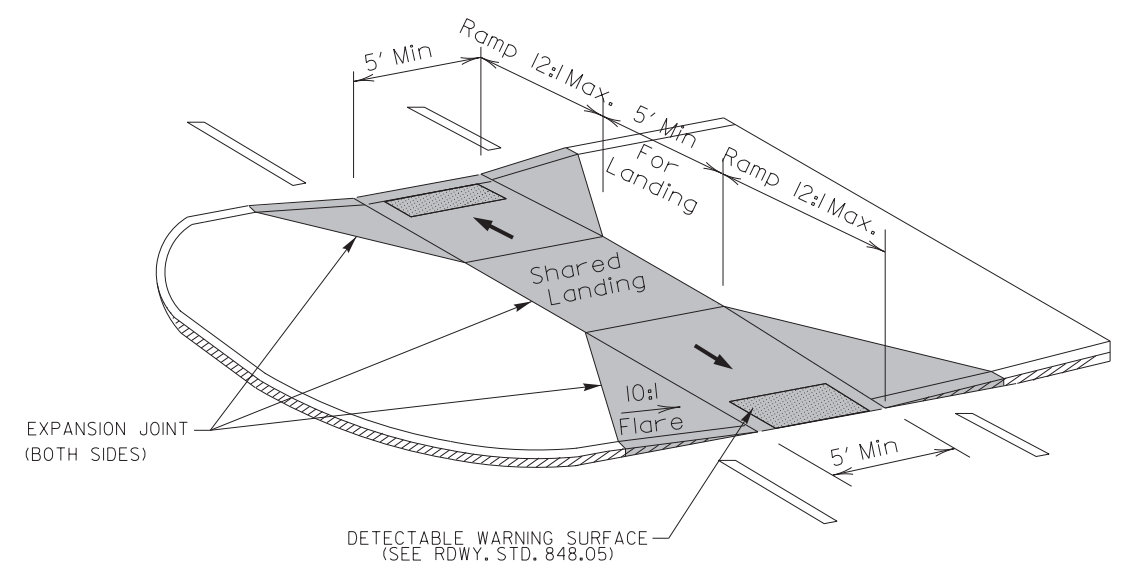


TRIANGULAR ISLANDS MAY BE CONSTRUCTED WITH ONLY  
2 POINTS OF ENTRY AND EXIT AS SHOWN IN THE  
ROADWAY PLANS OR AS DIRECTED BY THE ENGINEER.

**TRIANGULAR ISLAND  
WITH CUT THROUGH  
TYPE 6**



**MEDIAN ISLAND  
WITH CUT THROUGH  
TYPE 7**



**MEDIAN ISLAND  
CURB RAMPS  
TYPE 8**

1/8/2020

SEAL 022966

ENGINEER

Prepared by: *J.S. Howerton*

873F3D17DCDC45F...

DOCUMENT NOT CONSIDERED FINAL  
UNLESS ALL SIGNATURES COMPLETED

**CONTRACT STANDARDS  
AND DEVELOPMENT UNIT**  
Office 919-707-6950 FAX 919-250-4119

**CURB RAMPS**  
Median or Turn Lane Islands

ORIGINAL BY: J.S. HOWERTON DATE: 7/7/11  
MODIFIED BY: DATE:  
CHECKED BY: DATE:  
FILE SPEC. sids/2012CurbRamp/CurbRampDetails.dgn

5/14/99  
\$\$\$\$\$SYTIME\$\$\$\$\$  
\$\$\$\$\$CON\$\$\$\$\$  
\$\$\$\$\$USERNAME\$\$\$\$\$