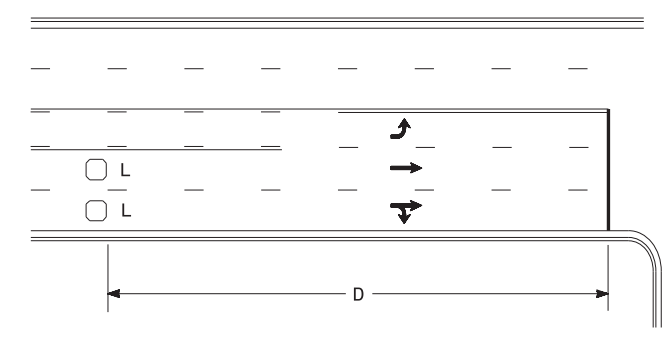


### High Speed Detection (≥40 mph)

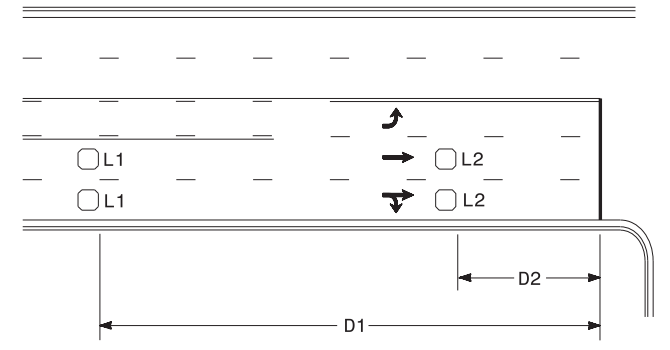


Speed Limit mph	D ft
40	250
45	300
50	355
55	420

L = 6ft X 6ft  
Wired separately

Volume Density Operation

OR

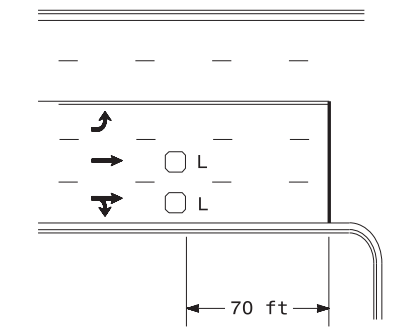


Speed Limit mph	D1 ft	D2 ft
40	250	80
45	300	90
50	355	100
55	420	110

L1 = 6ft X 6ft  
Wired in series  
  
L2 = 6ft X 6ft  
Wired in series

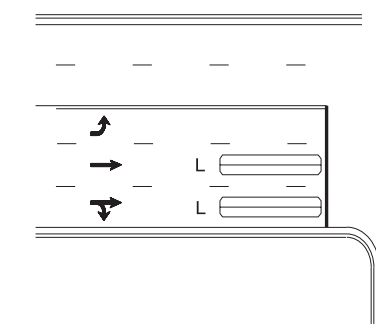
"Stretch" Operation

### Low Speed Detection (≤35 mph)



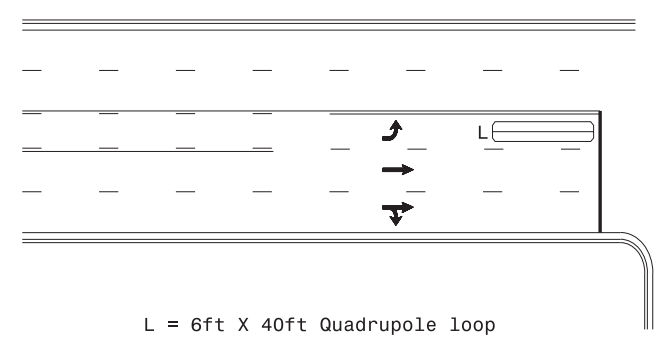
L = 6ft X 6ft  
Wired in series

OR



L = 6ft X 40ft  
Quadrupole loop, wired separately

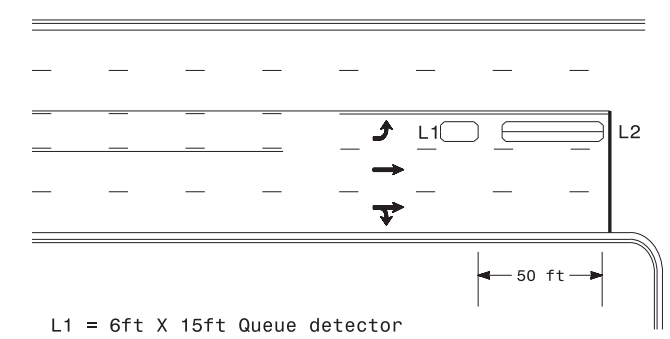
### Left Turn Lane Detection



L = 6ft X 40ft Quadrupole loop

Presence Loop Detection

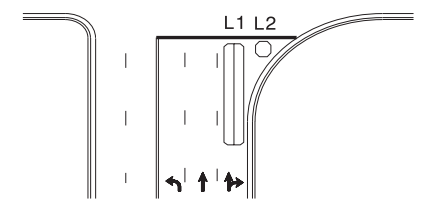
OR



L1 = 6ft X 15ft Queue detector  
L2 = 6ft X 40ft Quadrupole loop

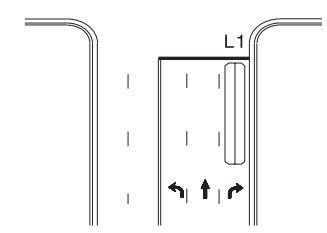
Queue Loop Detection

### Right Turn Lane Detection

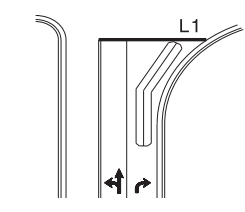


L1 = 6ft X 40ft Quadrupole loop  
L2 = 6ft X 6ft [Minimum] Presence loop  
Wired separately

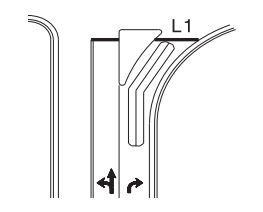
Shared Lane/  
Wide Radius Turn



Standard Turn

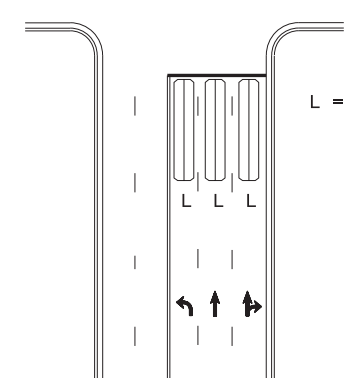


Wide Radius Turn



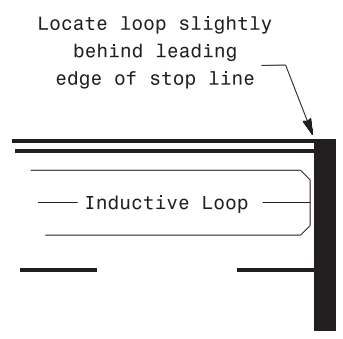
Channelized Turn

### Side Street Detection



L = 6ft X 40ft  
Quadrupole loop  
Wired to separate  
detectors/channels

### Presence Loop Placement at Stop Lines



Locate loop slightly  
behind leading  
edge of stop line

Note:  
Loop may be located in advance  
of stop line under any of the  
following conditions:  
1) stop line is greater than 15'  
from edge of intersecting  
roadway  
2) loop detects a permissive or  
protected/permissive left turn  
3) for an exclusive right turn  
lane

### Recommended Number of Turns

Single 6' X 6' loop  
(when wired separately):

Length of Lead-in ft	Number of Turns
< 250	3
250-375	4
375-525	5
> 525	6

Quadrupole loops: Use 2-4-2 turns

6' X 15' Loops:  
Lead-in < 150', use 2 turns  
Lead-in > 150', use 3 turns

750 N. Greenfield Pkwy, Garner, NC 27529

Prepared In the Offices of:

TRANSPORTATION MOBILITY AND SAFETY DIVISION  
STATE OF NORTH CAROLINA  
SIGNAL DESIGN SECTION

SEAL  
NORTH CAROLINA  
PROFESSIONAL ENGINEER  
JASON P. GALLOWAY  
029904

Typical Signal Loop Locations	
PLAN DATE: September 2020	REVIEWED BY: JPG
PREPARED BY: PLA	REVIEWED BY:
SCALE: N/A	REVISIONS: INIT. DATE
DATE: 9/8/2020	
SIG. INVENTORY NO.	