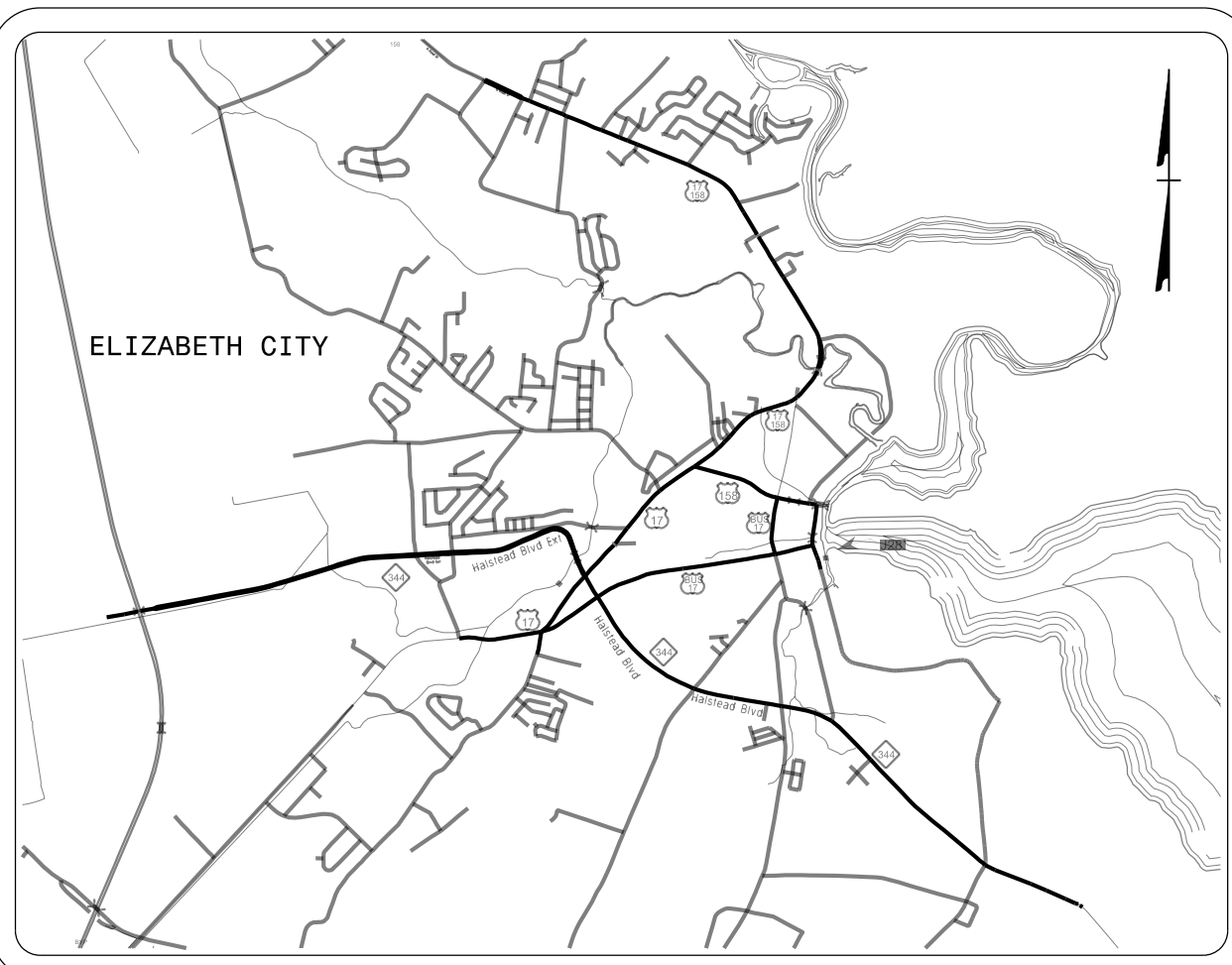


09_08/2019

See Sheet FS-1.01 For Index of Sheets

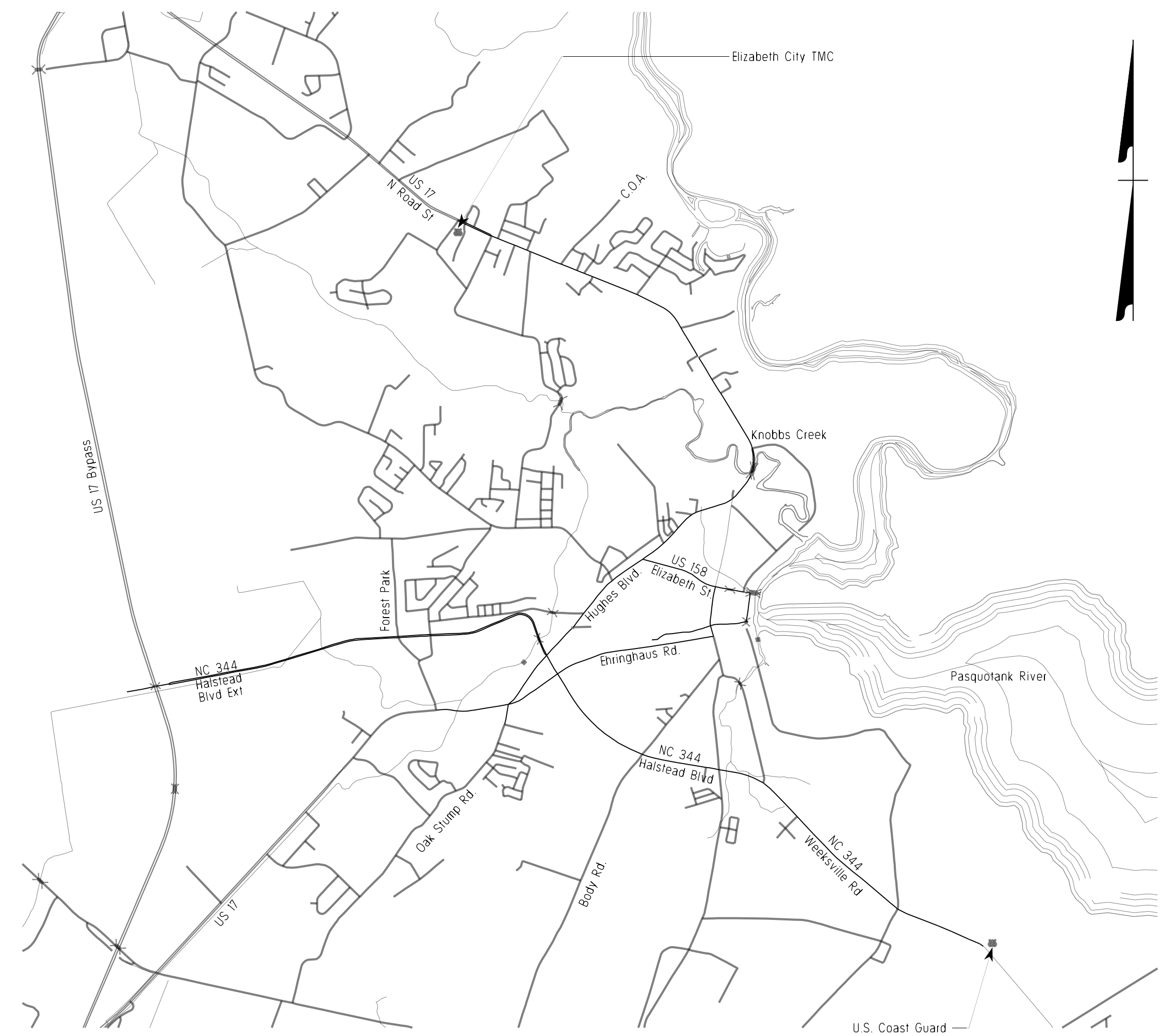


VICINITY MAP

NORTH CAROLINA DEPARTMENT OF TRANSPORTATION

PLANS FOR PROPOSED IMPROVEMENTS **ELIZABETH CITY** COMPUTERIZED TRAFFIC SIGNAL SYSTEM

REPLACEMENT OF VARIOUS STANDALONE CLOSED-LOOP TRAFFIC SIGNAL SYSTEMS WITH A NEW COMPUTERIZED TRAFFIC SIGNAL SYSTEM.
RELATED WORK INCLUDES:
UPGRADING LOCAL INTERSECTION CONTROLLERS, CABINETS, AND SYSTEM DETECTORS WITH LIMITED SIGNAL WIRING AND SIGNAL HEAD UPGRADES WHEN NECESSARY; UPGRADE AND EXPANSION OF CCTV MONITORING NETWORK; INSTALLING CENTRAL EQUIPMENT AND CENTRAL SOFTWARE; AND INSTALLATION OF AN ETHERNET COMMUNICATIONS NETWORK COMPRISED OF FIBER-OPTIC CABLE WITH ALL RELATED EQUIPMENT.



TIP PROJECT: U-5942

CONTRACT: C204648


Volume II of III Fiber Optic Splicing

STATE	STATE PROJECT REFERENCE NO.	SHEET NO.	TOTAL SHEETS
N.C.	U-5942	FS-1.00	
STATE PROJ. NO.	F. A. PROJ. NO.	DESCRIPTION	
45861.1.1		PE	
45861.3.1	STBG-0111(25)	CONST	

05-MAY-2021 09:10 R:\U5942\Communications\Vol2_Tip\Sheet.dgn CSilver AT-CAR-CSILVER

2018 STANDARD SPECIFICATION
LETTING DATE: JUNE 15, 2021
PROJECT LENGTH = 20 MILES

Prepared for the Offices of:



750 N. Greenfield Pkwy., Garner, NC 27529

NCDOT CONTACTS:
TRANSPORTATION MOBILITY & SAFETY DIVISION
INTELLIGENT TRANSPORTATION SYSTEMS SECTION

JASON GALLOWAY, PE - STATE SIGNALS ENGINEER
NEIL AVERY - SIGNAL COMMUNICATION PROJECT ENGINEER

Plans Prepared By:
DRMP
DRMP, Inc.
8000 Regency Parkway, Suite 175
Cary, NC 27518
NC License No. C-2213 (919) 650-1038

LM MOON, P.E. - SENIOR PROJECT ENGINEER
AJ DAVIS, P.E. - PROJECT DESIGN ENGINEER
RD LAWTON, EIT - PROJECT ENGINEER
DJ WHITE - PROJECT ENGINEER



DocuSigned by:
Lisa M. Moon 5/6/2021
58CE586D8D3D0421

DOCUMENT NOT CONSIDERED FINAL
UNLESS ALL SIGNATURES COMPLETED

ROADWAY STANDARD DRAWINGS

THE FOLLOWING ROADWAY STANDARDS AS APPEAR IN "ROADWAY STANDARD DRAWINGS" - CONTRACT SERVICES UNIT - N.C. DEPARTMENT OF TRANSPORTATION - RALEIGH, N.C., DATED JANUARY 2018 ARE APPLICABLE TO THIS PROJECT AND BY REFERENCE HEREBY ARE CONSIDERED A PART OF THESE PLANS:

STD. NO.	TITLE
848.01	CONCRETE SIDEWALK
848.05	CURB RAMP – PROPOSED CURB AND GUTTER
848.06	CURB RAMP – EXISTING CURB ANBD GUTTER
1101.01	WORK ZONE ADVANCED WARNING SIGNS
1101.02	TEMPORARY LANE CLOSURES
1101.03	TEMPORARY ROAD CLOSURES
1101.04	TEMPORARY SHOULDER CLOSURES
1101.11	TRAFFIC CONTROL DESIGN TABLES
1110.01	STATIONARY WORK ZONE SIGNS
1110.02	PORTABLE WORK ZONE SIGNS
1115.01	FLASHING ARROW BOARDS
1130.01	DRUM
1135.01	CONES
1145.01	BARRICADES – TYPE III
1150.01	FLAGGING DEVICES
1165.01	TRUCK MOUNTED ATTENUATOR – DELINEATION
1180.01	SKINNY-DRUM
1205.01	PAVEMENT MARKINGS – LINES TYPES AND OFFSETS
1205.02	PAVEMENT MARKINGS – DIVIDED AND UNDIVIDED ROADWAYS
1205.04	PAVEMENT MARKINGS – INTERSECTIONS
1205.05	PAVEMENT MARKINGS – TURN LANES
1205.07	PAVEMENT MARKINGS – PEDESTRIAN CROSSWALKS
1205.08	PAVEMENT MARKINGS – SYMBOLS AND WORD MESSAGES
1700.01	ELECTRICAL SERVICE OPTIONS
1700.02	ELECTRICAL SERVICE GROUNDING
1705.01	SIGNAL HEADS – VEHICULAR SIGNAL HEADS
1705.02	SIGNAL HEADS – PEDESTRIAN ASSEMBLIES
1705.03	SIGNAL HEADS – WIRE COLOR CONVENTIONS
1705.04	SIGNAL HEADS – PEDESTRIAN PUSHBUTTON LOCATION
1715.01	UNDERGROUND CONDUIT – TRENCHING
1716.01	JUNCTION BOXES
1721.01	GUY ASSEMBLIES
1725.01	INDUCTIVE DETECTION LOOPS
1730.01	FIBER-OPTIC CABLE – SPARE CABLE STORAGE
1743.02	PEDESTALS – NORMAL DUTY TYPE II
1743.04	PEDESTALS – FOUNDATIONS
1751.01	CONTROLLERS AND CABINETS – CABINET COMPONENT LAYOUT
1751.02	CONTROLLERS AND CABINETS – POWER, GROUND AND AUXILIARY

INDEX OF SHEETS

Volume I

ITS-1.00.....	TITLE SHEET – COMMUNICATIONS & CCTV FIELD INFRASTRUCTURE, BUILDING MODIFICATIONS AND SPECIAL DETAILS
ITS-1.01.....	INDEX OF SHEETS AND ROADWAY STANDARD DRAWINGS
ITS-2.00.....	CENTRAL BLOCK DIAGRAM
ITS-3.00 – ITS-3.01.....	SYSTEM DETECTORS AND CONTROL ZONE SCHEMATIC
ITS-4.00.....	CCTV CAMERA INSTALLATION, FOR WOOD SIGNAL POLES
ITS-4.01.....	CCTV CAMERA INSTALLATION, FOR METAL SIGNAL POLES
ITS-4.02.....	RISER DETAIL
ITS-4.03.....	FOUNDATION MODIFICATION DETAIL
ITS-4.04.....	GROUND MOUNTED ELECTRICAL SERVICE DETAIL
ITS-4.05.....	AERIAL FIBER-OPTIC CABLE STORAGE & SPLICE ENCLOSURES
ITS-4.06.....	BASE-MOUNTED CABINET FOUNDATION DETAILS
ITS-4.07.....	REVISED ROADWAY STANDARD DRAWINGS 1700D01 & 1720D01
ITS-4.08.....	REVISED ROADWAY STANDARD DRAWING 1743D01
ITS-4.09.....	TRAFFIC MANAGEMENT CENTER
ITS-4.10.....	COMMUNICATIONS RACK
CRP-001A – CRP-001D.....	SUMMARY OF WORK BY CABLE ROUTING PLANS
CRP-001E.....	CCTV INSTALLATION SUMMARY
CRP-002A.....	CABLE ROUTING PLANS KEY SHEET
CRP-002B.....	LEGEND/GENERAL NOTES/ABBREVIATIONS
CRP-002C.....	CONSTRUCTION NOTES
CRP-003 – CRP-069.....	CABLE ROUTING PLANS
TMP-1 – TMP-2.....	TRANSPORTATION MANAGEMENT PLANS

Volume II

FS-1.00.....	TITLE SHEET (FIBER-OPTIC SPLICING)
FS-1.01.....	INDEX OF SHEETS AND ROADWAY STANDARD DRAWINGS
FS-2.00.....	COMMS. CABLE SCHEMATIC
FS-2.01 – FS-2.04.....	FIBER-OPTIC RING SCHEMATICS
FS-3.00.....	FIBER-OPTIC CABLE USAGE SUMMARY
FS-3.01.....	FIBER-OPTIC SPLICE DETAILS KEY SHEET
FS-4.00 – FS-4.22.....	FIBER-OPTIC SPLICING DETAILS

Volume III

SIG. 1A.....	TITLE SHEET (TRAFFIC SIGNAL DESIGNS)
SIG. 1B.....	INDEX OF SHEETS AND ROADWAY STANDARD DRAWINGS
SIG. 1C.....	SIGNAL PLANS INDEX SHEET
SIG. 1D – 1I.....	SUMMARY OF WORK BY INTERSECTION
SIG. 1.0 – 44.3.....	TRAFFIC SIGNAL PLANS
SIG. M1 – M8.....	STANDARD DRAWING FOR METAL POLES



	Elizabeth City Signal System Index of Sheets and Roadway Standard Drawings		
	Division 1 Pasquotank County Elizabeth City	PLAN DATE: April 2018	
PREPARED BY: R Lawton	REVIEWED BY:	REVISIONS	DATE
NTS	REVISIONS	INIT.	DATE
DOCUMENT NOT CONSIDERED FINAL UNLESS ALL SIGNATURES COMPLETED			DocuSigned by: Lisa M. Moon 3/27/2019 58cfe68d330d421

CABLE TO CABLE SPLICE LOCATIONS CAN VARY IF NECESSARY WITH THE APPROVAL OF THE ENGINEER.



LEGEND

- CABLE TO CABLE SPLICE
- DROP SPLICE TO SIGNAL CABINET
- DROP SPLICE TO CCTV
- DROP SPLICE TO SIGNAL CABINET (SHARE WITH CCTV)
- NEW FIBER-OPTIC CABLE
- 01-#### STATE SIGNAL INVENTORY NUMBER
- CCTV-XX CCTV INVENTORY NUMBER

RING I.D.

1	BL 1, 2
1*	BL 11, 12
2	BL 3, 4
2*	BL 9, 10
16	48

CABLE NUMBER

FIBERS USED FOR EACH RING

TOTAL FIBERS IN CABLE

LIT FIBERS IN CABLE

*DENOTES SECONDARY PATH

DRMP

DRMP, Inc.
8000 Regency Parkway, Suite 175
Cary, NC 27519
NC License No. C-2215 (919) 650-1038

Plans Prepared By:

SCALE: N.T.S.

Prepared for the Offices of:

Elizabeth City Signal System Comms. Cable Schematic

Division 1 Pasquotank County Elizabeth City

PLAN DATE: April 2018 REVIEWED BY: JE Beck

PREPARED BY: AJ Davis REVIEWED BY: LM Moon

REVISIONS: INIT. DATE

8/21/2018

SEAL: LISA M. MOON, ENGINEER, PROFESSIONAL SEAL 022516

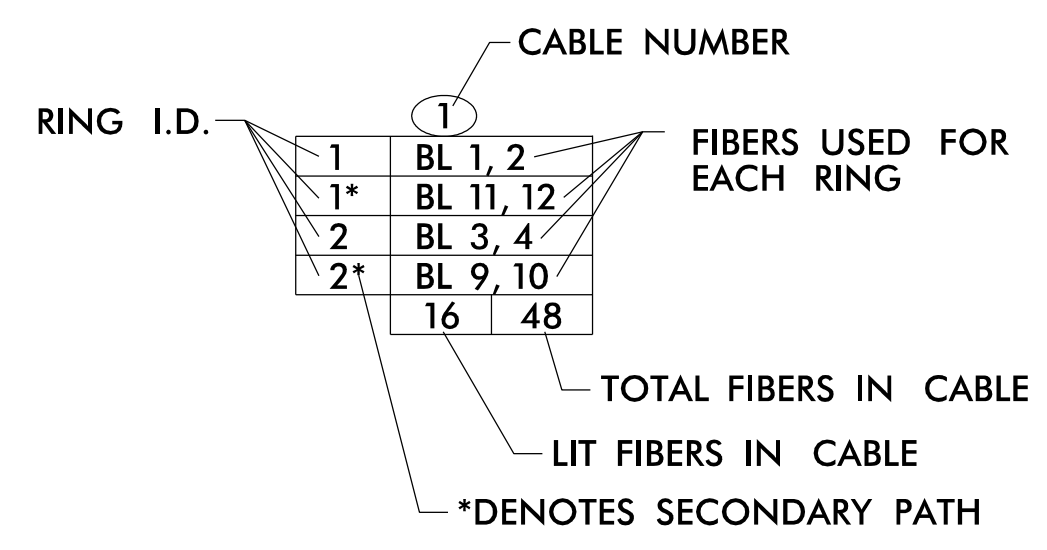
CADD Filename:

RING 1



LEGEND

- ⊙ CABLE TO CABLE SPLICE
- ⊠ DROP SPLICE TO SIGNAL CABINET
- ⊠ DROP SPLICE TO CCTV
- ⊠ DROP SPLICE TO SIGNAL CABINET (SHARE WITH CCTV)
- NEW FIBER-OPTIC CABLE
- S#-## SPLICE NUMBER
- 01-#### STATE SIGNAL INVENTORY NUMBER



Plans Prepared By:

DRMP
 DRMP, Inc.
 8000 Regency Parkway, Suite 175
 Cary, NC 27519
 NC License No. C-2213 (919) 650-1038

Prepared for the Offices of:

750 N. Greenfield Pkwy., Garner, NC 27529

SCALE: N.T.S.

Elizabeth City Signal System Fiber-Optic Ring Schematics	
Division 1 Pasquotank County Elizabeth City	
PLAN DATE: April 2018	REVIEWED BY: JE Beck
PREPARED BY: AJ Davis	REVIEWED BY: LM Moon
REVISIONS	INIT. DATE

SEAL

SEAL
022516
ENGINEER
LISA M. MOON

DATE: 8/21/2018

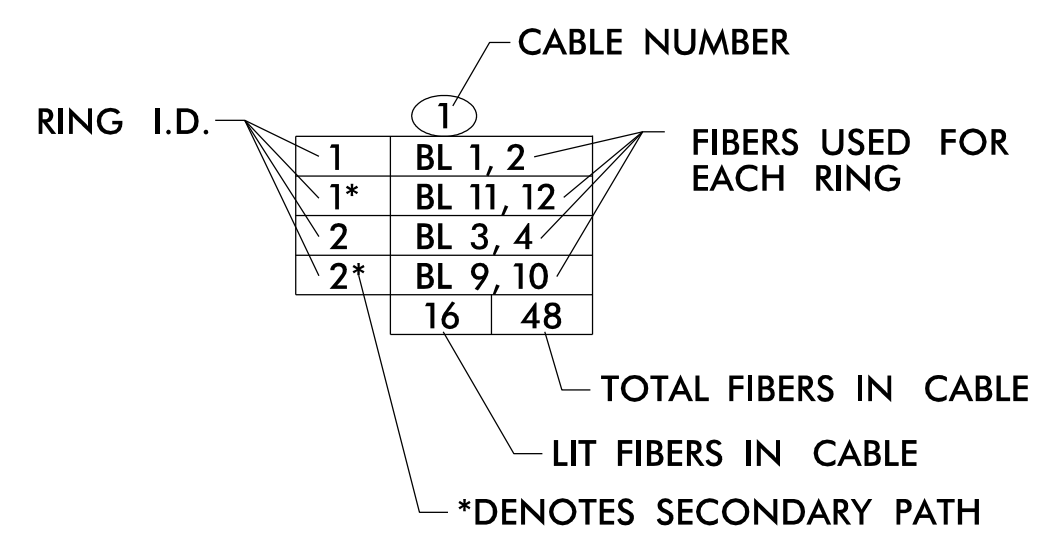
CADD Filename:

RING 2



LEGEND

- ⊙ CABLE TO CABLE SPLICE
- ⊠ DROP SPLICE TO SIGNAL CABINET
- ⊞ DROP SPLICE TO CCTV
- ⊡ DROP SPLICE TO SIGNAL CABINET (SHARE WITH CCTV)
- NEW FIBER-OPTIC CABLE
- S#-### SPLICE NUMBER
- 01-#### STATE SIGNAL INVENTORY NUMBER



Plans Prepared By:

DRMP
 DRMP, Inc.
 8000 Regency Parkway, Suite 175
 Cary, NC 27519
 NC License No. C-2215 (919) 650-1038

Prepared for the Offices of:

750 N. Greenfield Pkwy., Garner, NC 27529

Elizabeth City Signal System Fiber-Optic Ring Schematics	
Division 1 Pasquotank County Elizabeth City	
PLAN DATE: April 2018	REVIEWED BY: JE Beck
PREPARED BY: AJ Davis	REVIEWED BY: LM Moon
REVISIONS	INIT. DATE

SEAL

SEAL
022516
ENGINEER
LISA M. MOON

DocuSign
Lisa M. Moon
3/21/2018
DATE

CADD Filename:

RING 3



LEGEND

- ⊙ CABLE TO CABLE SPLICE
- ⊠ DROP SPLICE TO SIGNAL CABINET
- ⊞ DROP SPLICE TO CCTV
- ⊡ DROP SPLICE TO SIGNAL CABINET (SHARE WITH CCTV)
- NEW FIBER-OPTIC CABLE
- S#-## SPLICE NUMBER
- 01-#### STATE SIGNAL INVENTORY NUMBER

RING I.D.	CABLE NUMBER	FIBERS USED FOR EACH RING	TOTAL FIBERS IN CABLE	LIT FIBERS IN CABLE
1	BL 1, 2		16	48
1*	BL 11, 12			
2	BL 3, 4			
2*	BL 9, 10			

*DENOTES SECONDARY PATH

Plans Prepared By:

DRMP
 DRMP, Inc.
 8000 Regency Parkway, Suite 175
 Cary, NC 27519
 NC License No. C-2215 (919) 650-1038

Prepared for the Offices of:

750 N. Greenfield Pkwy., Garner, NC 27529

SCALE: N.T.S.

Elizabeth City Signal System Fiber-Optic Ring Schematics	
Division 1 Pasquotank County Elizabeth City	
PLAN DATE: April 2018	REVIEWED BY: JE Beck
PREPARED BY: AJ Davis	REVIEWED BY: LM Moon
REVISIONS	INIT. DATE

SEAL

SEAL
022516
ENGINEER
LISA M. MOON
8/21/2018
DATE

RING 4



LEGEND

- ⊙ CABLE TO CABLE SPLICE
- ⊠ DROP SPLICE TO SIGNAL CABINET
- ⊠ DROP SPLICE TO CCTV
- ⊠ DROP SPLICE TO SIGNAL CABINET (SHARE WITH CCTV)
- NEW FIBER-OPTIC CABLE
- S#-### SPLICE NUMBER
- 01-#### STATE SIGNAL INVENTORY NUMBER

RING I.D.		CABLE NUMBER		FIBERS USED FOR EACH RING
1	1	BL 1, 2	16	
1*	1	BL 11, 12	48	
2	2	BL 3, 4	16	
2*	2	BL 9, 10	48	
		TOTAL FIBERS IN CABLE		
		LIT FIBERS IN CABLE		
		*DENOTES SECONDARY PATH		

Plans Prepared By:

DRMP
 DRMP, Inc.
 8000 Regency Parkway, Suite 175
 Cary, NC 27519
 NC License No. C-2215 (919) 650-1038

Prepared for the Offices of:

750 N. Greenfield Pkwy., Garner, NC 27529


Elizabeth City Signal System Fiber-Optic Ring Schematics			
Division 1 Pasquotank County Elizabeth City		PLAN DATE: April 2018	
PREPARED BY: AJ Davis	REVIEWED BY: JE Beck	REVISIONS	INIT. DATE

SEAL

SEAL
022516
ENGINEER
LISA M. MOON
8/21/2018
DATE

CABLE NO. =		1A	1B	1C	1D	2A	2B	2C	3A	3B	4A	4B	4C	4D	4E	4F
CABLE SIZE =		48	48	12	12	48	12	48	48	48	48	48	12	12	12	12
NEW/EXISTING		NEW	NEW	EXIST.	NEW	NEW	NEW	NEW	NEW	NEW	NEW	NEW	NEW	NEW	NEW	NEW
TUBE	STRANDS	USAGE – ASSOCIATED RINGS (*INDICATES SECONDARY PATH) AND/OR SPARES														
BLUE	1,2	1	1	1	1											
BLUE	3,4	2	2			2	2	2					4	4	4	4
BLUE	5,6															
BLUE	7,8															
BLUE	9,10	2*					2*		2*		2*					
BLUE	11,12	1*		1*	1*	1*		1*	1*		1*		4*	4*	4*	4*
ORANGE	1,2	3							3	3	3					
ORANGE	3,4	4									4	4				
ORANGE	5,6															
ORANGE	7,8															
ORANGE	9,10	4*	4*			4*		4*	4*			4*				
ORANGE	11,12	3*	3*			3*		3*		3*						
GREEN	1,2															
GREEN	3,4															
GREEN	5,6															
GREEN	7,8															
GREEN	9,10															
GREEN	11,12															
BROWN	1,2															
BROWN	3,4															
BROWN	5,6															
BROWN	7,8															
BROWN	9,10															
BROWN	11,12															

**DOCUMENT NOT CONSIDERED FINAL
UNLESS ALL SIGNATURES COMPLETED**




Elizabeth City Signal System
Fiber Optic Cable Usage Summary

Division 1 Pasquotank County Elizabeth City

PLAN DATE: April 2018 REVIEWED BY: J.E. Beck

PREPARED BY: AJ Davis REVIEWED BY: LM Moon

SCALE: N.T.S.




DocuSigned by:
Lisa M. Moon 8/21/2018

SPLICE SIGNAL NUMBER	CABLE ROUTING PLAN SHEET	SPLICE DETAIL SHEET
TMC	CRP-028	4.07
01-0001	CRP-035	4.10
01-0002	CRP-035	4.11
01-0004	CRP-038	4.14
01-0005/01-0006	CRP-041	4.15
01-0008	CRP-038	4.14
01-0009	CRP-037	4.13
01-0010	CRP-037	4.13
01-0011	CRP-037	4.12
01-0012	CRP-036	4.12
01-0013	CRP-011	4.03
01-0014	CRP-030	4.08
01-0015	CRP-008	4.01
01-0016	CRP-010	4.02
01-0019	CRP-005	4.00
01-0020	CRP-012	4.03
01-0022	CRP-033	4.10
01-0024	CRP-036	4.11
01-0025	CRP-016	4.04
01-0034/01-0374	CRP-031	4.09
01-0092	CRP-003	4.00
01-0217	CRP-060	4.19
01-0219	CRP-062	4.20
01-0222	CRP-009	4.02
01-0315	CRP-055	4.18
01-0336	CRP-058	4.19
01-0404	CRP-017	4.04
01-0407	CRP-064	4.20
01-0408	CRP-068	4.21
01-0442	CRP-023	4.07
01-0443	CRP-069	4.22
01-0461	CRP-021	4.06
01-0465	CRP-006	4.01
01-0481	CRP-019	4.05
01-0519	CRP-032	4.09
01-0540	CRP-018	4.05
01-0629	CRP-029	4.08
01-0674	CRP-056	4.18
01-0712	CRP-020	4.06
01-0747	CRP-044	4.16
01-0749	CRP-050	4.17
01-0750	CRP-064	4.21
01-0755	CRP-045	4.16
FUTURE	CRP-042	4.15

CABLE ROUTING PLAN SHEET	SPLICE SIGNAL NUMBER	SPLICE DETAIL SHEET
CRP-003	01-0092	4.00
CRP-005	01-0019	4.00
CRP-006	01-0465	4.01
CRP-008	01-0015	4.01
CRP-009	01-0222	4.02
CRP-010	01-0016	4.02
CRP-011	01-0013	4.03
CRP-012	01-0020	4.03
CRP-016	01-0025	4.04
CRP-017	01-0404	4.04
CRP-018	01-0540	4.05
CRP-019	01-0481	4.05
CRP-020	01-0712	4.06
CRP-021	01-0461	4.06
CRP-023	01-0442	4.07
CRP-028	TMC	4.07
CRP-029	01-0629	4.08
CRP-030	01-0014	4.08
CRP-031	01-0034/01-0374	4.09
CRP-032	01-0519	4.09
CRP-033	01-0022	4.10
CRP-035	01-0001	4.10
CRP-035	01-0002	4.11
CRP-036	01-0012	4.12
CRP-036	01-0024	4.11
CRP-037	01-0009	4.13
CRP-037	01-0010	4.13
CRP-037	01-0011	4.12
CRP-038	01-0004	4.14
CRP-038	01-0008	4.14
CRP-041	01-0005/01-0006	4.15
CRP-042	FUTURE	4.15
CRP-044	01-0747	4.16
CRP-045	01-0755	4.16
CRP-050	01-0749	4.17
CRP-055	01-0315	4.18
CRP-056	01-0674	4.18
CRP-058	01-0336	4.19
CRP-060	01-0217	4.19
CRP-062	01-0219	4.20
CRP-064	01-0407	4.20
CRP-064	01-0750	4.21
CRP-068	01-0408	4.21
CRP-069	01-0443	4.22

**DOCUMENT NOT CONSIDERED FINAL
UNLESS ALL SIGNATURES COMPLETED**



Elizabeth City Signal System
Fiber Optic Cable
Splice Detail Index


Division 1 Pasquotank County Elizabeth City

PLAN DATE: April 2018 REVIEWED BY: J.E. Beck

PREPARED BY: AJ Davis REVIEWED BY: LM Moon

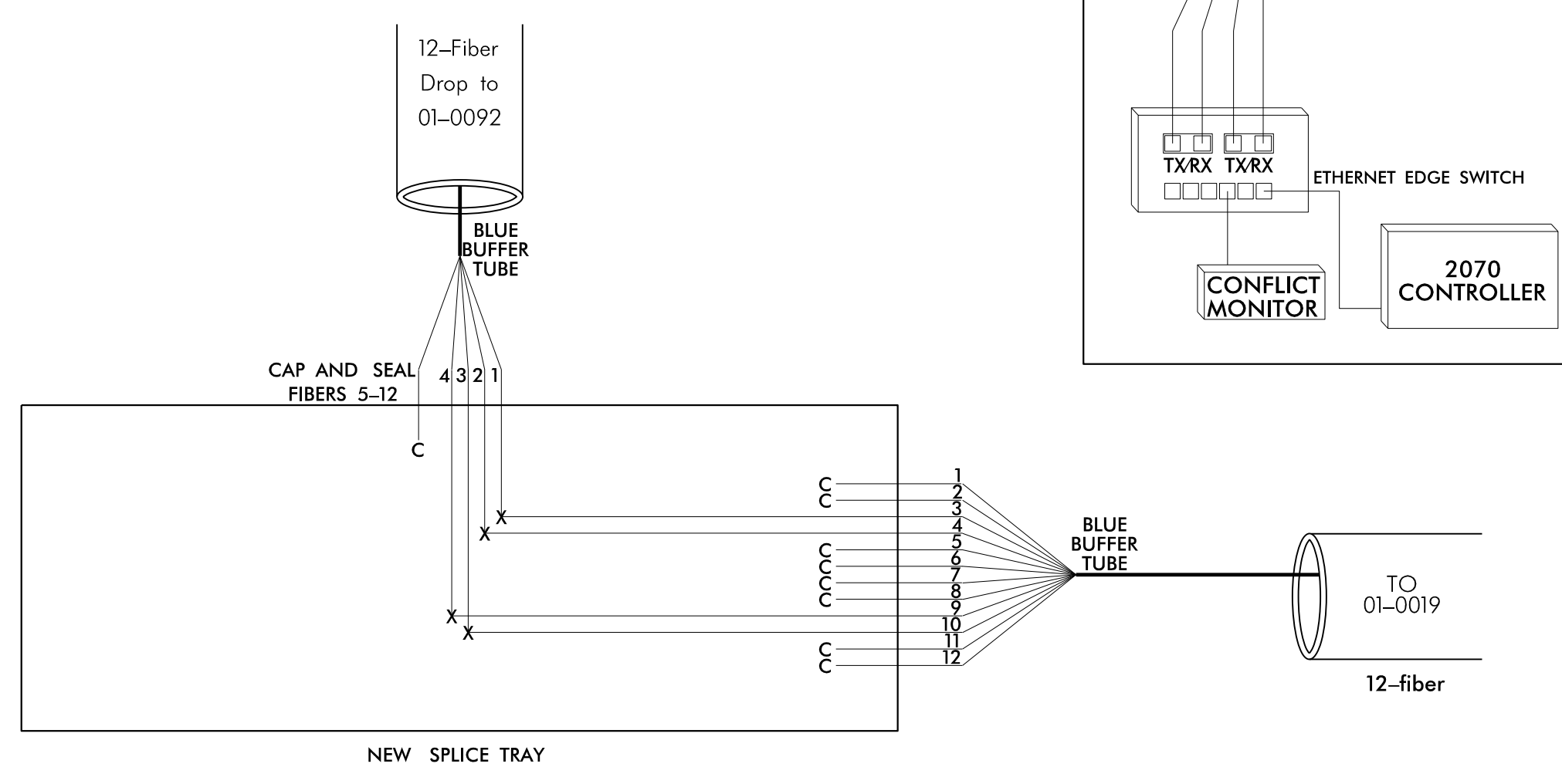
REVISIONS	INIT.	DATE

SCALE: N.T.S.

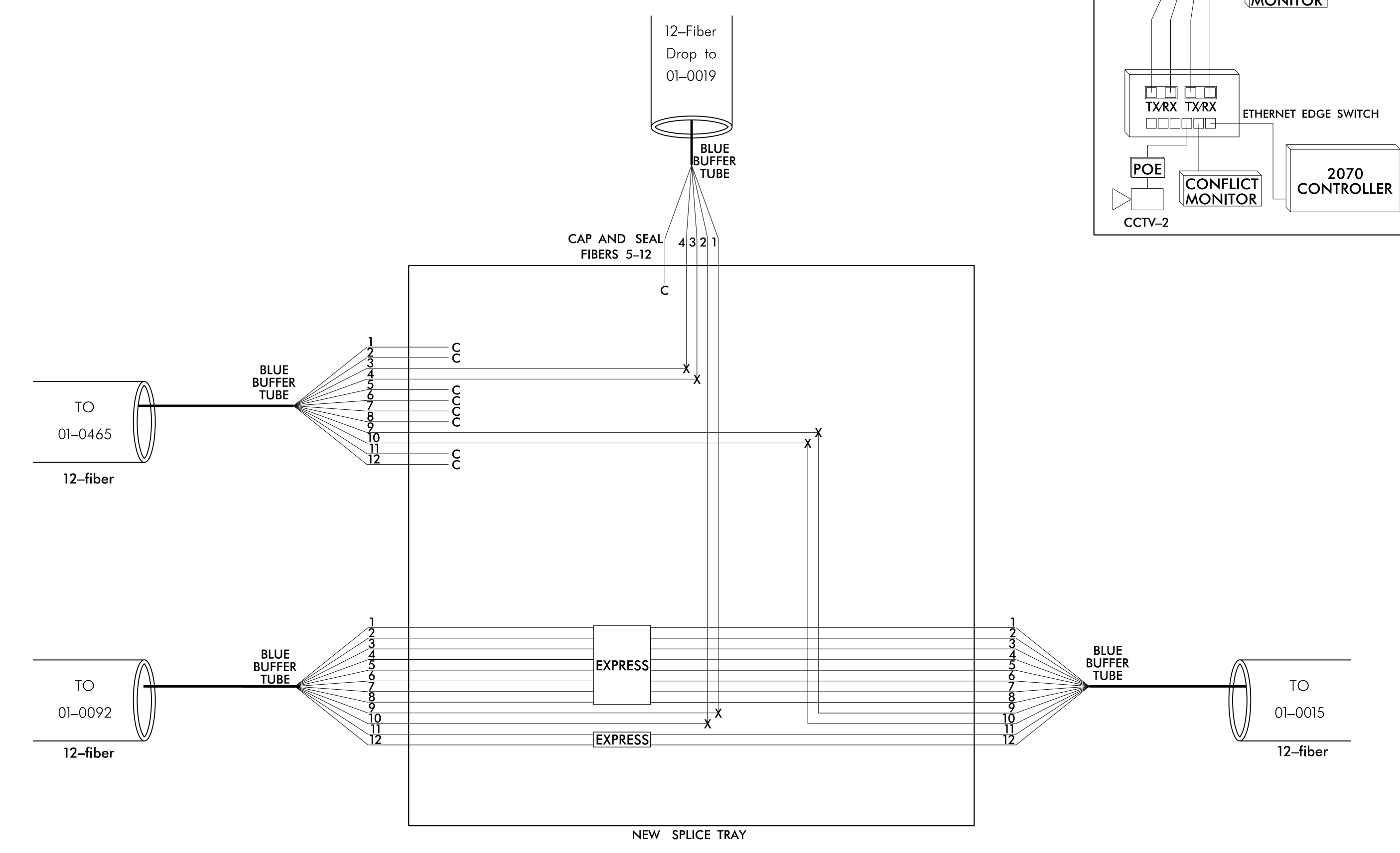


DocuSigned by:
Lisa M. Moon 8/21/2018
CADD File Name:

NEW AERIAL SPLICE ENCLOSURE
 US 17 (S. Hughes Blvd.) at SR 1306 (Forest Park Rd.) Central Elem. School Ent.
 SIG. INV. # 01-0092



NEW AERIAL SPLICE ENCLOSURE
 US 17 (S. Hughes Blvd.) at US 17 Bus. (W. Ehringhaus St.) SR 1145 (Oak Stump Rd.) Shopping Center Ent.
 SIG. INV. # 01-0019




DOCUMENT NOT CONSIDERED FINAL UNLESS ALL SIGNATURES COMPLETED

LEGEND

Color Code		TIA/EIA 598-B	
BL	(1) Blue	RD	(7) Red
OR	(2) Orange	BK	(8) Black
GR	(3) Green	YL	(9) Yellow
BR	(4) Brown	VI	(10) Violet
SL	(5) Slate	RS	(11) Rose
WH	(6) White	AQ	(12) Aqua

X = Fusion Splice Individual Fiber
 C = Cap and Seal
 EXPRESS = Express entire buffer tube/fibers through without cutting
 BUFFER SPLICE = Splice all fibers in buffer tube color to color


- NOTES**
- Unused fibers left coiled and stored in splice tray.
 - Unused buffer tubes left coiled and stored in splice enclosure.
 - Edge switch configurations are generic. Contractor is responsible for determining/ensuring the proper terminations.



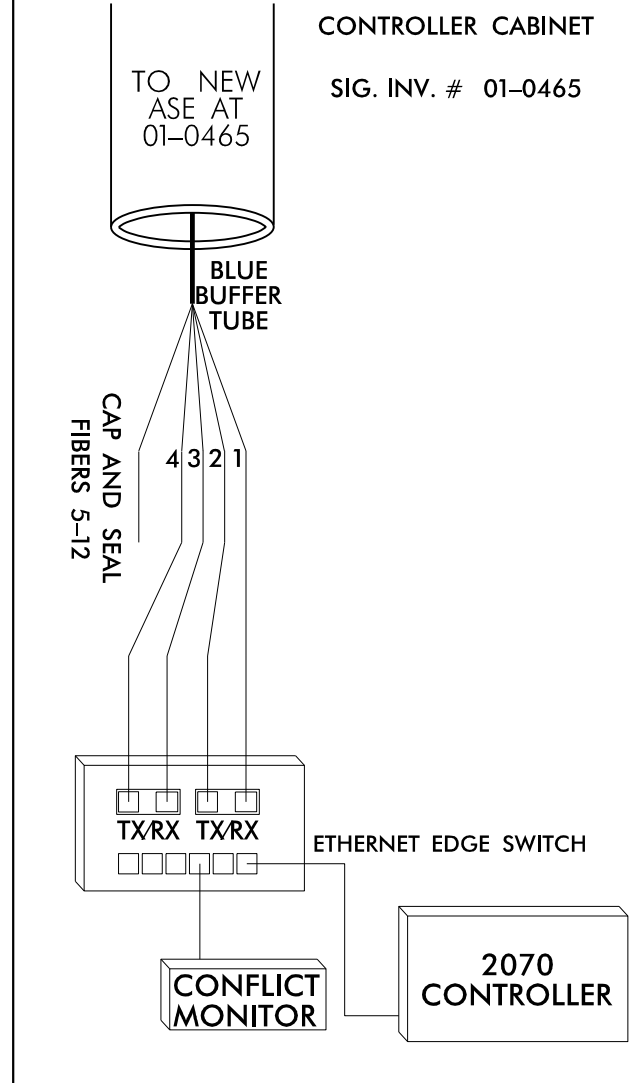
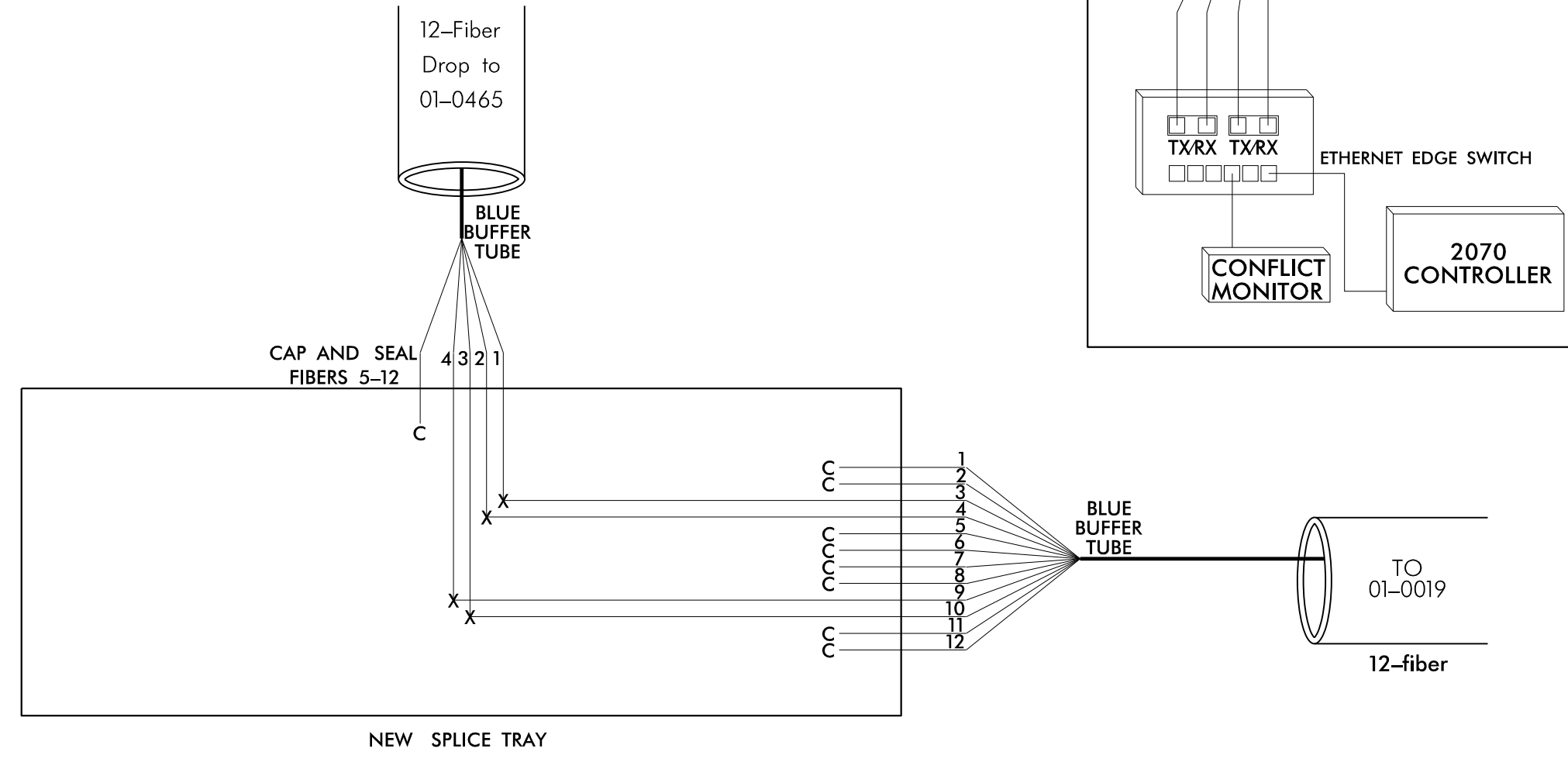
Elizabeth City Signal System Fiber-Optic Splicing Details

Division 1 Pasquotank County Elizabeth City

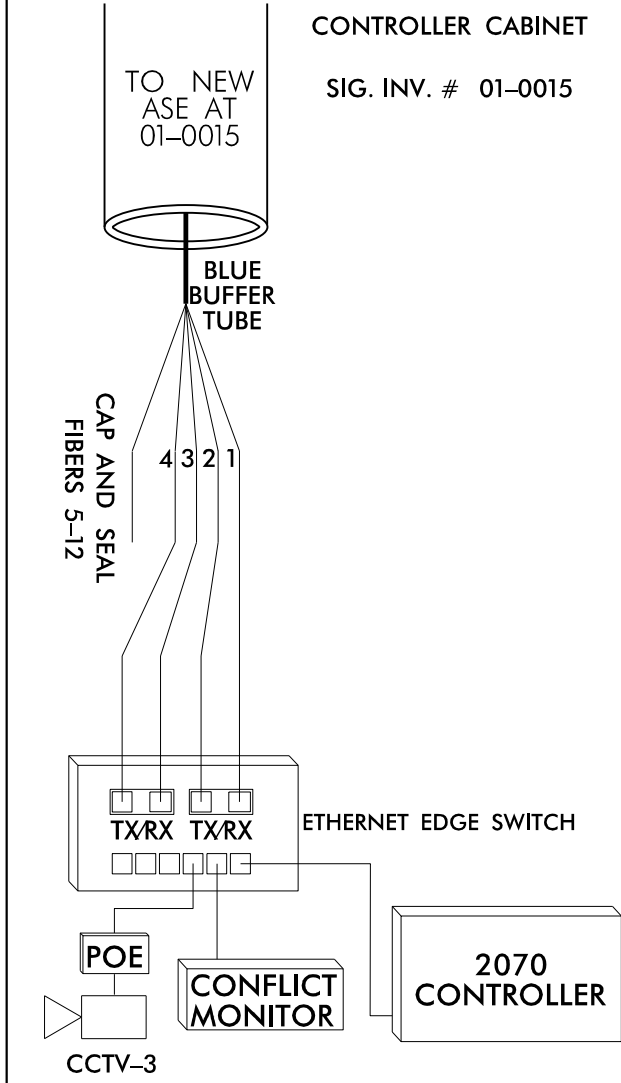
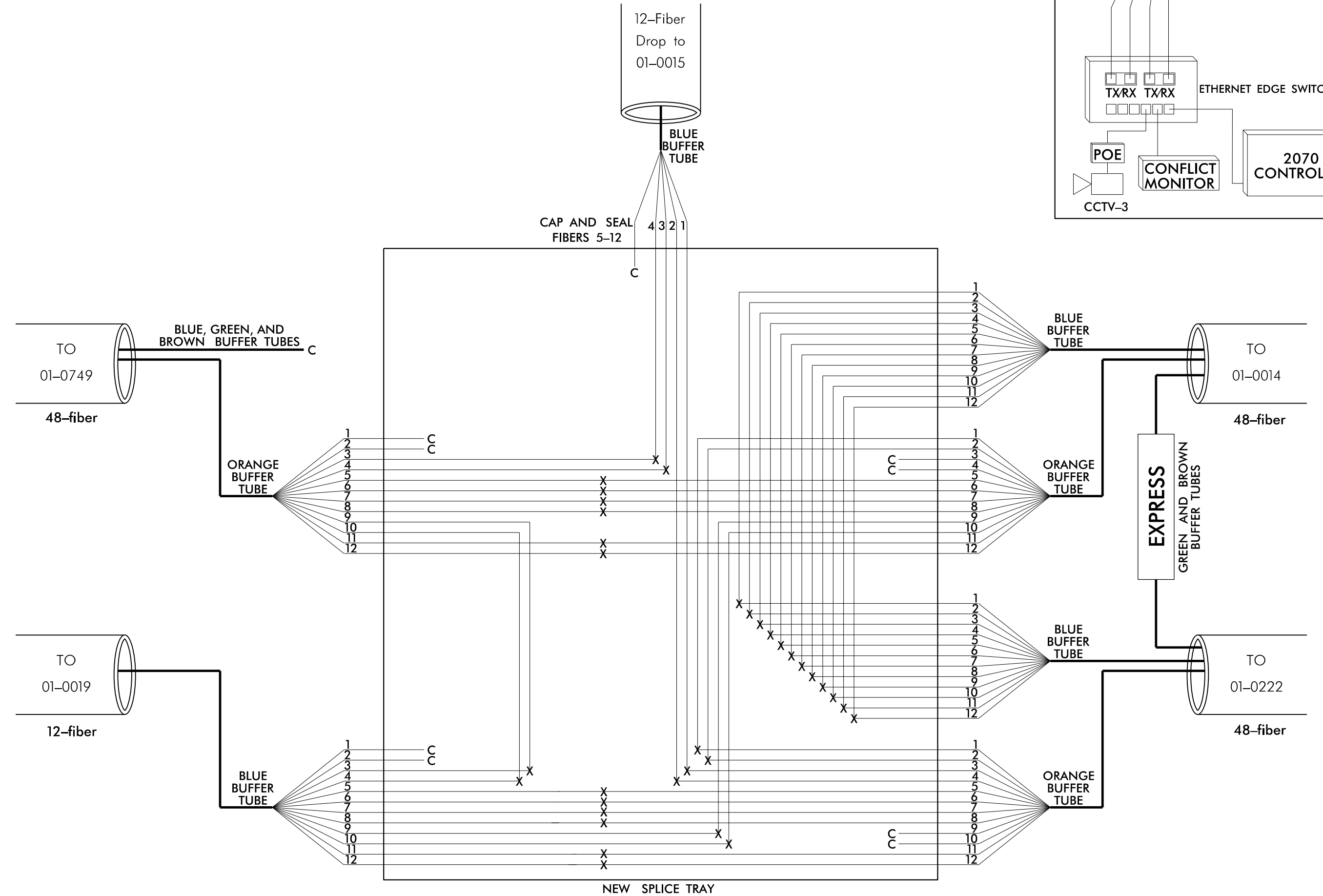
PLAN DATE: April 2018	REVIEWED BY: J.E Beck
PREPARED BY: AJ Davis	REVIEWED BY: LM Moon
REVISIONS	INIT. DATE



NEW AERIAL SPLICE ENCLOSURE
 SR 1145 (Oak Stump Rd.) at SR 1190
 (Ranch Rd.)Northeastern HS
 SIG. INV. # 01-0465



NEW UNDERGROUND SPLICE ENCLOSURE
 US 17 (Hughes Blvd.) at
 SR 1152 (Halstead Blvd.)
 SIG. INV. # 01-0015



**DOCUMENT NOT CONSIDERED FINAL
 UNLESS ALL SIGNATURES COMPLETED**

Color Code		TIA/EIA 598-B	
BL	(1) Blue	RD	(7) Red
OR	(2) Orange	BK	(8) Black
GR	(3) Green	YL	(9) Yellow
BR	(4) Brown	VI	(10) Violet
SL	(5) Slate	RS	(11) Rose
WH	(6) White	AQ	(12) Aqua

X	=	Fusion Splice Individual Fiber
C	=	Cap and Seal
EXPRESS	=	Express entire buffer tube/fibers through without cutting
BUFFER SPLICE	=	Splice all fibers in buffer tube color to color

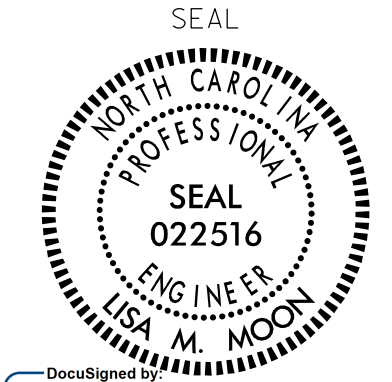
- NOTES**
- Unused fibers left coiled and stored in splice tray.
 - Unused buffer tubes left coiled and stored in splice enclosure.
 - Edge switch configurations are generic. Contractor is responsible for determining/ensuring the proper terminations.

Plans Prepared By:



DRMP, Inc.
 8000 Regency Parkway, Suite 175
 Cary, NC 27519
 NC License No. C-2213 (919) 650-1038

Prepared for the Offices of:		Elizabeth City Signal System Fiber-Optic Splicing Details	
Division 1 Pasquotank County Elizabeth City		PLAN DATE: April 2018 REVIEWED BY: J.E. Beck	
PREPARED BY: AJ Davis		REVIEWED BY: LM Moon	
SCALE	N.T.S.	REVISIONS	INIT. DATE



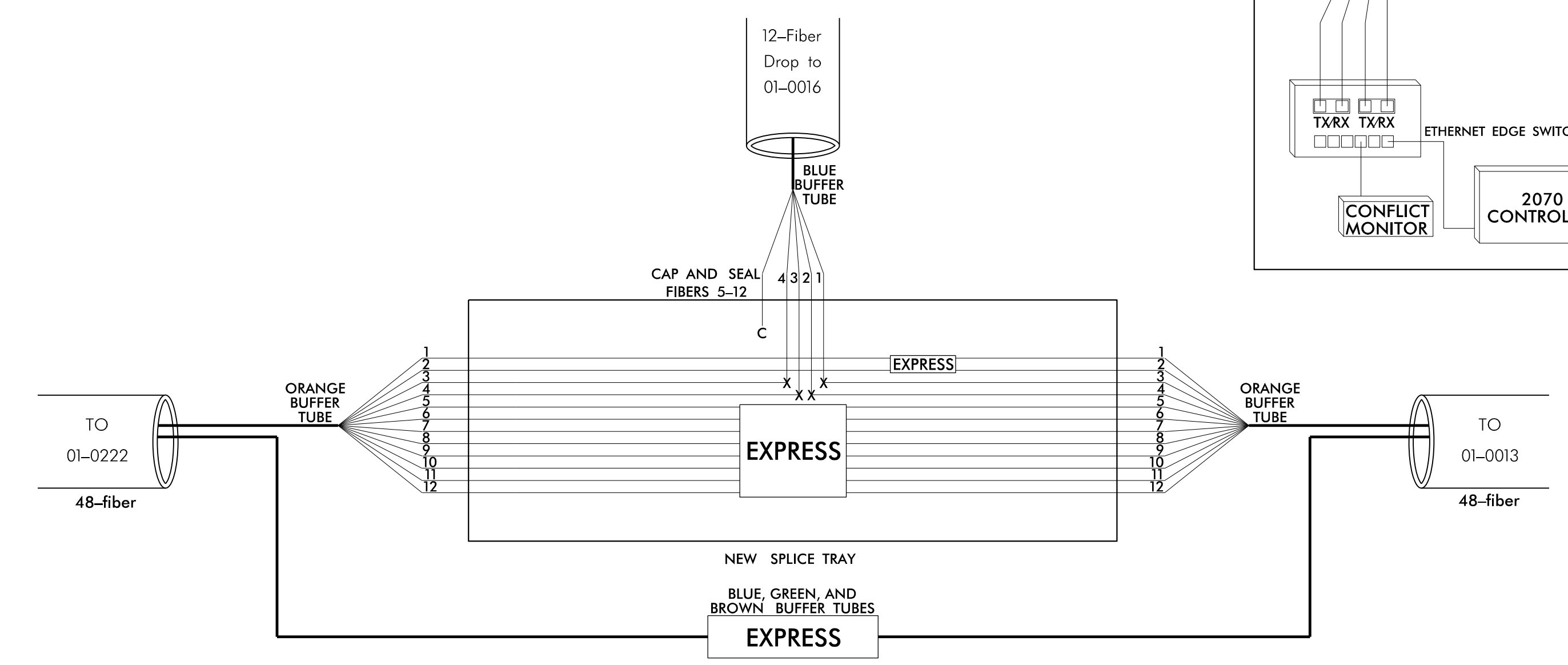
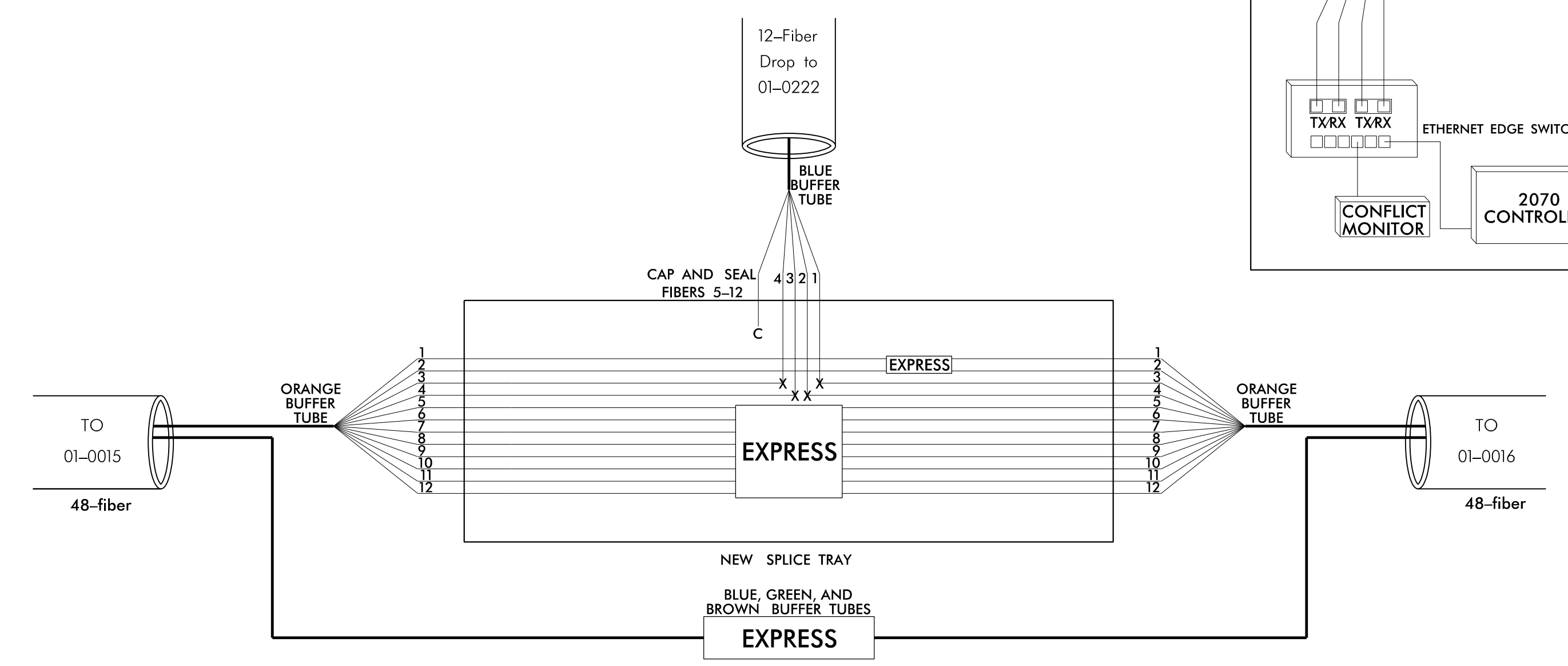
DocuSigned by:
 Lisa M. Moon 8/21/2018
 CADD File Name:

NEW UNDERGROUND SPLICE ENCLOSURE
 US 17 (S. Hughes Blvd.) at McArthur Dr.
 SIG. INV. # 01-0222

CONTROLLER CABINET
 SIG. INV. # 01-0222

NEW UNDERGROUND SPLICE ENCLOSURE
 US 17 (Hughes Blvd.) at
 SR 1308 (W. Church St.)
 SIG. INV. # 01-0016

CONTROLLER CABINET
 SIG. INV. # 01-0016




**DOCUMENT NOT CONSIDERED FINAL
 UNLESS ALL SIGNATURES COMPLETED**

Color Code		TIA/EIA 598-B	
BL	(1) Blue	RD	(7) Red
OR	(2) Orange	BK	(8) Black
GR	(3) Green	YL	(9) Yellow
BR	(4) Brown	VI	(10) Violet
SL	(5) Slate	RS	(11) Rose
WH	(6) White	AQ	(12) Aqua

X	=	Fusion Splice Individual Fiber
C	=	Cap and Seal
EXPRESS	=	Express entire buffer tube/fibers through without cutting
BUFFER SPLICE	=	Splice all fibers in buffer tube color to color

- NOTES**
- Unused fibers left coiled and stored in splice tray.
 - Unused buffer tubes left coiled and stored in splice enclosure.
 - Edge switch configurations are generic. Contractor is responsible for determining/ensuring the proper terminations.



Elizabeth City Signal System Fiber-Optic Splicing Details	
Division 1	Pasquotank County Elizabeth City
PLAN DATE: April 2018	REVIEWED BY: J.E. Beck
PREPARED BY: AJ Davis	REVIEWED BY: LM Moon
SCALE: N.T.S.	DATE:

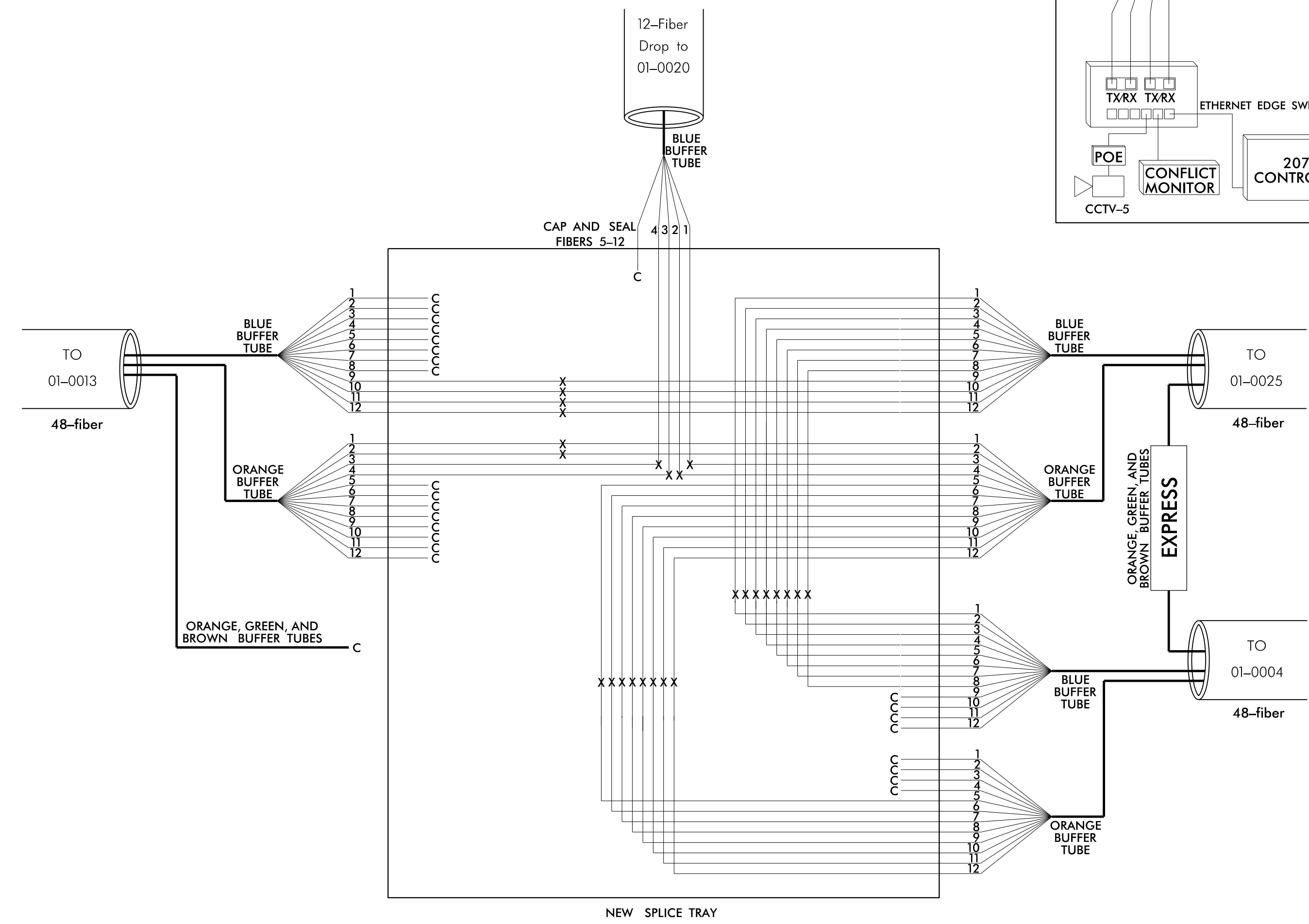
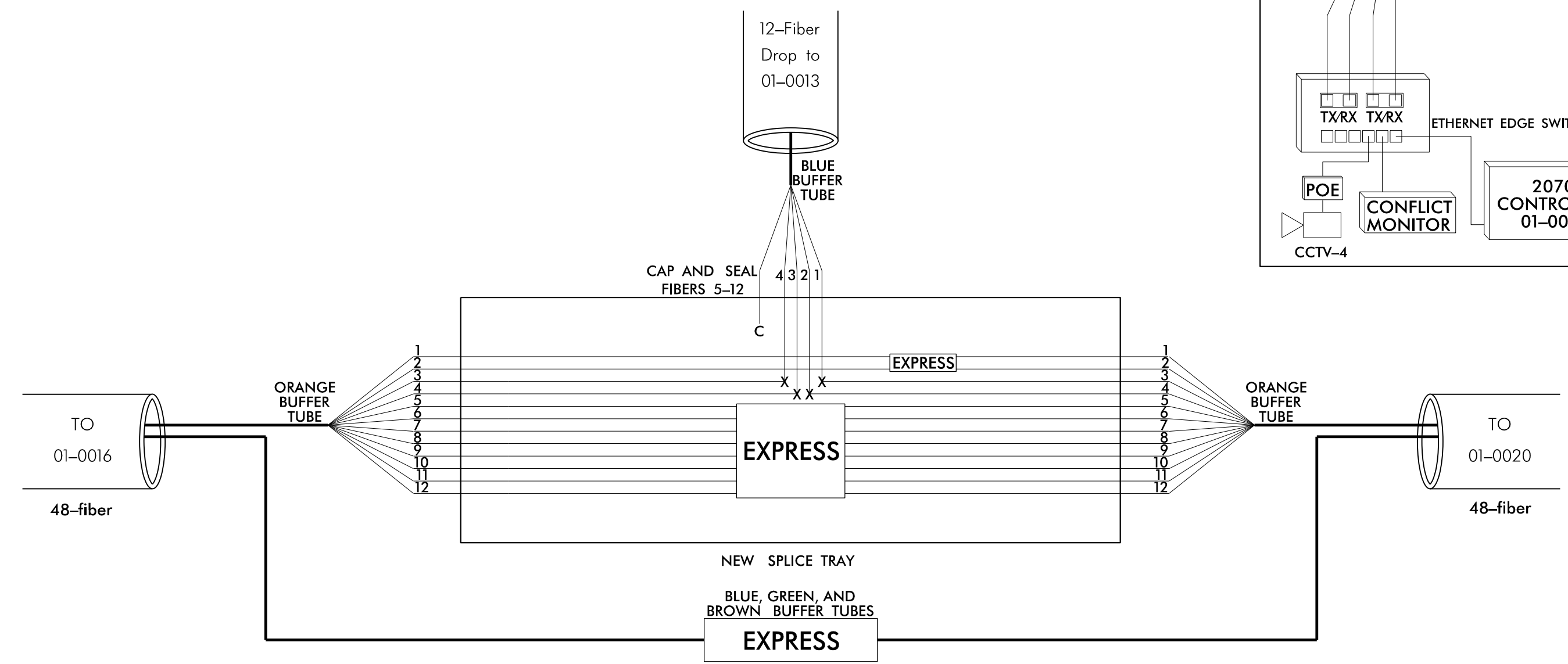


NEW AERIAL SPLICE ENCLOSURE
 US 17 (Hughes Blvd.) at SR 1309
 (W. Main St.)/W. Main St. Ext.
 SIG. INV. # 01-0013

CONTROLLER CABINET
 SIG. INV. # 01-0013

NEW AERIAL SPLICE ENCLOSURE
 US 17-US 158 (N. Hughes Blvd.) at
 US 158-NC 168 (W. Elizabeth St.)
 SIG. INV. # 01-0020

CONTROLLER CABINET
 SIG. INV. # 01-0020



**DOCUMENT NOT CONSIDERED FINAL
 UNLESS ALL SIGNATURES COMPLETED**

Color Code		TIA/EIA 598-B	
BL	(1) Blue	RD	(7) Red
OR	(2) Orange	BK	(8) Black
GR	(3) Green	YL	(9) Yellow
BR	(4) Brown	VI	(10) Violet
SL	(5) Slate	RS	(11) Rose
WH	(6) White	AQ	(12) Aqua

LEGEND

X	= Fusion Splice Individual Fiber
C	= Cap and Seal
EXPRESS	= Express entire buffer tube/fibers through without cutting
BUFFER SPLICE	= Splice all fibers in buffer tube color to color

- NOTES**
- Unused fibers left coiled and stored in splice tray.
 - Unused buffer tubes left coiled and stored in splice enclosure.
 - Edge switch configurations are generic. Contractor is responsible for determining/ensuring the proper terminations.

Plans Prepared By:

DRMP
 8000 Regency Parkway, Suite 175
 Cary, NC 27519
 NC License No. C-2213 (919) 650-1038

Prepared for the Offices of:

750 N. Greenfield Pkwy., Garner, NC 27529

**Elizabeth City Signal System
 Fiber-Optic Splicing Details**

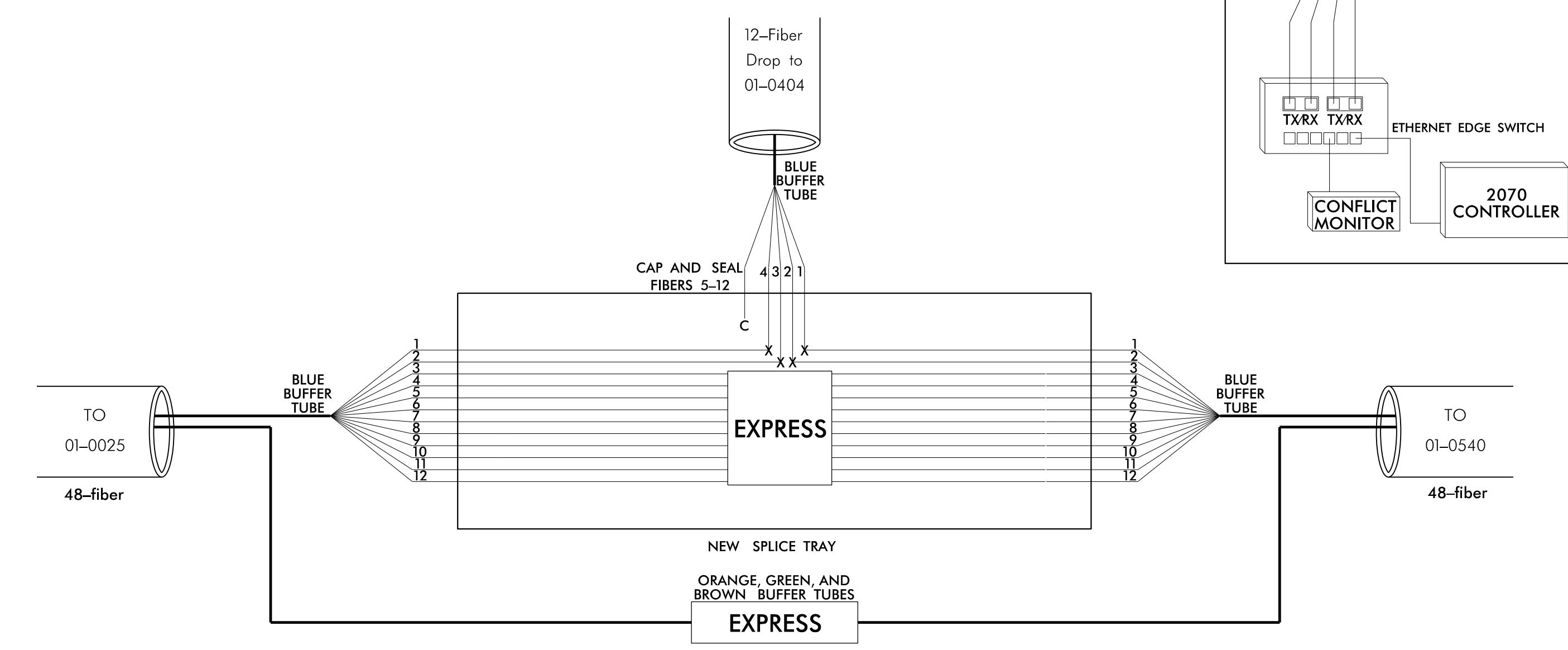
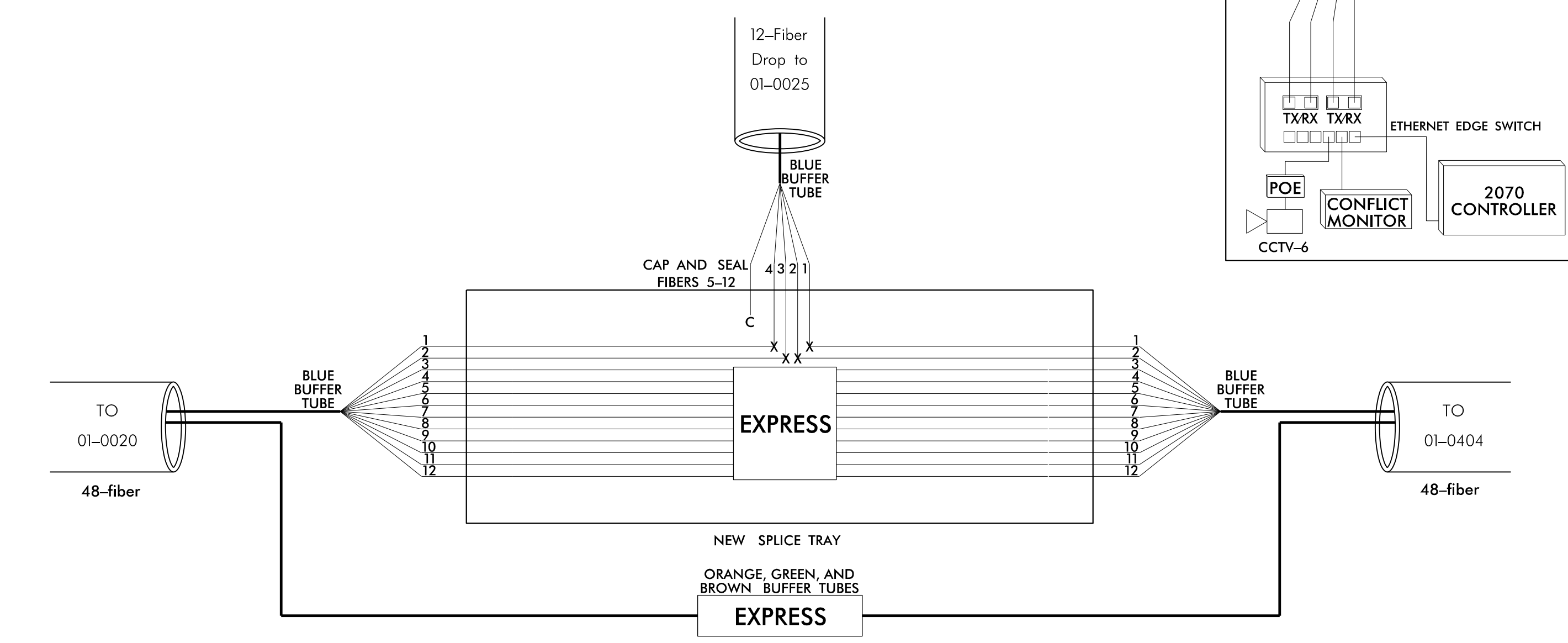
Division 1	Pasquotank County	Elizabeth City
PLAN DATE: April 2018	REVIEWED BY: JE Beck	
PREPARED BY: AJ Davis	REVIEWED BY: LM Moon	
REVISIONS	INIT.	DATE

SEAL

DocuSigned by:
 Lisa M. Moon 8/21/2018
 CADD File name:

NEW AERIAL SPLICE ENCLOSURE
 US 17-158 (Hughes Blvd.) at US 17
 Bus. (Road St.)SR 1327 (Griggs St.)
 SIG. INV. # 01-0025

NEW UNDERGROUND SPLICE ENCLOSURE
 US 17-158 (N. Road St.) at SR1387 (Knobbs
 Creek Rd.)Commercial Dr.
 SIG. INV. # 01-0404



**DOCUMENT NOT CONSIDERED FINAL
 UNLESS ALL SIGNATURES COMPLETED**

Color Code		TIA/EIA 598-B	
BL (1) Blue	RD (7) Red		
OR (2) Orange	BK (8) Black		
GR (3) Green	YL (9) Yellow		
BR (4) Brown	VI (10) Violet		
SL (5) Slate	RS (11) Rose		
WH (6) White	AQ (12) Aqua		


X	=	Fusion Splice Individual Fiber
C	=	Cap and Seal
EXPRESS	=	Express entire buffer tube/fibers through without cutting
BUFFER SPLICE	=	Splice all fibers in buffer tube color to color

- LEGEND**
- NOTES**
- Unused fibers left coiled and stored in splice tray.
 - Unused buffer tubes left coiled and stored in splice enclosure.
 - Edge switch configurations are generic. Contractor is responsible for determining/ensuring the proper terminations.

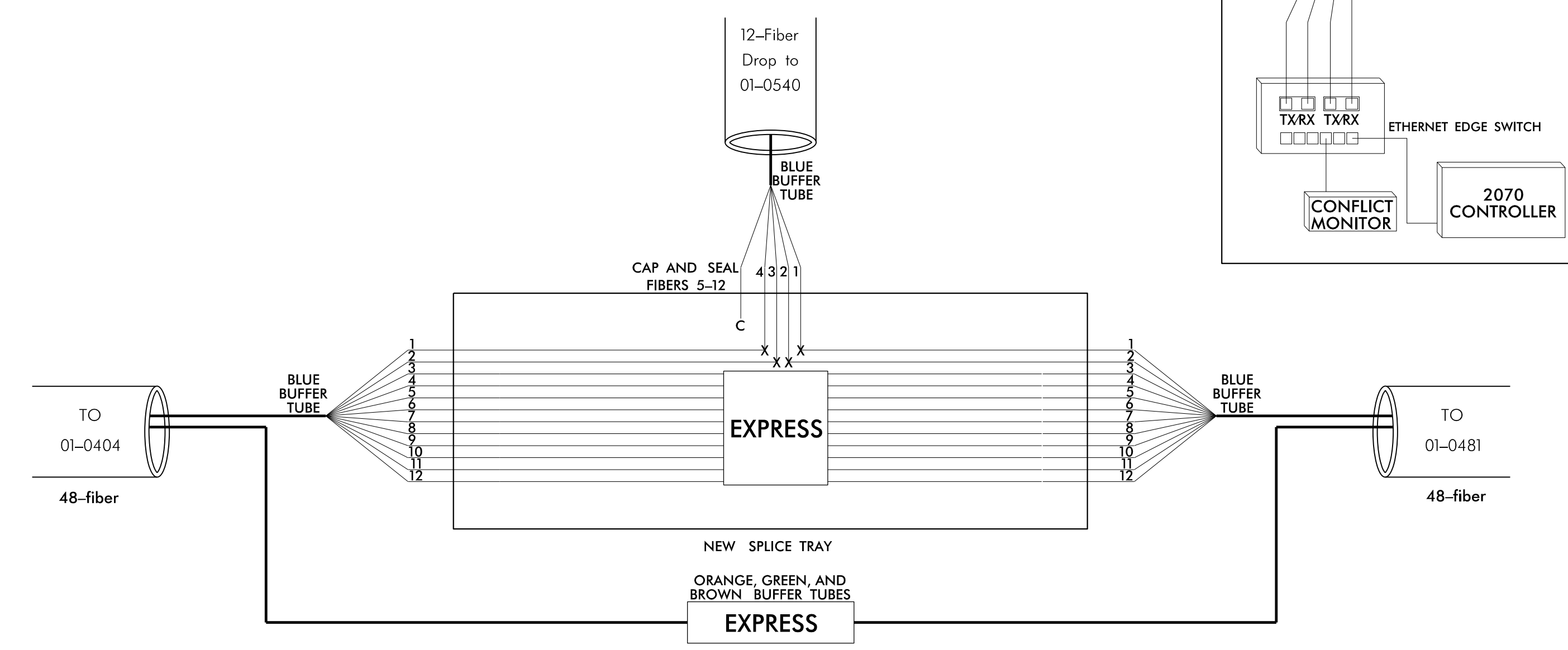
Plans Prepared By:

DRMP, Inc.
 8000 Regency Parkway, Suite 175
 Cary, NC 27519
 NC License No. C-2213 (919) 650-1038

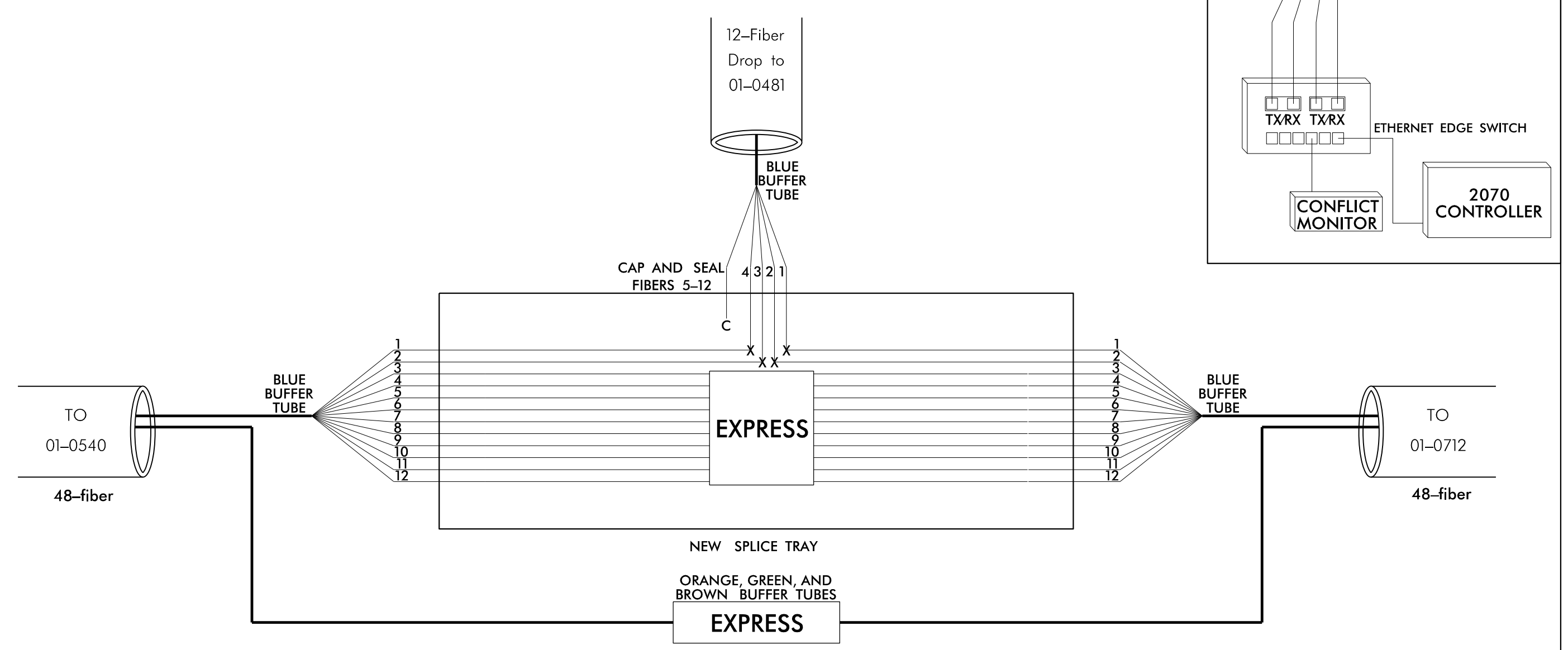
Prepared for the Offices of:		Elizabeth City Signal System Fiber-Optic Splicing Details	
Division 1 Pasquotank County Elizabeth City		PLAN DATE: April 2018 REVIEWED BY: J.E. Beck	
PREPARED BY: AJ Davis		REVIEWED BY: LM Moon	
SCALE	N.T.S.	REVISIONS	INIT. DATE
		DocuSigned by: Lisa M. Moon 8/21/2018	
		CADD File name:	



NEW UNDERGROUND SPLICE ENCLOSURE
 US 17-158 (North Road St.) at Medical Dr.
 SIG. INV. # 01-0540



NEW AERIAL SPLICE ENCLOSURE
 US 17-158 (N. Road St.) at Albemarle
 Hospital Exit ECU School of Dental Medicine
 SIG. INV. # 01-0481



**DOCUMENT NOT CONSIDERED FINAL
 UNLESS ALL SIGNATURES COMPLETED**

Color Code		TIA/EIA 598-B	
BL	(1) Blue	RD	(7) Red
OR	(2) Orange	BK	(8) Black
GR	(3) Green	YL	(9) Yellow
BR	(4) Brown	VI	(10) Violet
SL	(5) Slate	RS	(11) Rose
WH	(6) White	AQ	(12) Aqua

LEGEND

X	= Fusion Splice Individual Fiber
C	= Cap and Seal
	= Express entire buffer tube/fibers through without cutting
	= Splice all fibers in buffer tube color to color

- NOTES**
- Unused fibers left coiled and stored in splice tray.
 - Unused buffer tubes left coiled and stored in splice enclosure.
 - Edge switch configurations are generic. Contractor is responsible for determining/ensuring the proper terminations.

Plans Prepared By:

DRMP
 8000 Regency Parkway, Suite 175
 Cary, NC 27518
 NC License No. C-2213 (919) 650-1038

Prepared for the Offices of:

750 N. Greenfield Pkwy., Garner, NC 27529

SCALE
N.T.S.

**Elizabeth City Signal System
 Fiber-Optic Splicing Details**

Division 1	Pasquotank County	Elizabeth City
PLAN DATE: April 2018	REVIEWED BY: J.E. Beck	
PREPARED BY: AJ Davis	REVIEWED BY: LM Moon	
REVISIONS	INIT.	DATE

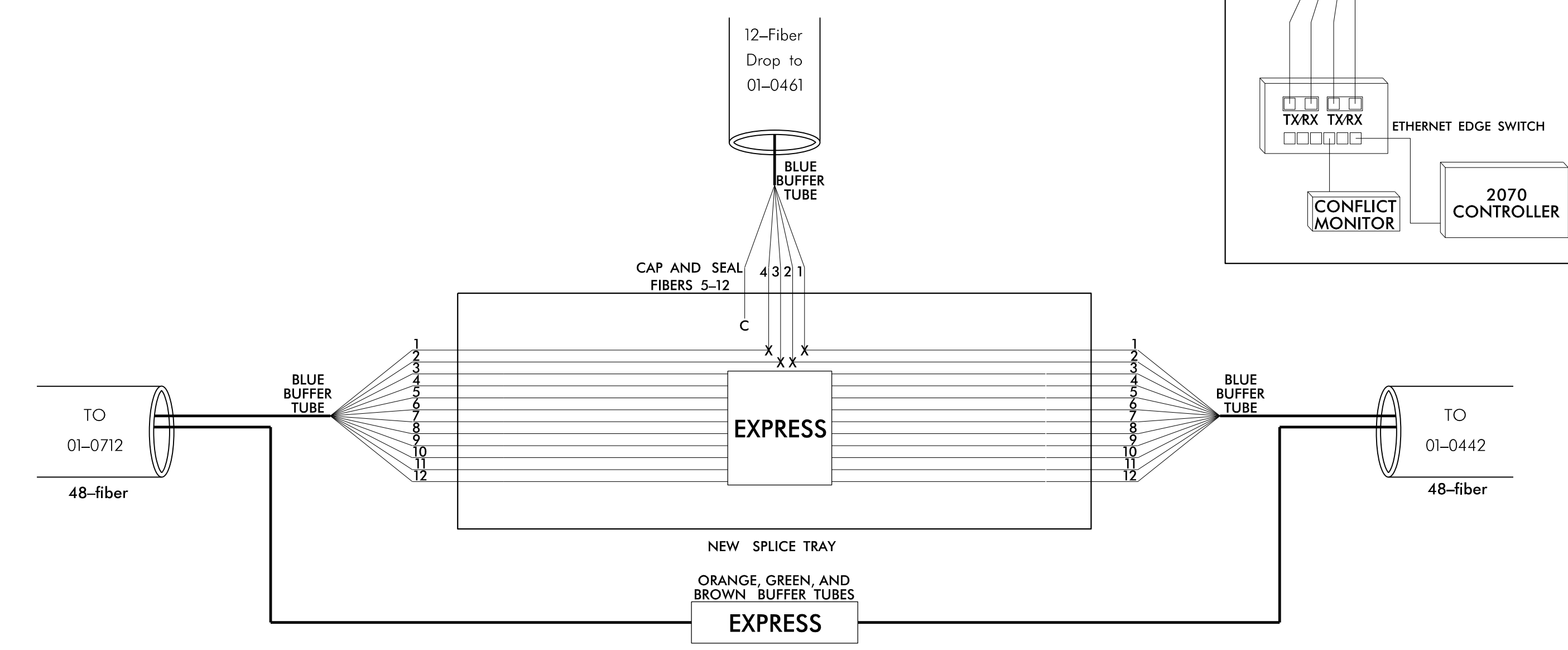
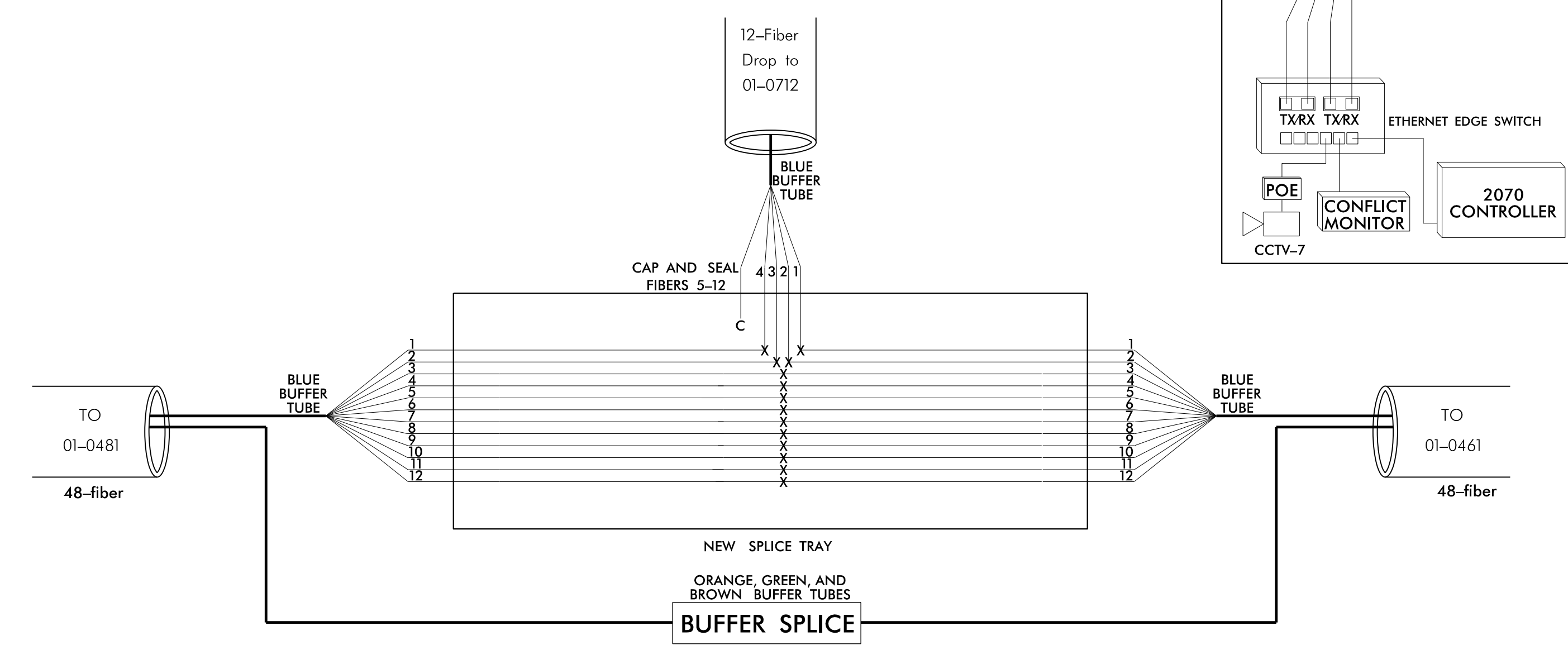
SEAL

DocuSigned by:
 Lisa M. Moon
 8/21/2018

CADD File Name:

NEW AERIAL SPLICE ENCLOSURE
 US 17-158 at SR 1383 (College of The Albemarle Ent.)
 SIG. INV. # 01-0712

NEW AERIAL SPLICE ENCLOSURE
 US 17-158 at University Shopping Center/ Hall Ford
 SIG. INV. # 01-0461



DOCUMENT NOT CONSIDERED FINAL
UNLESS ALL SIGNATURES COMPLETED

Color Code			
TIA/EIA	598-B		
BL	(1) Blue	RD	(7) Red
OR	(2) Orange	BK	(8) Black
GR	(3) Green	YL	(9) Yellow
BR	(4) Brown	VI	(10) Violet
SL	(5) Slate	RS	(11) Rose
WH	(6) White	AQ	(12) Aqua

LEGEND

X	= Fusion Splice Individual Fiber
C	= Cap and Seal
	= Express entire buffer tube/fibers through without cutting
	= Splice all fibers in buffer tube color to color

- NOTES**
- Unused fibers left coiled and stored in splice tray.
 - Unused buffer tubes left coiled and stored in splice enclosure.
 - Edge switch configurations are generic. Contractor is responsible for determining/ensuring the proper terminations.

Plans Prepared By:

DRMP, Inc.
 8000 Regency Parkway, Suite 175
 Cary, NC 27519
 NC License No. C-2213 (919) 650-1038

Prepared for the Offices of:

750 N. Greenfield Pkwy., Garner, NC 27529

SCALE: N.T.S.

Elizabeth City Signal System
 Fiber-Optic Splicing Details

Division 1	Pasquotank County	Elizabeth City
PLAN DATE: April 2018	REVIEWED BY: J.E. Beck	
PREPARED BY: AJ Davis	REVIEWED BY: LM Moon	
REVISIONS	INIT.	DATE

SEAL

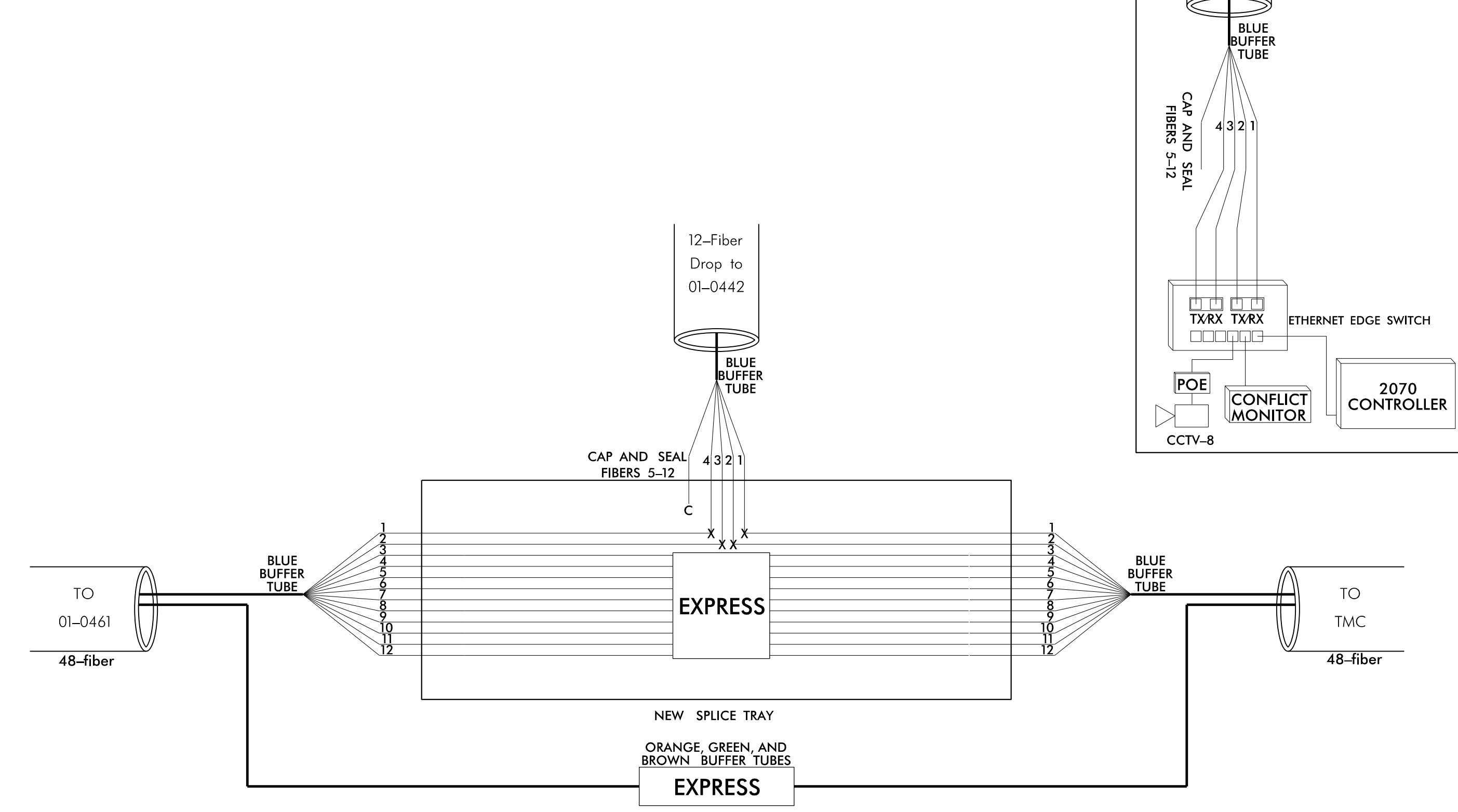
Lisa M. Moon 8/21/2018

CADD File Name:

NEW UNDERGROUND SPLICE ENCLOSURE
 US 17-158 (N. Road St.) at SR 1346
 (Culpepper Ln.)/Fairway Terrace Dr.
 SIG. INV. # 01-0442

CONTROLLER CABINET
 SIG. INV. # 01-0442

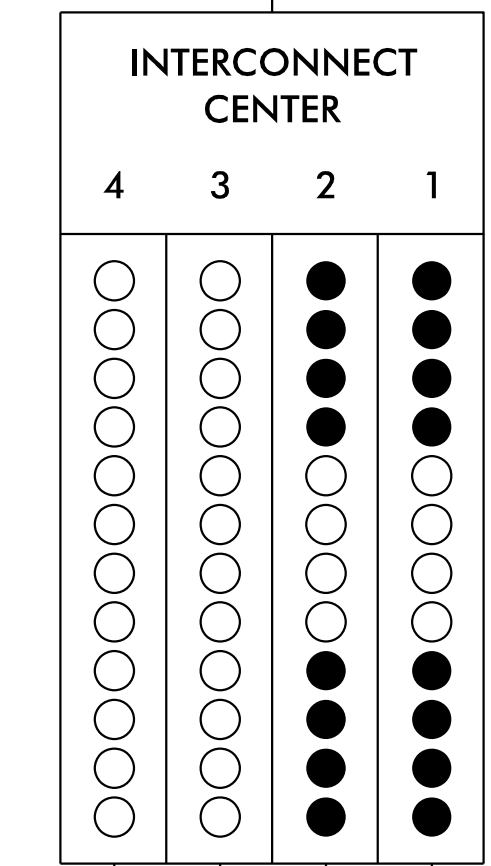
TMC INTERCONNECT CENTER



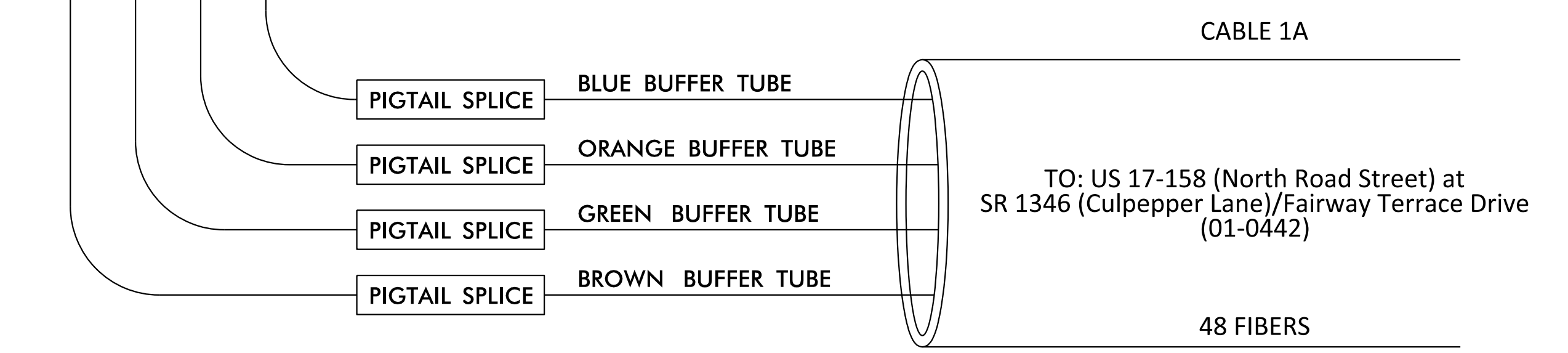
TUBE	STRAND	USAGE
BLUE	1	RING 1 TX
BLUE	2	RING 1 RX
BLUE	3	RING 2 TX
BLUE	4	RING 2 RX
BLUE	5	SPARE TX
BLUE	6	SPARE RX
BLUE	7	SPARE TX
BLUE	8	SPARE RX
BLUE	9	RING 2 RX
BLUE	10	RING 2 TX
BLUE	11	RING 1 RX
BLUE	12	RING 1 TX

TUBE	STRAND	USAGE
ORANGE	1	RING 3 TX
ORANGE	2	RING 3 RX
ORANGE	3	RING 4 TX
ORANGE	4	RING 4 RX
ORANGE	5	SPARE TX
ORANGE	6	SPARE RX
ORANGE	7	SPARE TX
ORANGE	8	SPARE RX
ORANGE	9	RING 4 RX
ORANGE	10	RING 4 TX
ORANGE	11	RING 3 RX
ORANGE	12	RING 3 TX

ETHERNET CORE SWITCH



- 1 BLUE
- 2 ORANGE
- 3 GREEN
- 4 BROWN
- 5 SLATE
- 6 WHITE
- 7 RED
- 8 BLACK
- 9 YELLOW
- 10 VIOLET
- 11 ROSE
- 12 AQUA



DOCUMENT NOT CONSIDERED FINAL UNLESS ALL SIGNATURES COMPLETED

Color Code		LEGEND	
TIA/EIA	598-B		
BL	(1) Blue	RD	(7) Red
OR	(2) Orange	BK	(8) Black
GR	(3) Green	YL	(9) Yellow
BR	(4) Brown	VI	(10) Violet
SL	(5) Slate	RS	(11) Rose
WH	(6) White	AQ	(12) Aqua

X	= Fusion Splice Individual Fiber
C	= Cap and Seal
EXPRESS	= Express entire buffer tube/fibers through without cutting
BUFFER SPLICE	= Splice all fibers in buffer tube color to color

- NOTES**
- Unused fibers left coiled and stored in splice tray.
 - Unused buffer tubes left coiled and stored in splice enclosure.
 - Edge switch configurations are generic. Contractor is responsible for determining/ensuring the proper terminations.

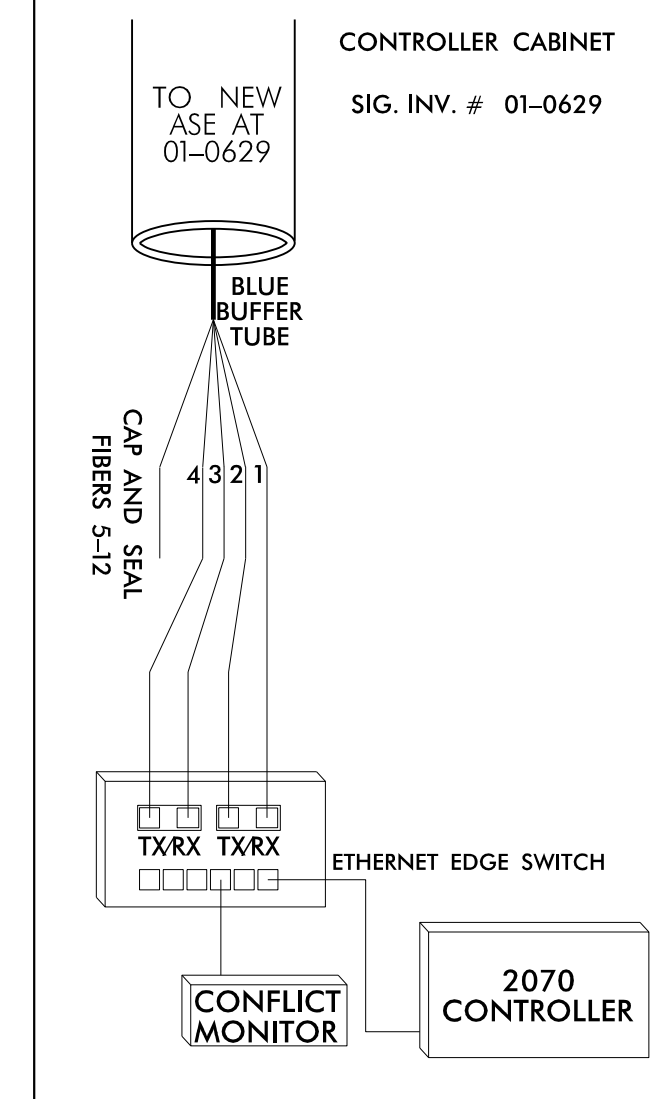
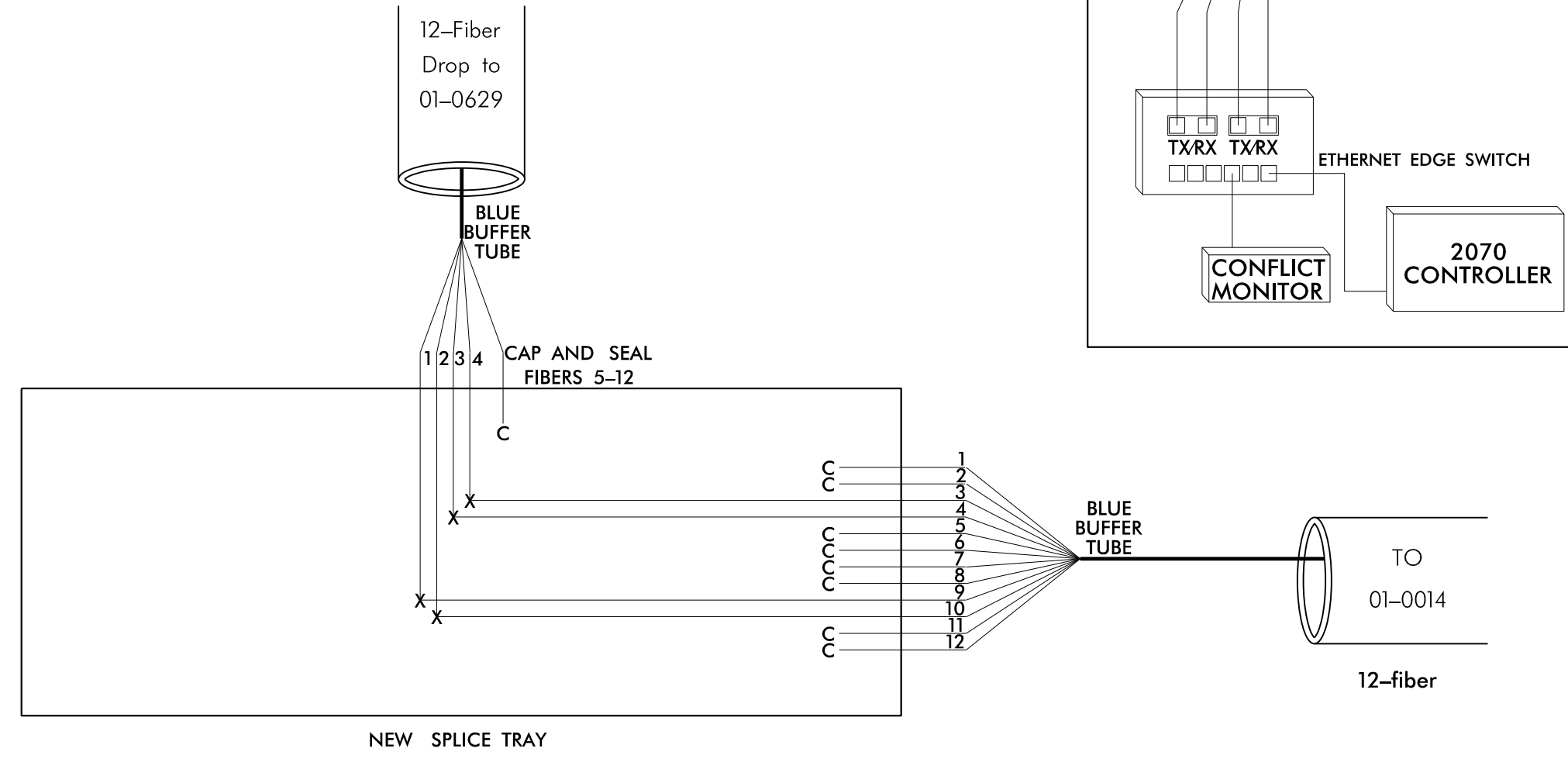
Plans Prepared By:

DRMP, Inc.
 8000 Regency Parkway, Suite 175
 Cary, NC 27519
 NC License No. C-2213 (919) 650-1038

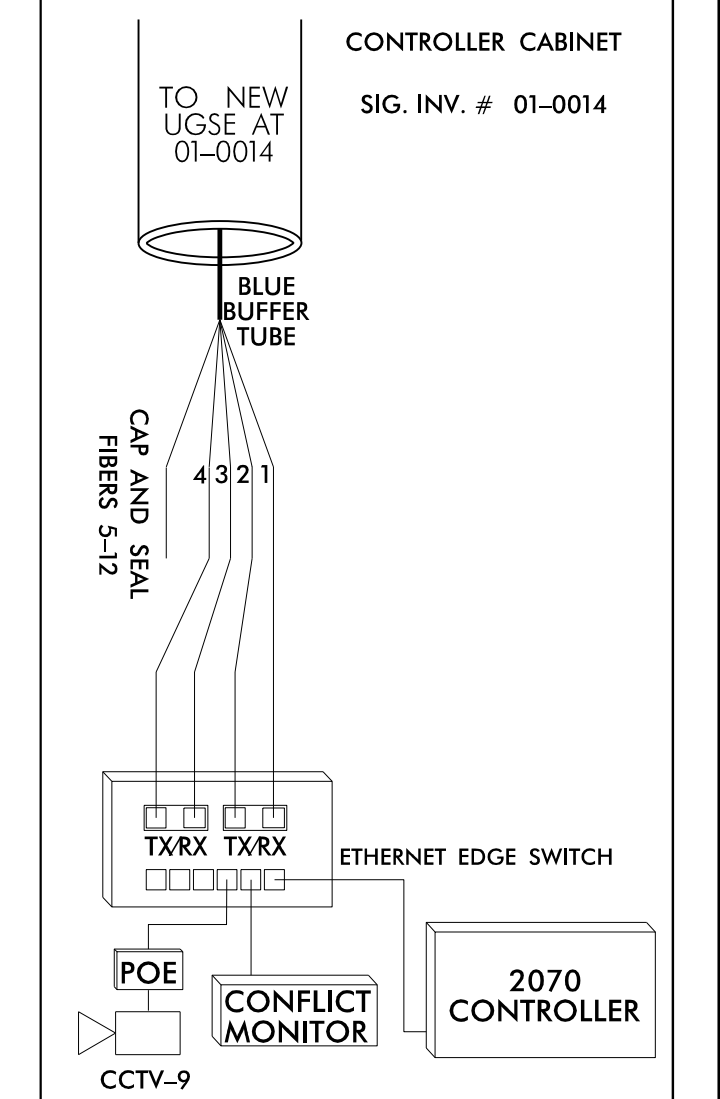
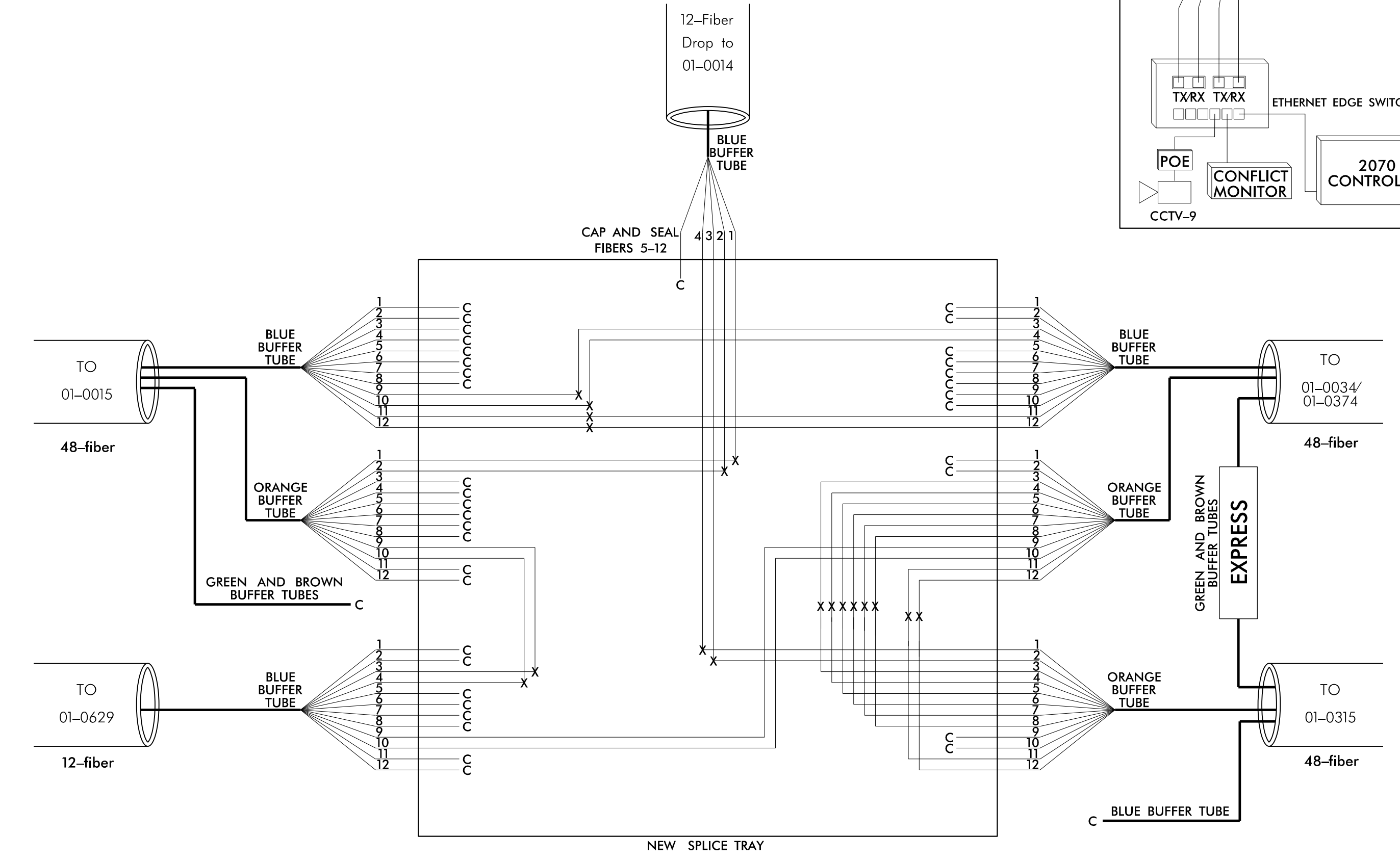
Prepared for the Offices of:		Elizabeth City Signal System Fiber-Optic Splicing Details	
Division 1 Pasquotank County Elizabeth City		SEAL NORTH CAROLINA PROFESSIONAL ENGINEER LISA M. MOON 022516	
PLAN DATE: April 2018	REVIEWED BY: JE Beck	PREPARED BY: AJ Davis	REVIEWED BY: LM Moon
SCALE: N.T.S.	REVISIONS	INIT.	DATE

DocuSigned by: Lisa M. Moon 8/21/2018
 48688880800421
 CADD File name:

NEW AERIAL SPLICE ENCLOSURE
 US 17 Bus. (Ehringhaus St.) at Port Elizabeth Centre
 SIG. INV. # 01-0629



NEW UNDERGROUND SPLICE ENCLOSURE
 US 17 Bus. (Ehringhaus St.) at NC 344 Halstead Blvd/Weeksville Rd
 SIG. INV. # 01-0014




DOCUMENT NOT CONSIDERED FINAL UNLESS ALL SIGNATURES COMPLETED

Color Code		TIA/EIA 598-B	
BL	(1) Blue	RD	(7) Red
OR	(2) Orange	BK	(8) Black
GR	(3) Green	YL	(9) Yellow
BR	(4) Brown	VI	(10) Violet
SL	(5) Slate	RS	(11) Rose
WH	(6) White	AQ	(12) Aqua

LEGEND

X	= Fusion Splice Individual Fiber
C	= Cap and Seal
EXPRESS	= Express entire buffer tube/fibers through without cutting
BUFFER SPLICE	= Splice all fibers in buffer tube color to color

- NOTES**
- Unused fibers left coiled and stored in splice tray.
 - Unused buffer tubes left coiled and stored in splice enclosure.
 - Edge switch configurations are generic. Contractor is responsible for determining/ensuring the proper terminations.




Elizabeth City Signal System Fiber-Optic Splicing Details

Division 1 Pasquotank County Elizabeth City

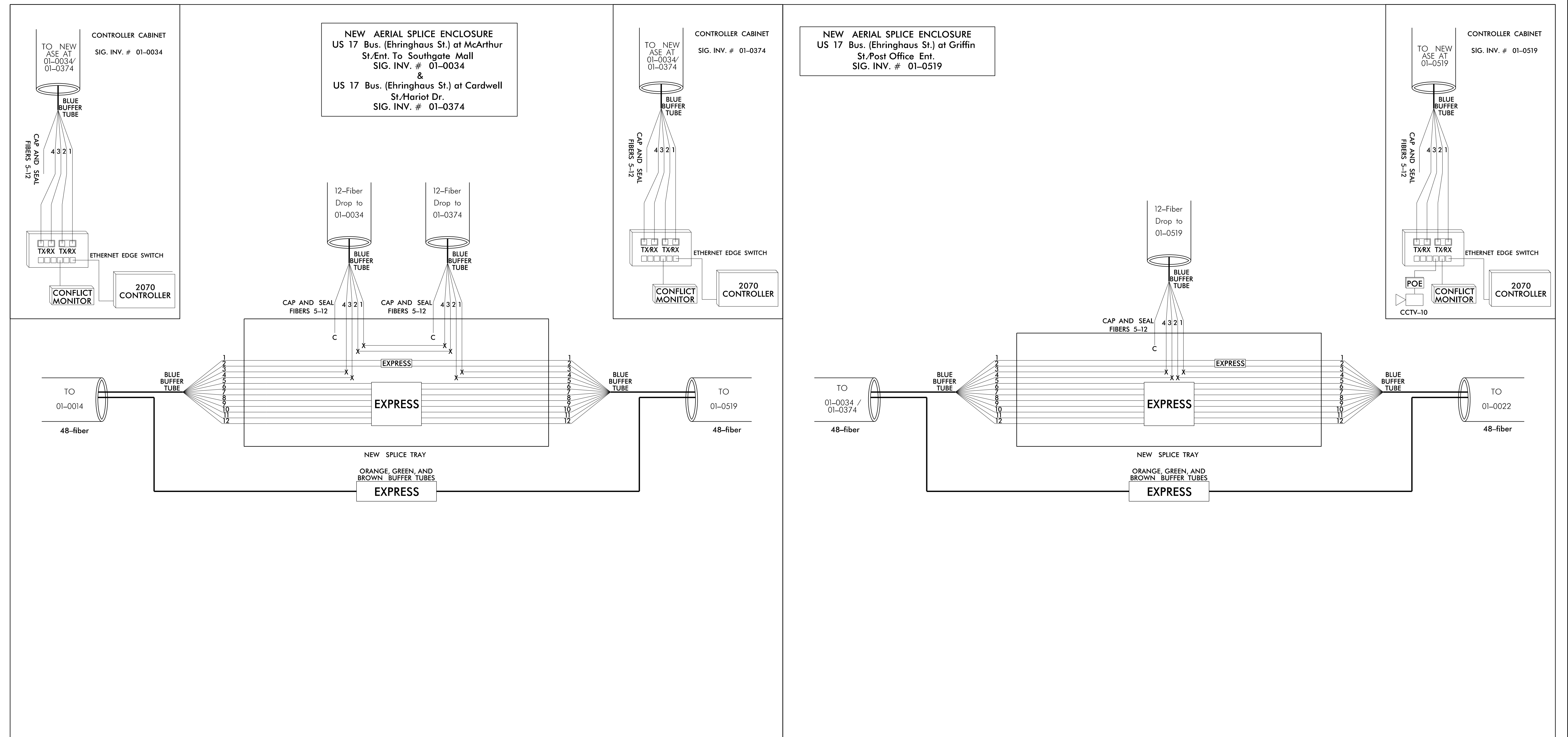
PLAN DATE: April 2018	REVIEWED BY: JE Beck
PREPARED BY: AJ Davis	REVIEWED BY: LM Moon

SCALE: N.T.S.

REVISIONS	INIT.	DATE



DocuSigned by: Lisa M. Moon 8/21/2018
 CADD File name:



**DOCUMENT NOT CONSIDERED FINAL
UNLESS ALL SIGNATURES COMPLETED**

Color Code TIA/EIA 598-B		LEGEND	
BL (1) Blue	RD (7) Red	X	= Fusion Splice Individual Fiber
OR (2) Orange	BK (8) Black	C	= Cap and Seal
GR (3) Green	YL (9) Yellow	EXPRESS	= Express entire buffer tube/fibers through without cutting
BR (4) Brown	VI (10) Violet	BUFFER SPLICE	= Splice all fibers in buffer tube color to color
SL (5) Slate	RS (11) Rose		
WH (6) White	AQ (12) Aqua		

- NOTES**
- Unused fibers left coiled and stored in splice tray.
 - Unused buffer tubes left coiled and stored in splice enclosure.
 - Edge switch configurations are generic. Contractor is responsible for determining/ensuring the proper terminations.



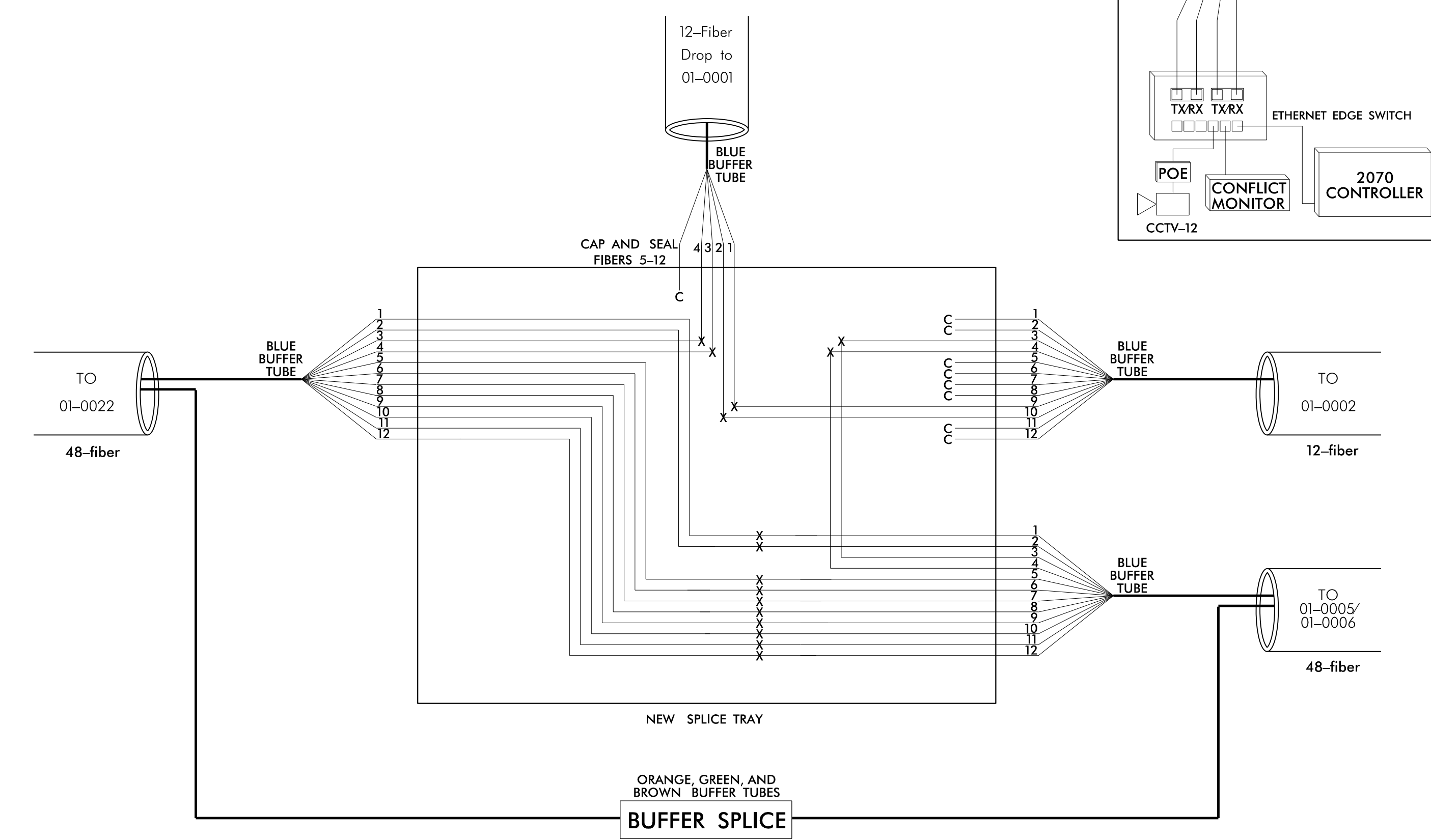
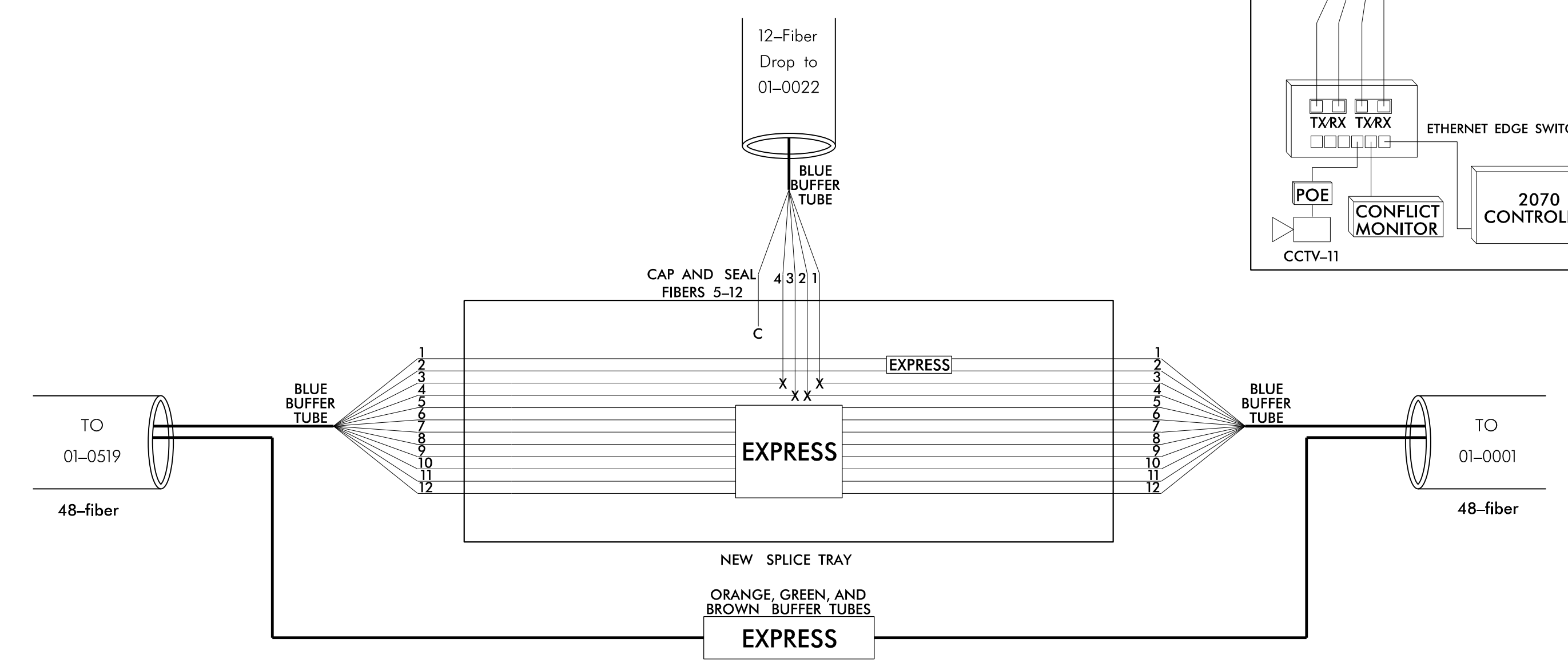
<p>750 N. Greenfield Pkwy., Garner, NC 27529</p>	<p>Elizabeth City Signal System Fiber-Optic Splicing Details</p>							
	<p>Division 1 Pasquotank County Elizabeth City</p>							
	<p>PLAN DATE: April 2018</p>	<p>REVIEWED BY: J.E. Beck</p>						
	<p>PREPARED BY: AJ Davis</p>	<p>REVIEWED BY: LM Moon</p>						
<p>SCALE N.T.S.</p>	<table border="1"> <thead> <tr> <th>REVISIONS</th> <th>INIT.</th> <th>DATE</th> </tr> </thead> <tbody> <tr> <td> </td> <td> </td> <td> </td> </tr> </tbody> </table>	REVISIONS	INIT.	DATE				<p>DocuSigned by: Lisa M. Moon 8/21/2018</p>
REVISIONS	INIT.	DATE						

NEW AERIAL SPLICE ENCLOSURE
 US 17 Bus. (Ehringhaus St.) at Selden St.
 SIG. INV. # 01-0022

CONTROLLER CABINET
 SIG. INV. # 01-0022

NEW UNDERGROUND SPLICE ENCLOSURE
 US 17 Bus./Old NC 34 (Ehringhaus St.) at
 US 17 Bus./Old NC 34 (S. Road St.)
 SIG. INV. # 01-0001

CONTROLLER CABINET
 SIG. INV. # 01-0001




**DOCUMENT NOT CONSIDERED FINAL
 UNLESS ALL SIGNATURES COMPLETED**

Color Code		TIA/EIA 598-B	
BL	(1) Blue	RD	(7) Red
OR	(2) Orange	BK	(8) Black
GR	(3) Green	YL	(9) Yellow
BR	(4) Brown	VI	(10) Violet
SL	(5) Slate	RS	(11) Rose
WH	(6) White	AQ	(12) Aqua

X	= Fusion Splice Individual Fiber
C	= Cap and Seal
EXPRESS	= Express entire buffer tube/fibers through without cutting
BUFFER SPLICE	= Splice all fibers in buffer tube color to color

- LEGEND**
- NOTES**
- Unused fibers left coiled and stored in splice tray.
 - Unused buffer tubes left coiled and stored in splice enclosure.
 - Edge switch configurations are generic. Contractor is responsible for determining/ensuring the proper terminations.



Elizabeth City Signal System
 Fiber-Optic Splicing Details

Division 1 Pasquotank County Elizabeth City

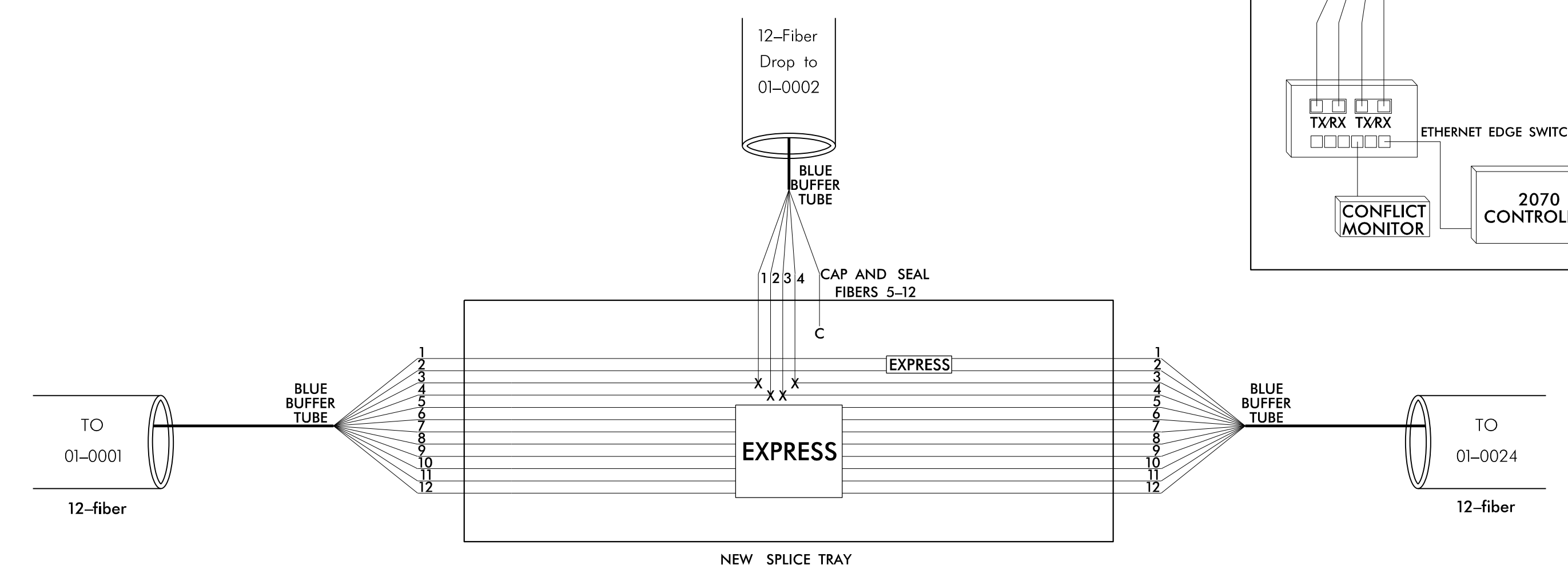
PLAN DATE: April 2018	REVIEWED BY: J.E. Beck
PREPARED BY: AJ Davis	REVIEWED BY: LM Moon

REVISIONS	INIT.	DATE

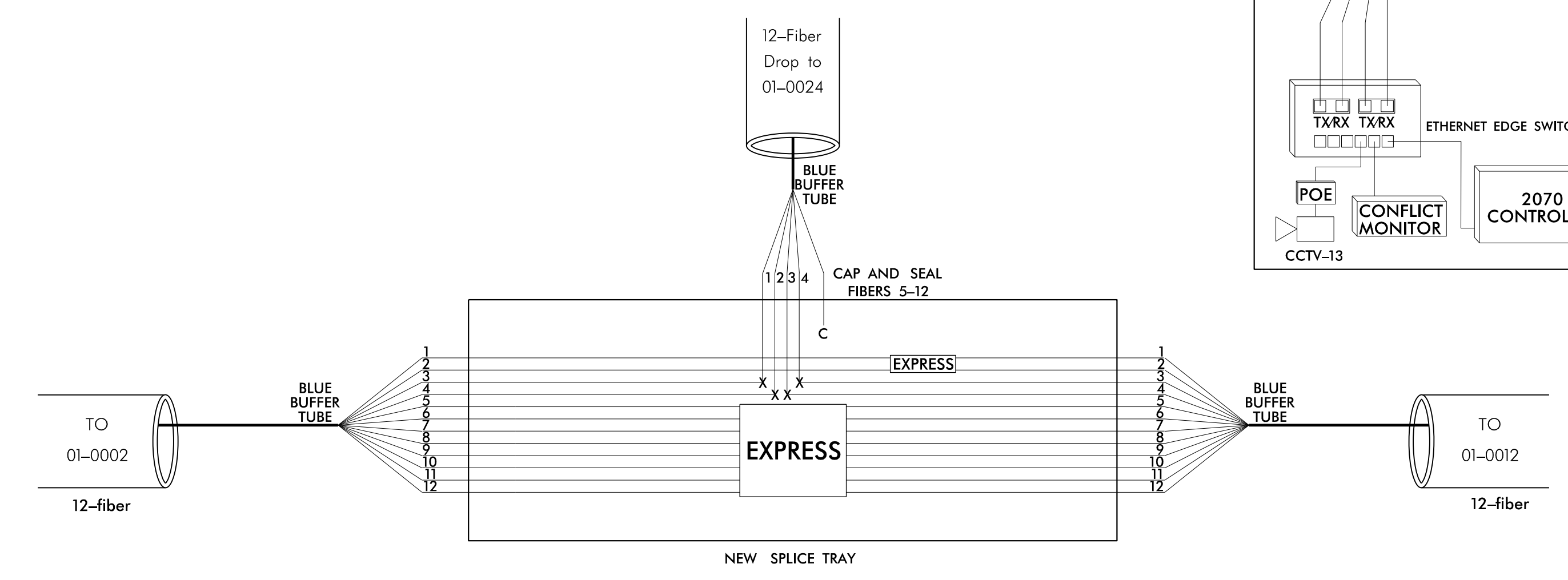
SCALE: N.T.S.

DocuSigned by:
 Lisa M. Moon
 8/21/2018

NEW AERIAL SPLICE ENCLOSURE
 Old NC 34 (Ehringhaus St.) at S.
 McMorrine St.
 SIG. INV. # 01-0002



NEW UNDERGROUND SPLICE ENCLOSURE
 Old NC 34 (Water St.) SR 1164 (Southern Ave.) at Old NC 34 (Ehringhaus St.)
 SIG. INV. # 01-0024



**DOCUMENT NOT CONSIDERED FINAL
 UNLESS ALL SIGNATURES COMPLETED**

Color Code	
TIA/EIA	598-B
BL (1) Blue	RD (7) Red
OR (2) Orange	BK (8) Black
GR (3) Green	YL (9) Yellow
BR (4) Brown	VI (10) Violet
SL (5) Slate	RS (11) Rose
WH (6) White	AQ (12) Aqua

LEGEND

X	= Fusion Splice Individual Fiber
C	= Cap and Seal
EXPRESS	= Express entire buffer tube/fibers through without cutting
BUFFER SPLICE	= Splice all fibers in buffer tube color to color

- NOTES**
- Unused fibers left coiled and stored in splice tray.
 - Unused buffer tubes left coiled and stored in splice enclosure.
 - Edge switch configurations are generic. Contractor is responsible for determining/ensuring the proper terminations.

Plans Prepared By:

DRMP
 8000 Regency Parkway, Suite 175
 Cary, NC 27518
 NC License No. C-2213 (919) 650-1038

Prepared for the Offices of:

750 N. Greenfield Pkwy., Garner, NC 27529

SCALE: N.T.S.

Elizabeth City Signal System
 Fiber-Optic Splicing Details

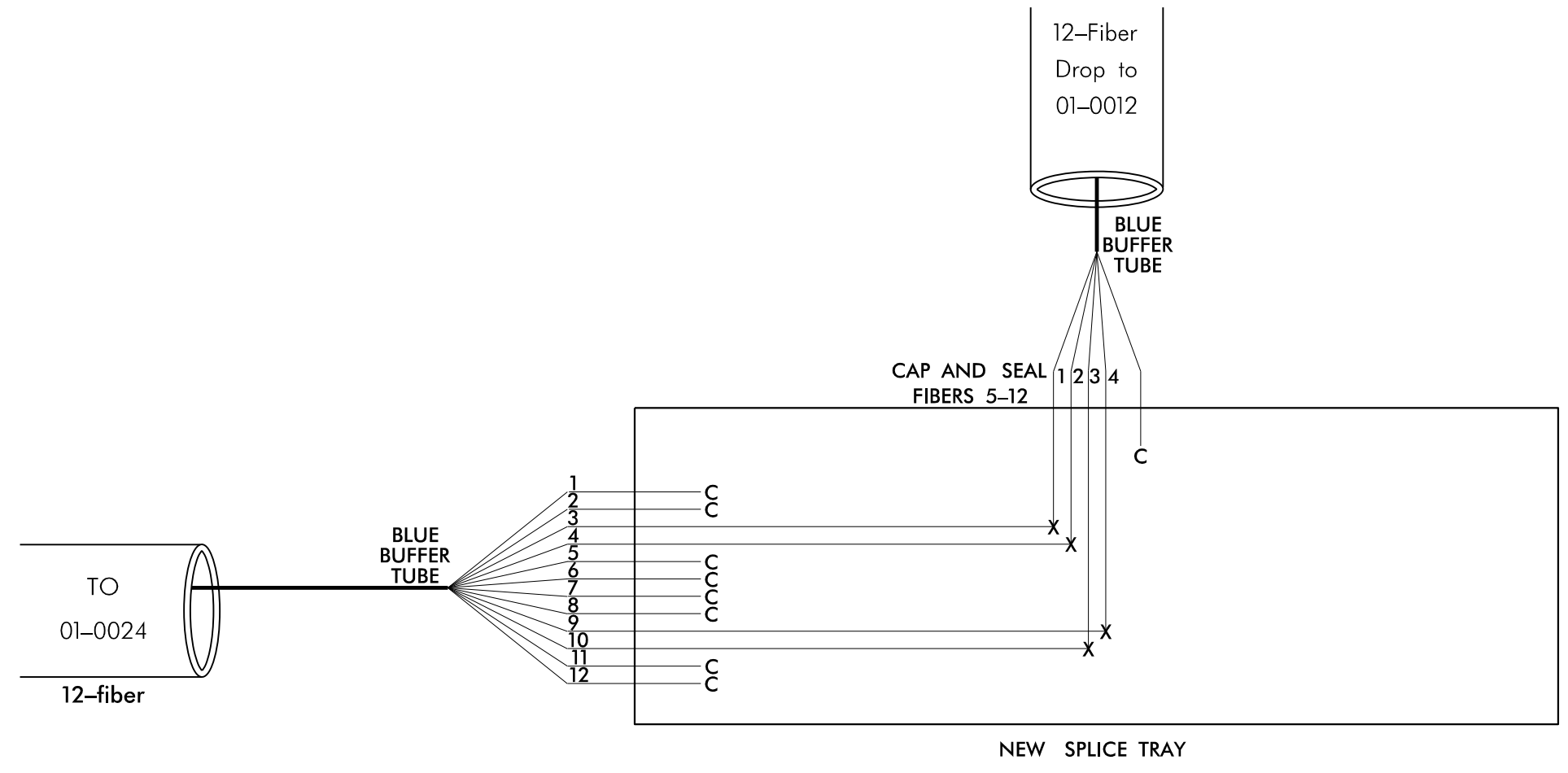
Division 1	Pasquotank County	Elizabeth City
PLAN DATE: April 2018	REVIEWED BY: J.E. Beck	
PREPARED BY: AJ Davis	REVIEWED BY: LM Moon	
REVISIONS	INIT.	DATE

SEAL

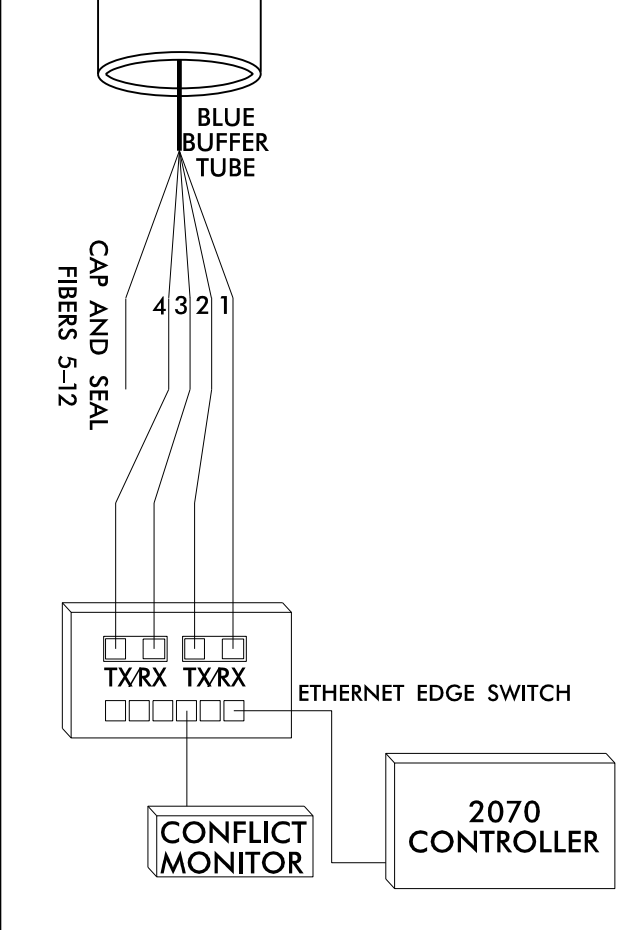
Lisa M. Moon
 8/21/2018

CADD File name:

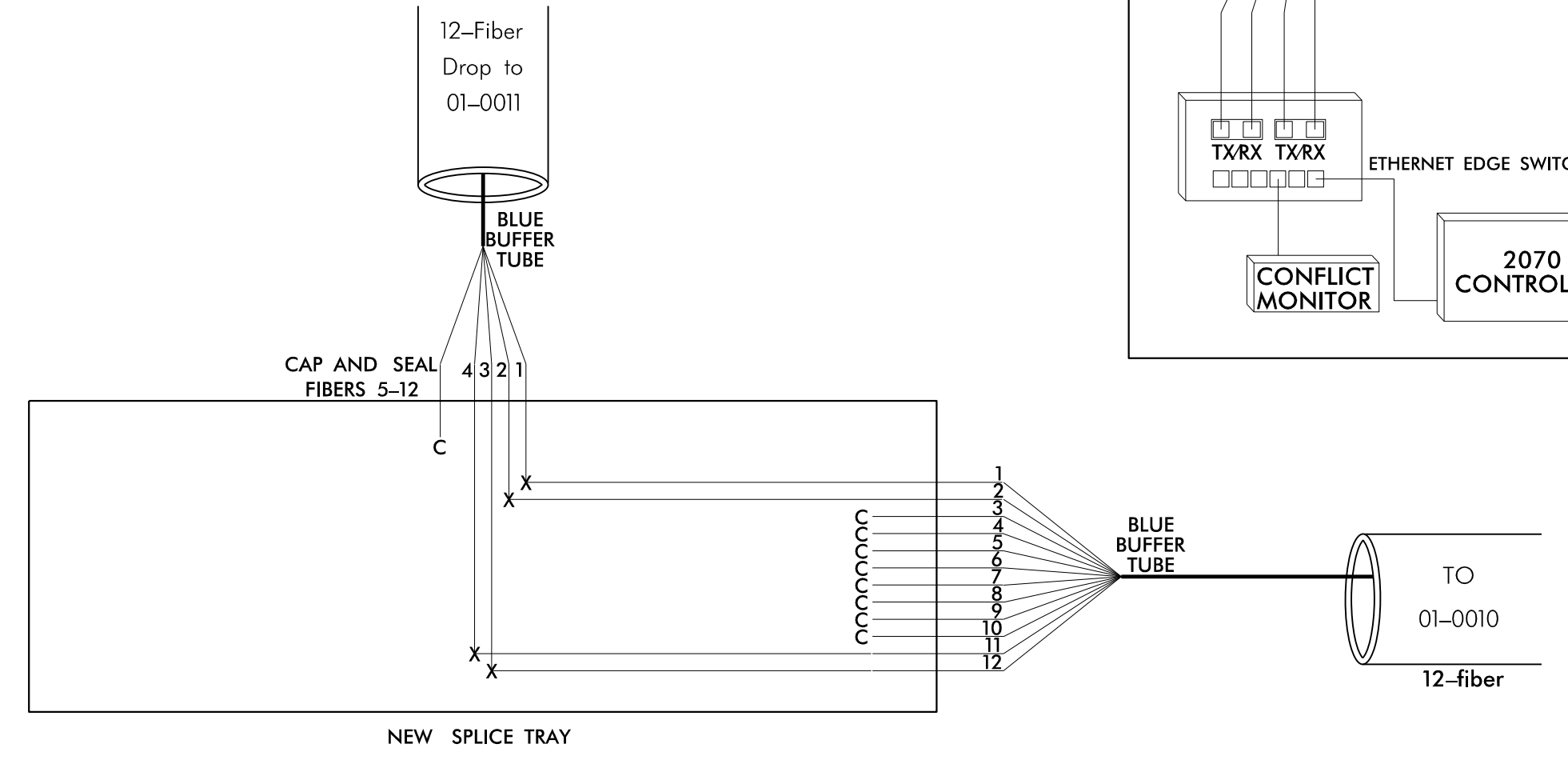
NEW AERIAL SPLICE ENCLOSURE
 Shepard St./Riverside Ave. at Southern Ave./Water St.
 SIG. INV. # 01-0012



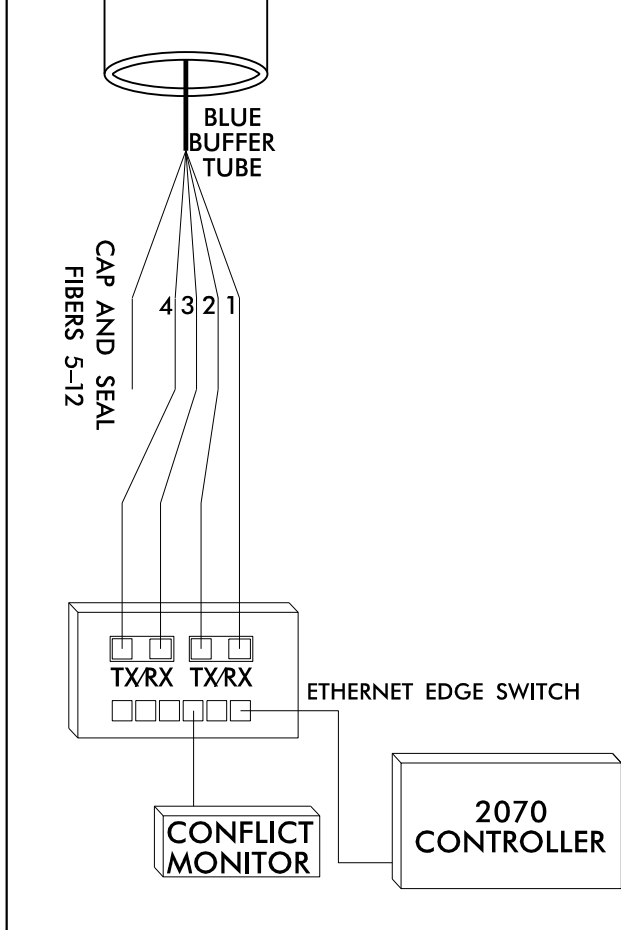
CONTROLLER CABINET
 SIG. INV. # 01-0012



NEW AERIAL SPLICE ENCLOSURE
 NC 34 (Water St. at Main St.)
 SIG. INV. # 01-0011



CONTROLLER CABINET
 SIG. INV. # 01-0011



DOCUMENT NOT CONSIDERED FINAL UNLESS ALL SIGNATURES COMPLETED

Color Code	
TIA/EIA	598-B
BL (1) Blue	RD (7) Red
OR (2) Orange	BK (8) Black
GR (3) Green	YL (9) Yellow
BR (4) Brown	VI (10) Violet
SL (5) Slate	RS (11) Rose
WH (6) White	AQ (12) Aqua

LEGEND

X	= Fusion Splice Individual Fiber
C	= Cap and Seal
EXPRESS	= Express entire buffer tube/fibers through without cutting
BUFFER SPLICE	= Splice all fibers in buffer tube color to color

- NOTES**
- Unused fibers left coiled and stored in splice tray.
 - Unused buffer tubes left coiled and stored in splice enclosure.
 - Edge switch configurations are generic. Contractor is responsible for determining/ensuring the proper terminations.

Plans Prepared By:

DRMP, Inc.
 8000 Regency Parkway, Suite 175
 Cary, NC 27519
 NC License No. C-2213 (919) 650-1038

Prepared for the Offices of:

750 N. Greenfield Pkwy., Garner, NC 27529

SCALE: N.T.S.

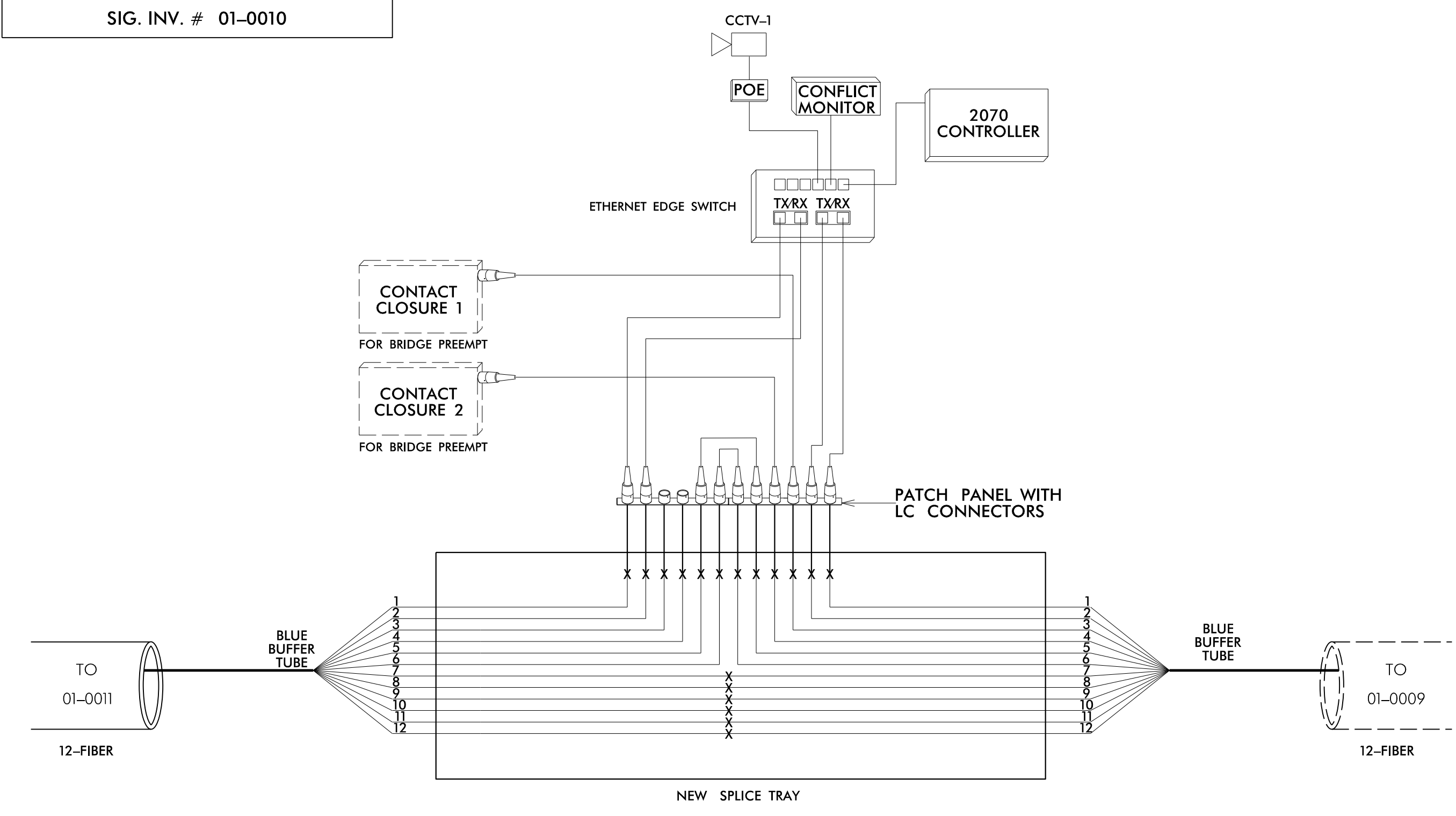
Elizabeth City Signal System Fiber-Optic Splicing Details

Division 1	Pasquotank County	Elizabeth City
PLAN DATE: April 2018	REVIEWED BY: J.E Beck	
PREPARED BY: AJ Davis	REVIEWED BY: LM Moon	
REVISIONS	INIT.	DATE

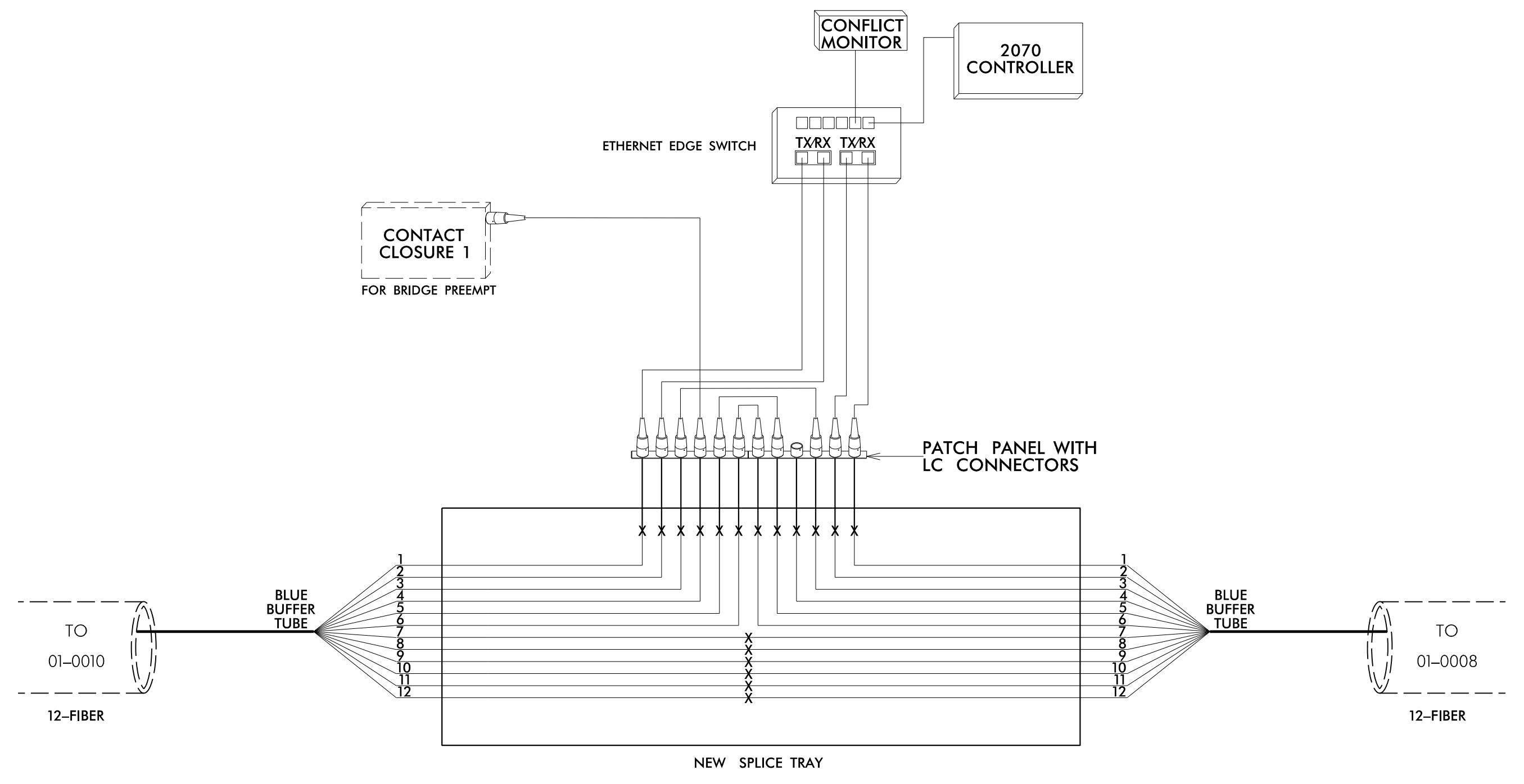
SEAL

DocuSigned by:
 Lisa M. Moon
 8/21/2018

INTERCONNECT CENTER IN
CONTROLLER CABINET
US 158 (Elizabeth St.) at Water St.
SIG. INV. # 01-0010



INTERCONNECT CENTER IN
CONTROLLER CABINET
US 158 (Elizabeth St.) at Poindexter St.
SIG. INV. # 01-0009




**DOCUMENT NOT CONSIDERED FINAL
UNLESS ALL SIGNATURES COMPLETED**

Color Code		TIA/EIA 598-B	
BL (1) Blue	RD (7) Red		
OR (2) Orange	BK (8) Black		
GR (3) Green	YL (9) Yellow		
BR (4) Brown	VI (10) Violet		
SL (5) Slate	RS (11) Rose		
WH (6) White	AQ (12) Aqua		

X	=	Fusion Splice Individual Fiber
C	=	Cap and Seal
EXPRESS	=	Express entire buffer tube/fibers through without cutting
BUFFER SPLICE	=	Splice all fibers in buffer tube color to color

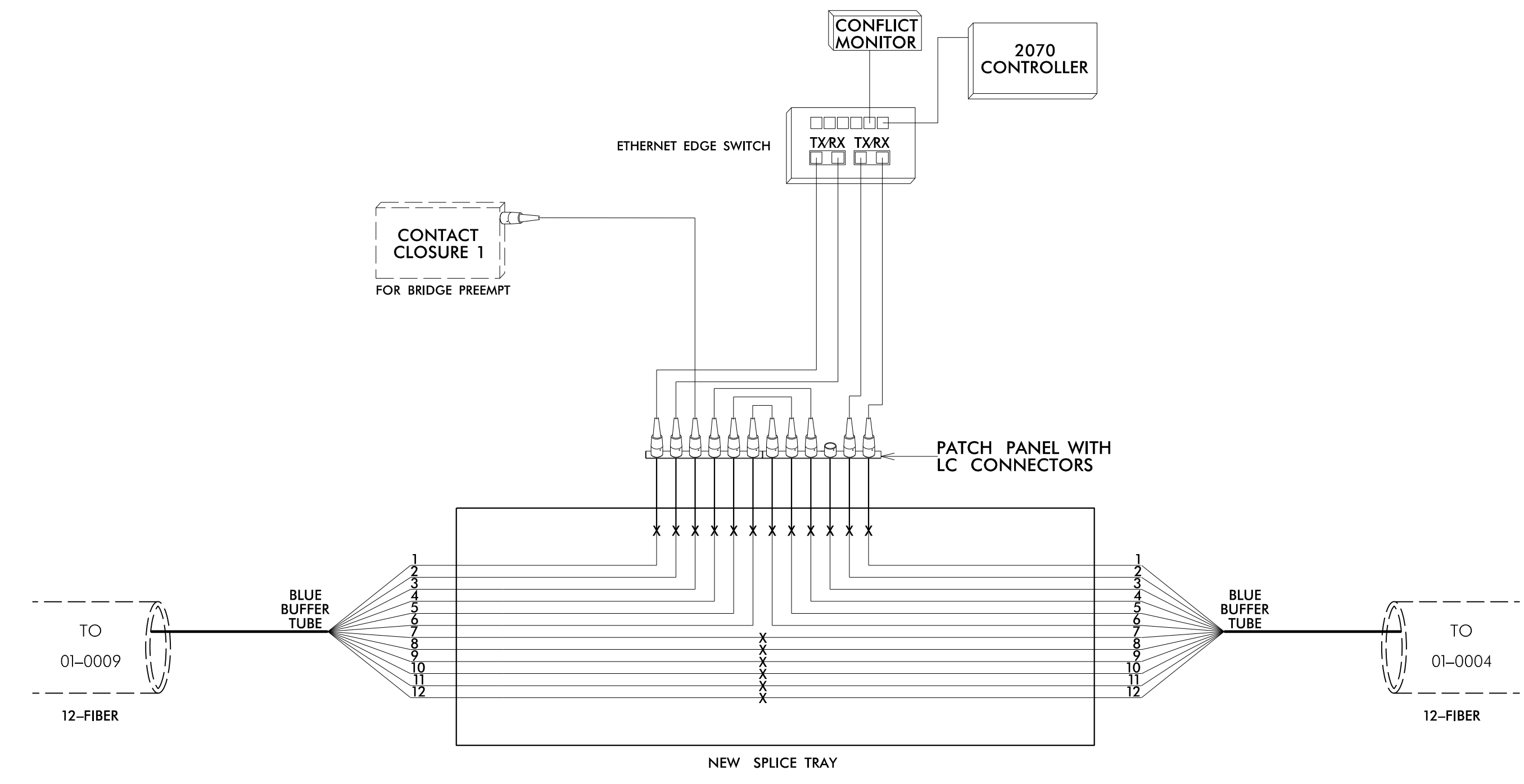
- NOTES**
- Unused fibers left coiled and stored in splice tray.
 - Unused buffer tubes left coiled and stored in splice enclosure.
 - Edge switch configurations are generic. Contractor is responsible for determining/ensuring the proper terminations.



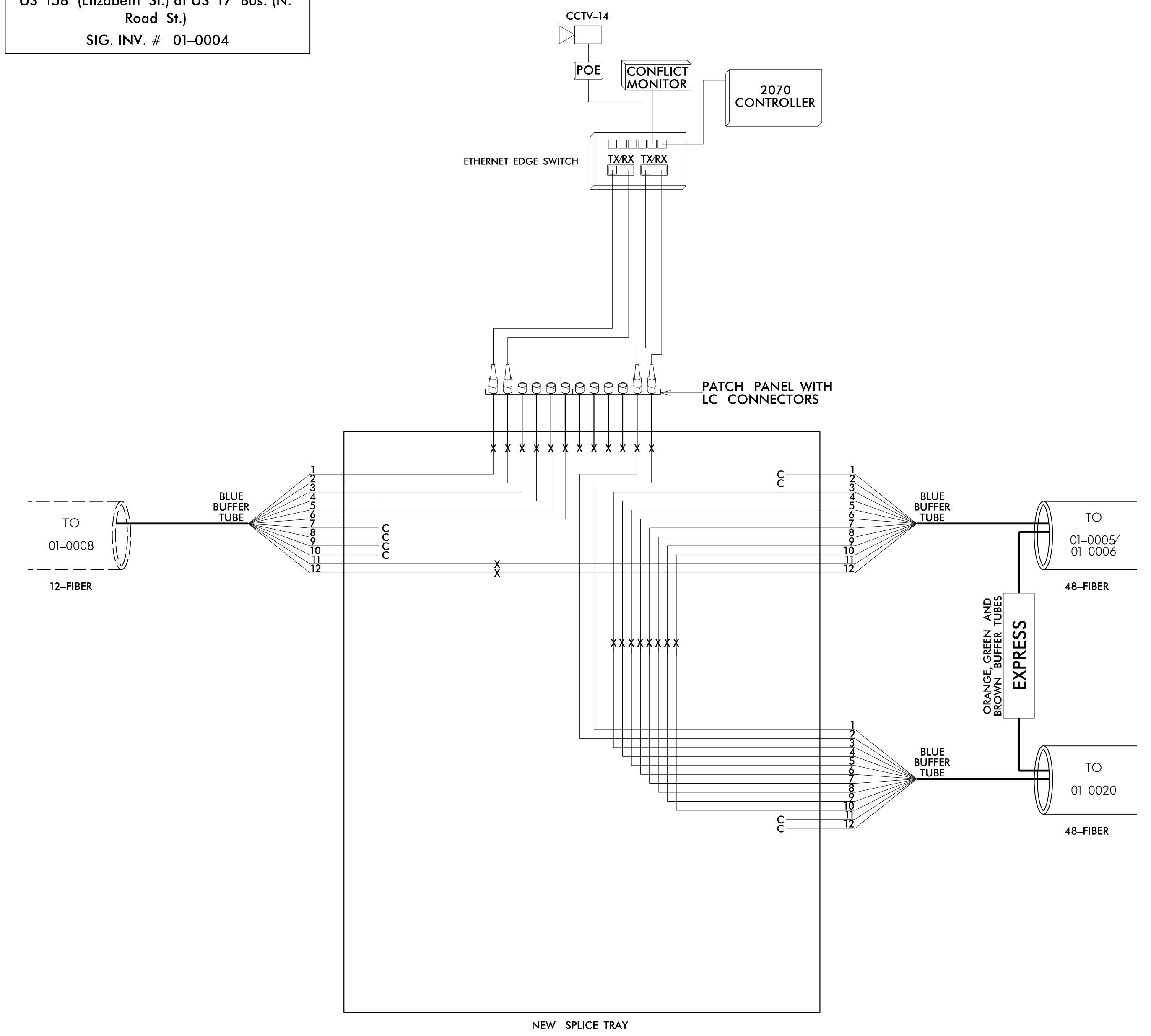
Elizabeth City Signal System Fiber-Optic Splicing Details	
Division 1	Pasquotank County Elizabeth City
PLAN DATE: April 2018	REVIEWED BY: JE Beck
PREPARED BY: AJ Davis	REVIEWED BY: LM Moon
SCALE	N.T.S.
REVISIONS	INIT. DATE



INTERCONNECT CENTER IN
CONTROLLER CABINET
US 158 (Elizabeth St.) at Martin St.
SIG. INV. # 01-0008



INTERCONNECT CENTER IN
CONTROLLER CABINET
US 158 (Elizabeth St.) at US 17 Bus. (N. Road St.)
SIG. INV. # 01-0004



**DOCUMENT NOT CONSIDERED FINAL
UNLESS ALL SIGNATURES COMPLETED**

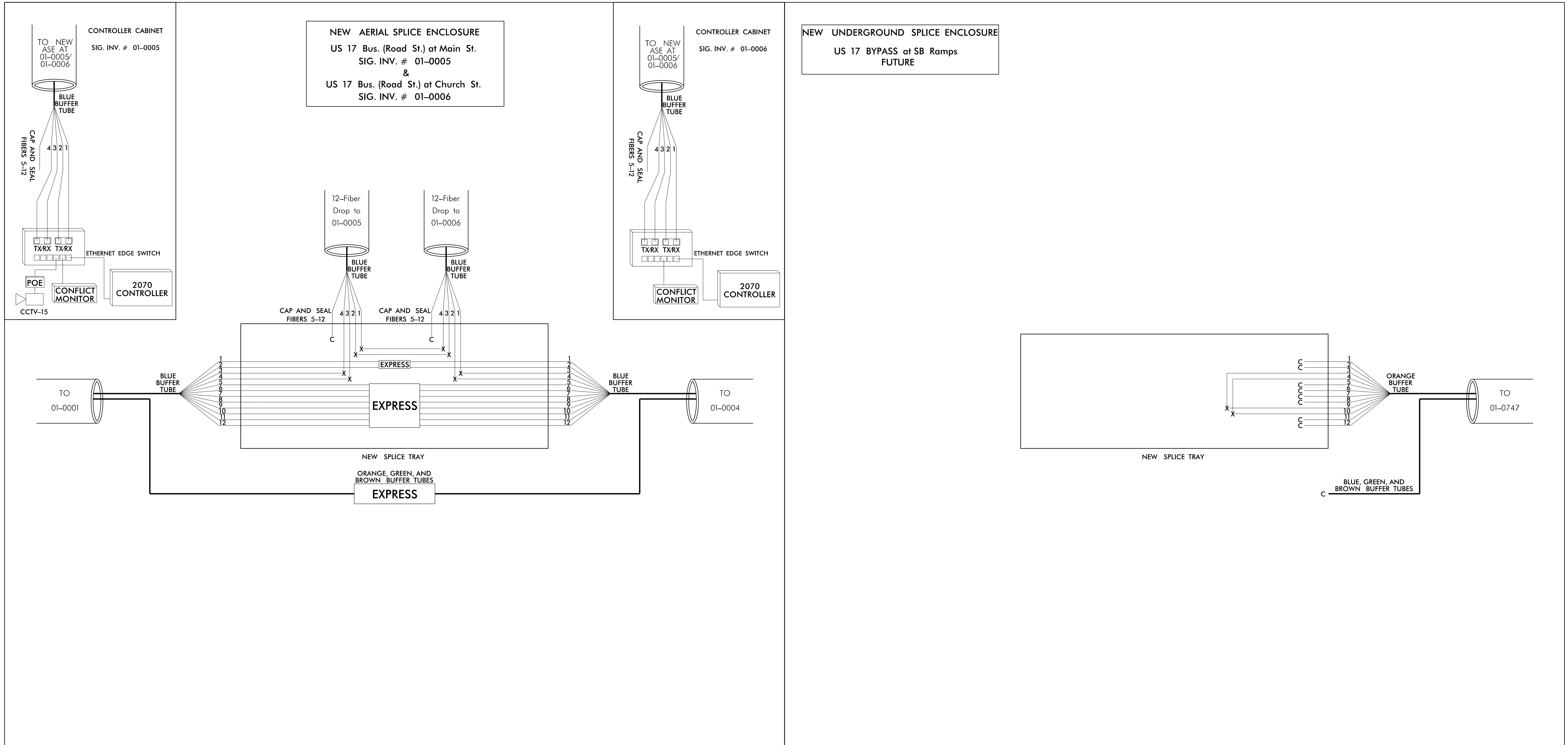
Color Code		TIA/EIA 598-B	
BL	(1) Blue	RD	(7) Red
OR	(2) Orange	BK	(8) Black
GR	(3) Green	YL	(9) Yellow
BR	(4) Brown	VI	(10) Violet
SL	(5) Slate	RS	(11) Rose
WH	(6) White	AQ	(12) Aqua

LEGEND	
X	= Fusion Splice Individual Fiber
C	= Cap and Seal
EXPRESS	= Express entire buffer tube/fibers through without cutting
BUFFER SPLICE	= Splice all fibers in buffer tube color to color

- NOTES**
- Unused fibers left coiled and stored in splice tray.
 - Unused buffer tubes left coiled and stored in splice enclosure.
 - Edge switch configurations are generic. Contractor is responsible for determining/ensuring the proper terminations.



	Elizabeth City Signal System Fiber-Optic Splicing Details		
	Division 1 Pasquotank County Elizabeth City		
	PLAN DATE: April 2018	REVIEWED BY: JE Beck	
	PREPARED BY: AJ Davis	REVIEWED BY: LM Moon	
SCALE N.T.S.	REVISIONS	INIT. DATE	DocuSigned by: Lisa M. Moon 9/20/2018




**DOCUMENT NOT CONSIDERED FINAL
UNLESS ALL SIGNATURES COMPLETED**


Color Code		LEGEND	
TIA/EIA	598-B		
BL	(1) Blue	RD	(7) Red
OR	(2) Orange	BK	(8) Black
GR	(3) Green	YL	(9) Yellow
BR	(4) Brown	VI	(10) Violet
SL	(5) Slate	RS	(11) Rose
WH	(6) White	AQ	(12) Aqua

X	= Fusion Splice Individual Fiber
C	= Cap and Seal
EXPRESS	= Express entire buffer tube/fibers through without cutting
BUFFER SPLICE	= Splice all fibers in buffer tube color to color

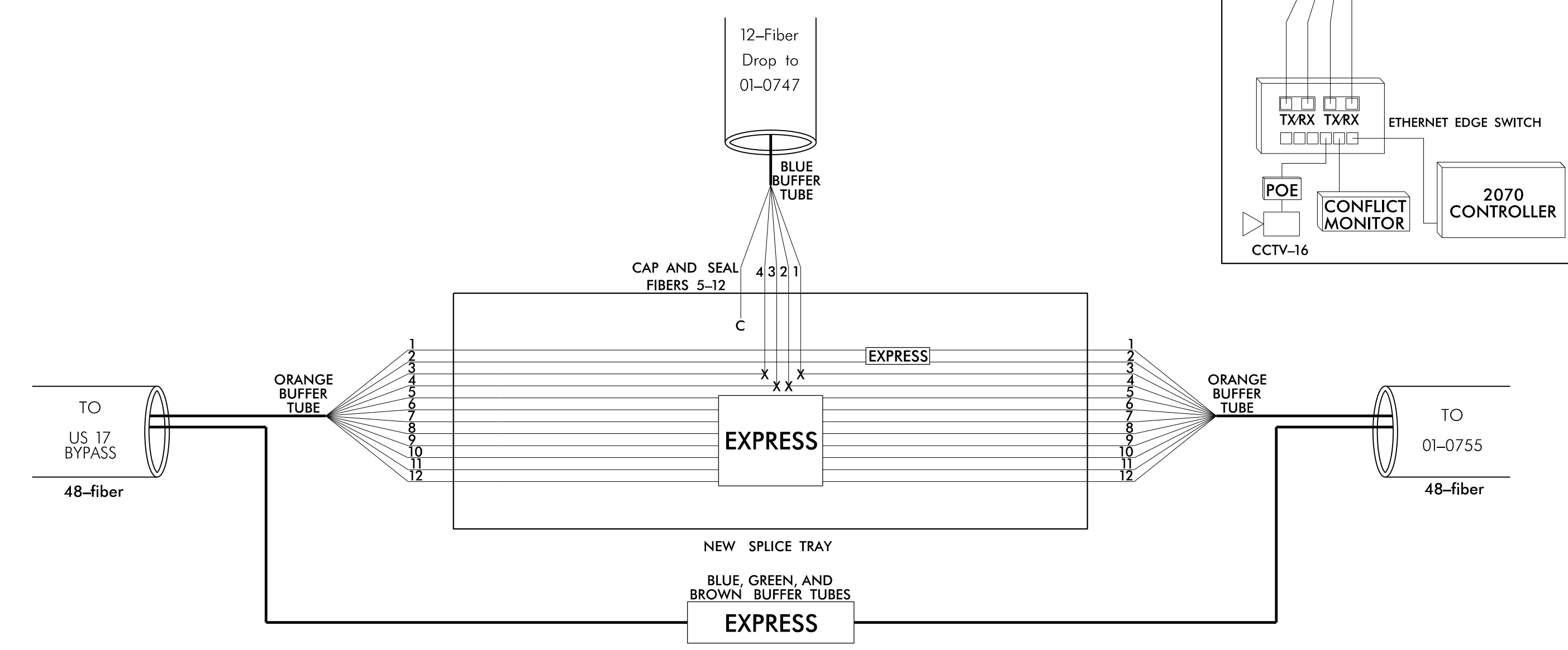
- NOTES**
- Unused fibers left coiled and stored in splice tray.
 - Unused buffer tubes left coiled and stored in splice enclosure.
 - Edge switch configurations are generic. Contractor is responsible for determining/ensuring the proper terminations.



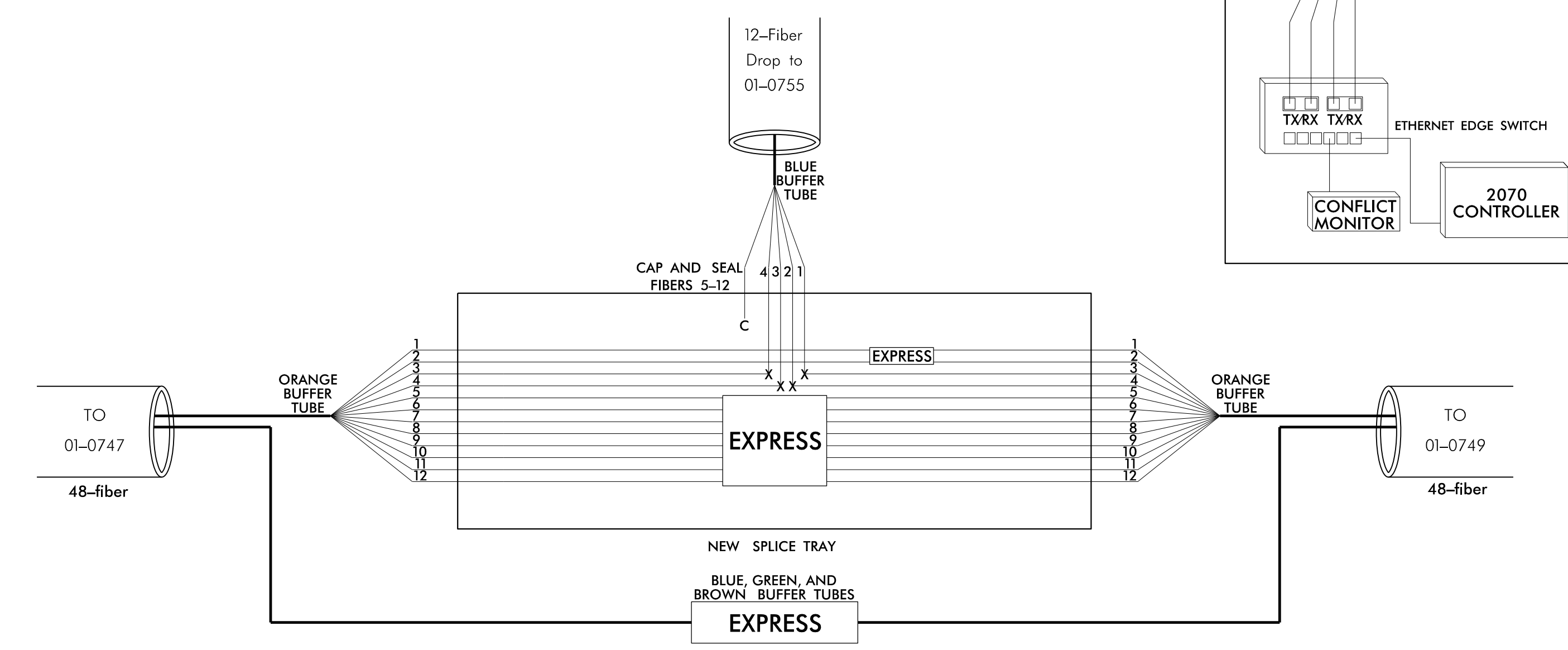
Elizabeth City Signal System Fiber-Optic Splicing Details	
Division 1	Pasquotank County Elizabeth City
PLAN DATE: April 2018	REVIEWED BY: JE Beck
PREPARED BY: AJ Davis	REVIEWED BY: LM Moon
REVISIONS	INIT. DATE



NEW UNDERGROUND SPLICE ENCLOSURE
 NC 334 (Halstead Blvd.) at Wal-mart
 Ent./Tanglewood Parkway South
 SIG. INV. # 01-0747



NEW UNDERGROUND SPLICE ENCLOSURE
 NC 344 (Halstead Exd.) at Mt. Everest
 WayMt. Everest Dr.
 SIG. INV. # 01-0755



DOCUMENT NOT CONSIDERED FINAL
UNLESS ALL SIGNATURES COMPLETED

Color Code		TIA/EIA 598-B	
BL	(1) Blue	RD	(7) Red
OR	(2) Orange	BK	(8) Black
GR	(3) Green	YL	(9) Yellow
BR	(4) Brown	VI	(10) Violet
SL	(5) Slate	RS	(11) Rose
WH	(6) White	AQ	(12) Aqua

LEGEND

X	= Fusion Splice Individual Fiber
C	= Cap and Seal
	= Express entire buffer tube/fibers through without cutting
	= Splice all fibers in buffer tube color to color

- NOTES**
- Unused fibers left coiled and stored in splice tray.
 - Unused buffer tubes left coiled and stored in splice enclosure.
 - Edge switch configurations are generic. Contractor is responsible for determining/ensuring the proper terminations.

Plans Prepared By:

DRMP, Inc.
 8000 Regency Parkway, Suite 175
 Cary, NC 27518
 NC License No. C-2213 (919) 650-1038

Prepared for the Offices of:

750 N. Greenfield Pkwy., Garner, NC 27529

SCALE: N.T.S.

Elizabeth City Signal System
 Fiber-Optic Splicing Details

Division 1 Pasquotank County Elizabeth City

PLAN DATE: April 2018	REVIEWED BY: J.E. Beck
PREPARED BY: AJ Davis	REVIEWED BY: LM Moon

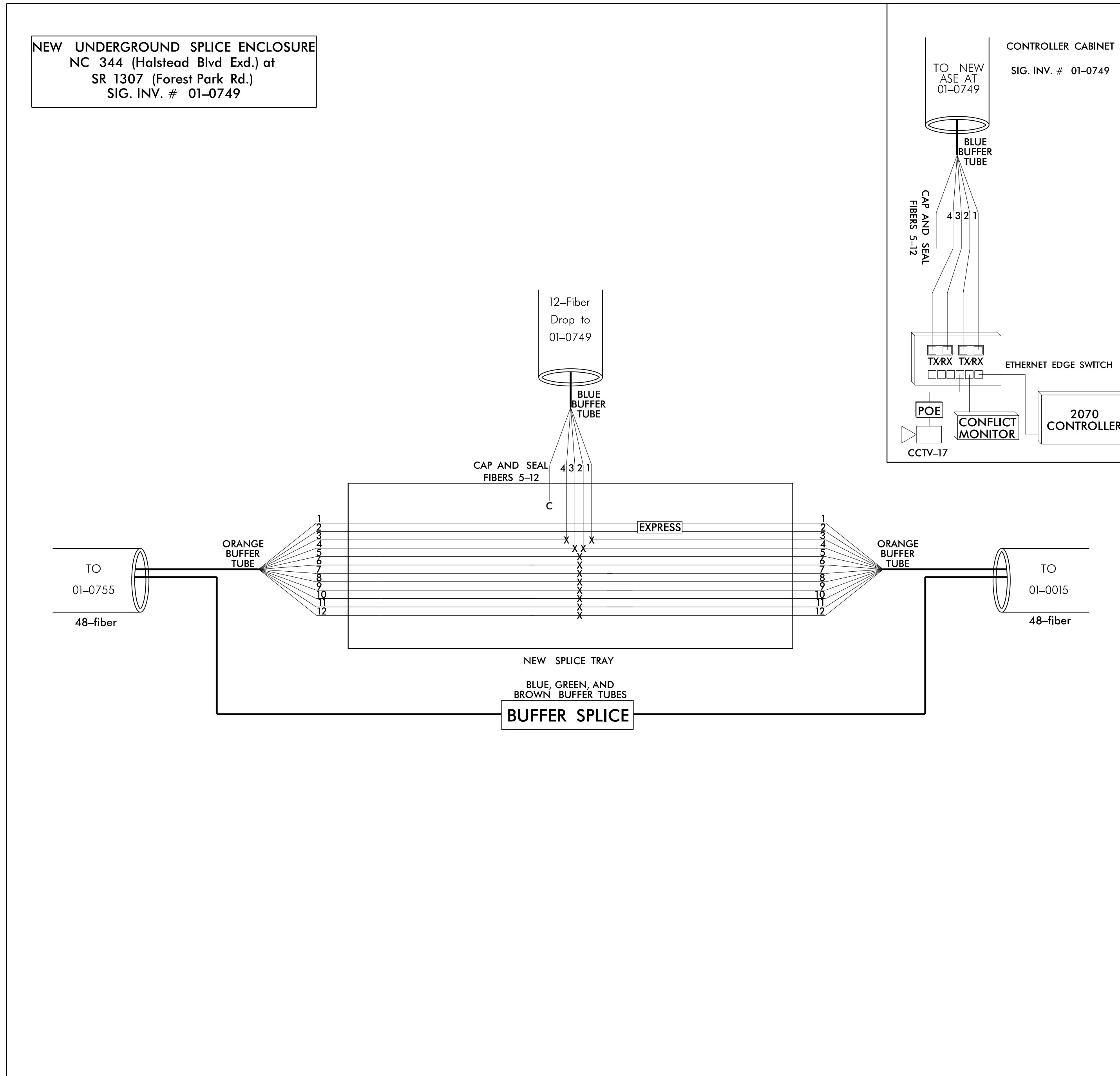
REVISIONS: _____

INIT. DATE

SEAL

DocuSigned by:
 Lisa M. Moon 8/21/2018

CADD File name:



**DOCUMENT NOT CONSIDERED FINAL
 UNLESS ALL SIGNATURES COMPLETED**

LEGEND

Color Code		
TIA/EIA	598-B	
BL (1) Blue	RD (7) Red	X = Fusion Splice Individual Fiber
OR (2) Orange	BK (8) Black	C = Cap and Seal
GR (3) Green	YL (9) Yellow	EXPRESS = Express entire buffer tube/fibers through without cutting
BR (4) Brown	VI (10) Violet	BUFFER SPLICE = Splice all fibers in buffer tube color to color
SL (5) Slate	RS (11) Rose	
WH (6) White	AQ (12) Aqua	

- NOTES**
- Unused fibers left coiled and stored in splice tray.
 - Unused buffer tubes left coiled and stored in splice enclosure.
 - Edge switch configurations are generic. Contractor is responsible for determining/ensuring the proper terminations.

Plans Prepared By:

DRMP
 8000 Regency Parkway, Suite 175
 Cary, NC 27518
 NC License No. C-2213 (919) 650-1038

Prepared for the Offices of:

750 N. Greenfield Pkwy., Garner, NC 27529

SCALE
 N.T.S.

Elizabeth City Signal System
 Fiber-Optic Splicing Details

Division 1	Pasquotank County	Elizabeth City
PLAN DATE: April 2018	REVIEWED BY: JE Beck	
PREPARED BY: AJ Davis	REVIEWED BY: LM Moon	
REVISIONS	INIT.	DATE

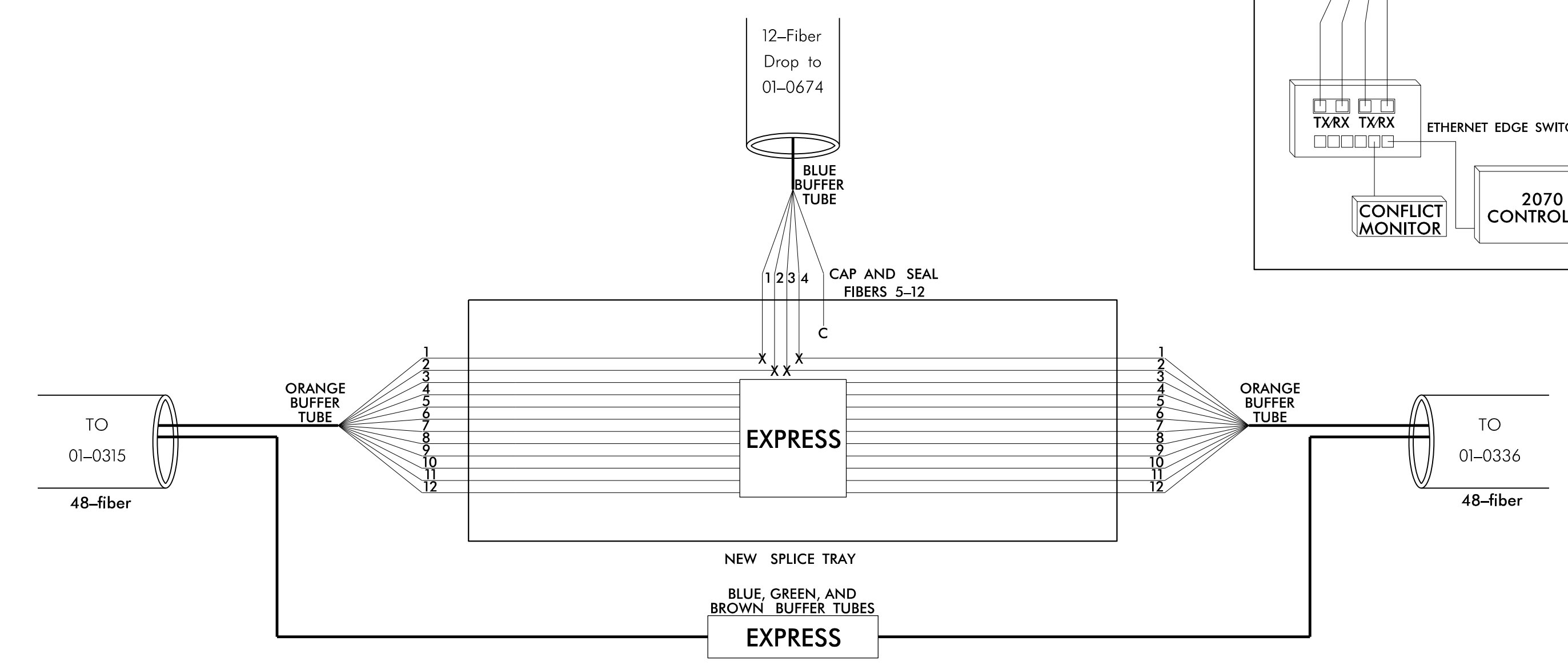
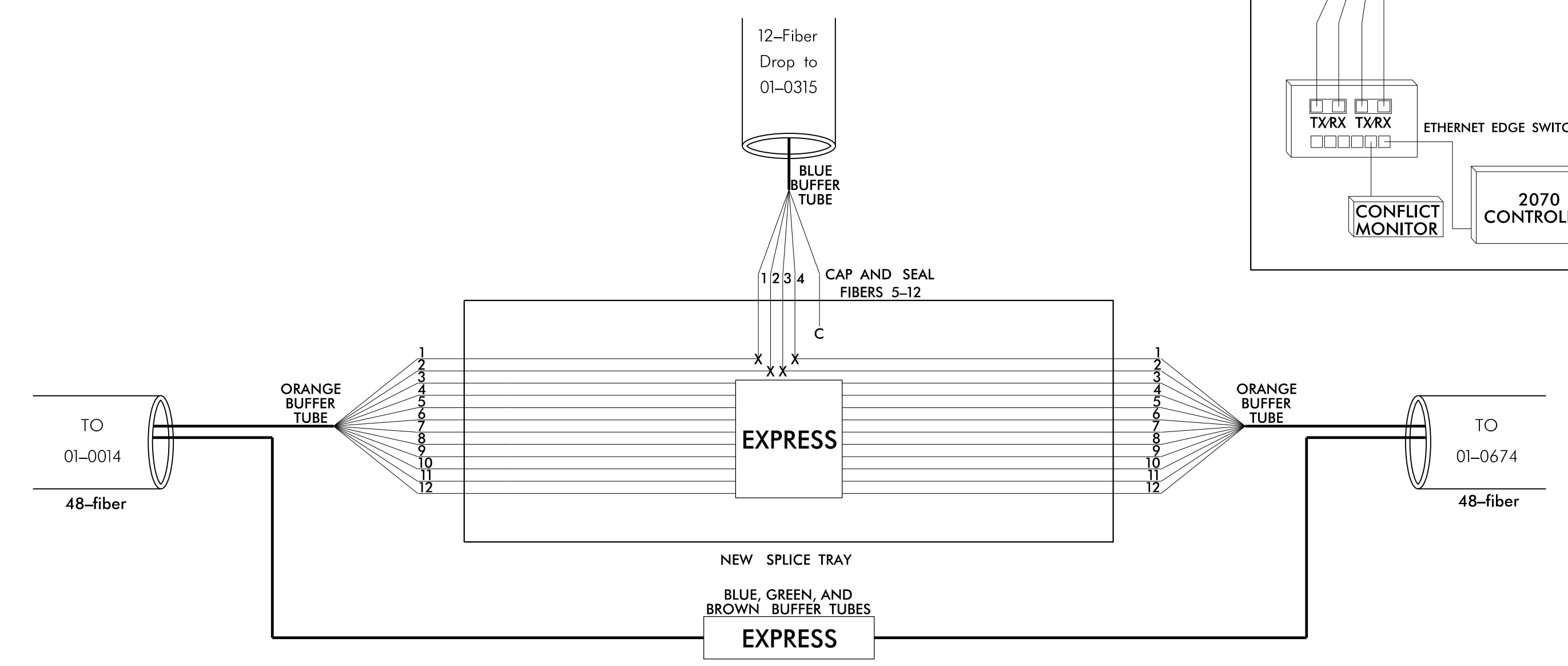
SEAL

DocuSigned by:
 Lisa M. Moon
 8/21/2018

CADD File Name:

NEW AERIAL SPLICE ENCLOSURE
 NC 344 (Halstead Blvd.) at Southgate
 Mall/Lowe's Shopping Ctr.
 SIG. INV. # 01-0315

NEW AERIAL SPLICE ENCLOSURE
 NC 344 (Halstead Blvd.) at Walker Ave.
 SIG. INV. # 01-0674



DOCUMENT NOT CONSIDERED FINAL
UNLESS ALL SIGNATURES COMPLETED

Color Code		TIA/EIA 598-B	
BL	(1) Blue	RD	(7) Red
OR	(2) Orange	BK	(8) Black
GR	(3) Green	YL	(9) Yellow
BR	(4) Brown	VI	(10) Violet
SL	(5) Slate	RS	(11) Rose
WH	(6) White	AQ	(12) Aqua

LEGEND

X	= Fusion Splice Individual Fiber
C	= Cap and Seal
	= Express entire buffer tube/fibers through without cutting
	= Splice all fibers in buffer tube color to color

- NOTES**
- Unused fibers left coiled and stored in splice tray.
 - Unused buffer tubes left coiled and stored in splice enclosure.
 - Edge switch configurations are generic. Contractor is responsible for determining/ensuring the proper terminations.

Plans Prepared By:

DRMP
 8000 Regency Parkway, Suite 175
 Cary, NC 27518
 NC License No. C-2213 (919) 650-1038

Prepared for the Offices of:

750 N. Greenfield Pkwy., Garner, NC 27529

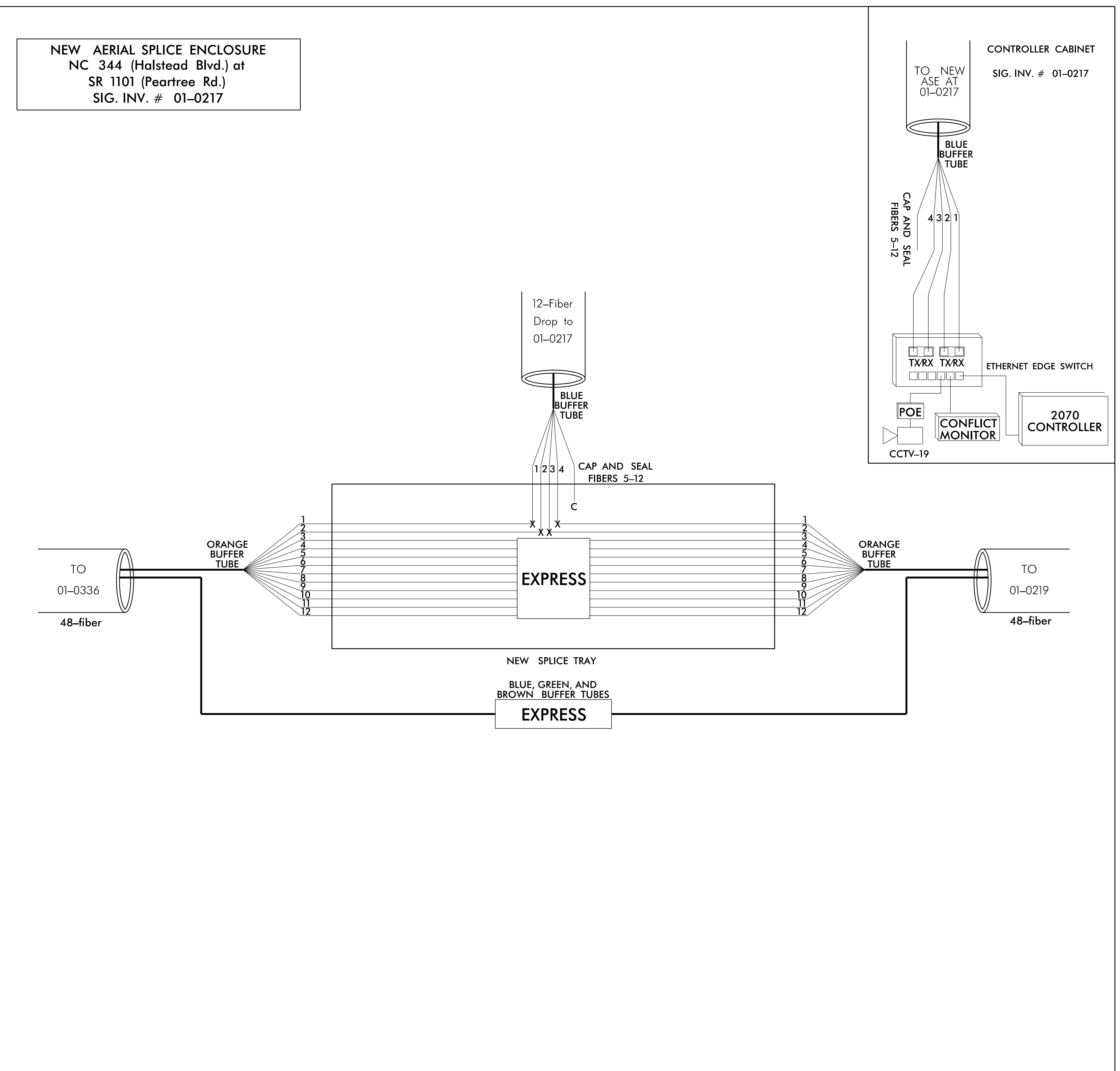
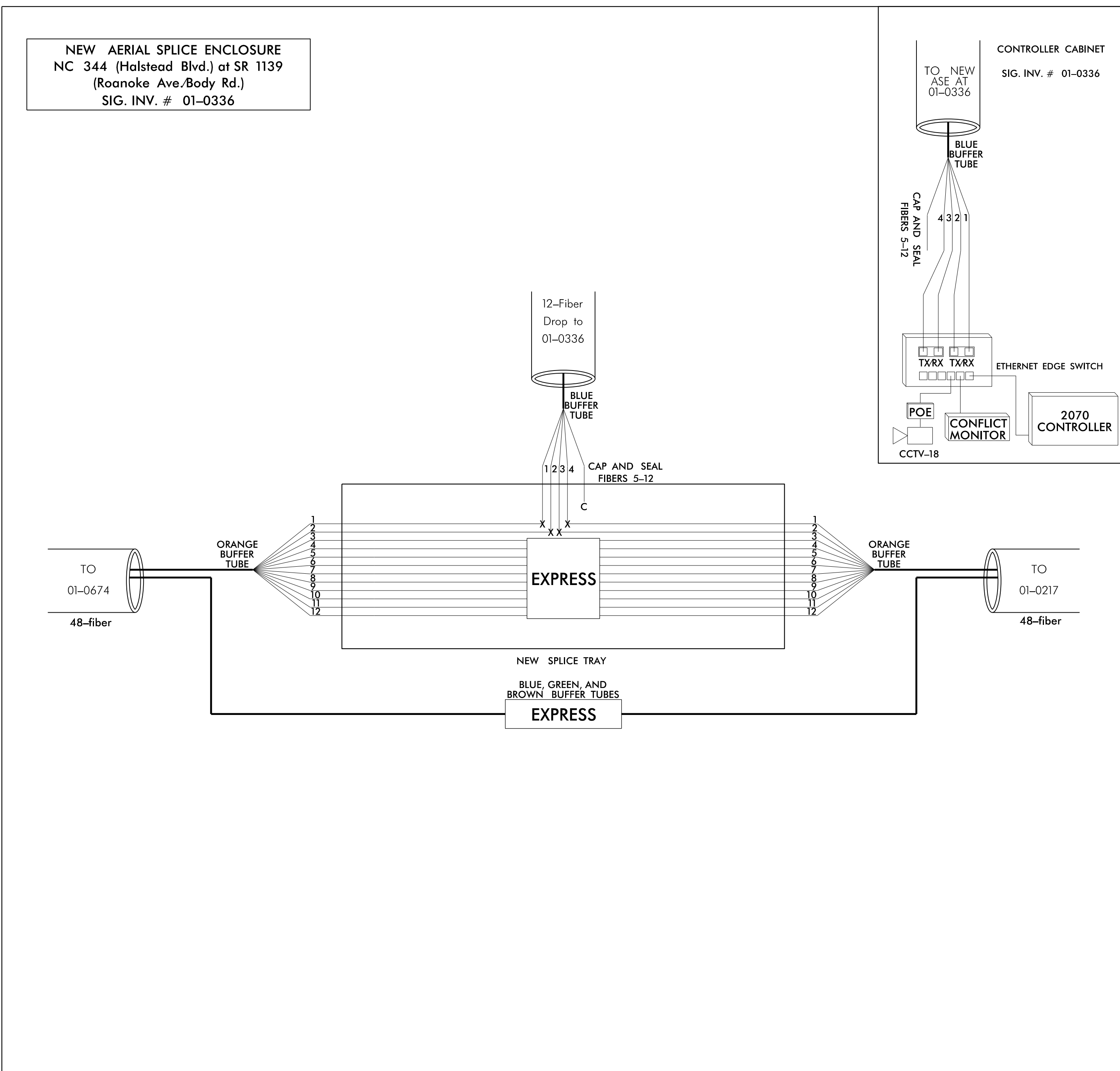
SCALE: N.T.S.

Elizabeth City Signal System
 Fiber-Optic Splicing Details

Division 1	Pasquotank County	Elizabeth City
PLAN DATE: April 2018	REVIEWED BY: J.E. Beck	
PREPARED BY: AJ Davis	REVIEWED BY: LM Moon	
REVISIONS	INIT.	DATE

SEAL

Lisa M. Moon
 8/21/2018
 DATE



**DOCUMENT NOT CONSIDERED FINAL
 UNLESS ALL SIGNATURES COMPLETED**

Color Code		TIA/EIA 598-B	
BL	(1) Blue	RD	(7) Red
OR	(2) Orange	BK	(8) Black
GR	(3) Green	YL	(9) Yellow
BR	(4) Brown	VI	(10) Violet
SL	(5) Slate	RS	(11) Rose
WH	(6) White	AQ	(12) Aqua

X	= Fusion Splice Individual Fiber
C	= Cap and Seal
	= Express entire buffer tube/fibers through without cutting
	= Splice all fibers in buffer tube color to color

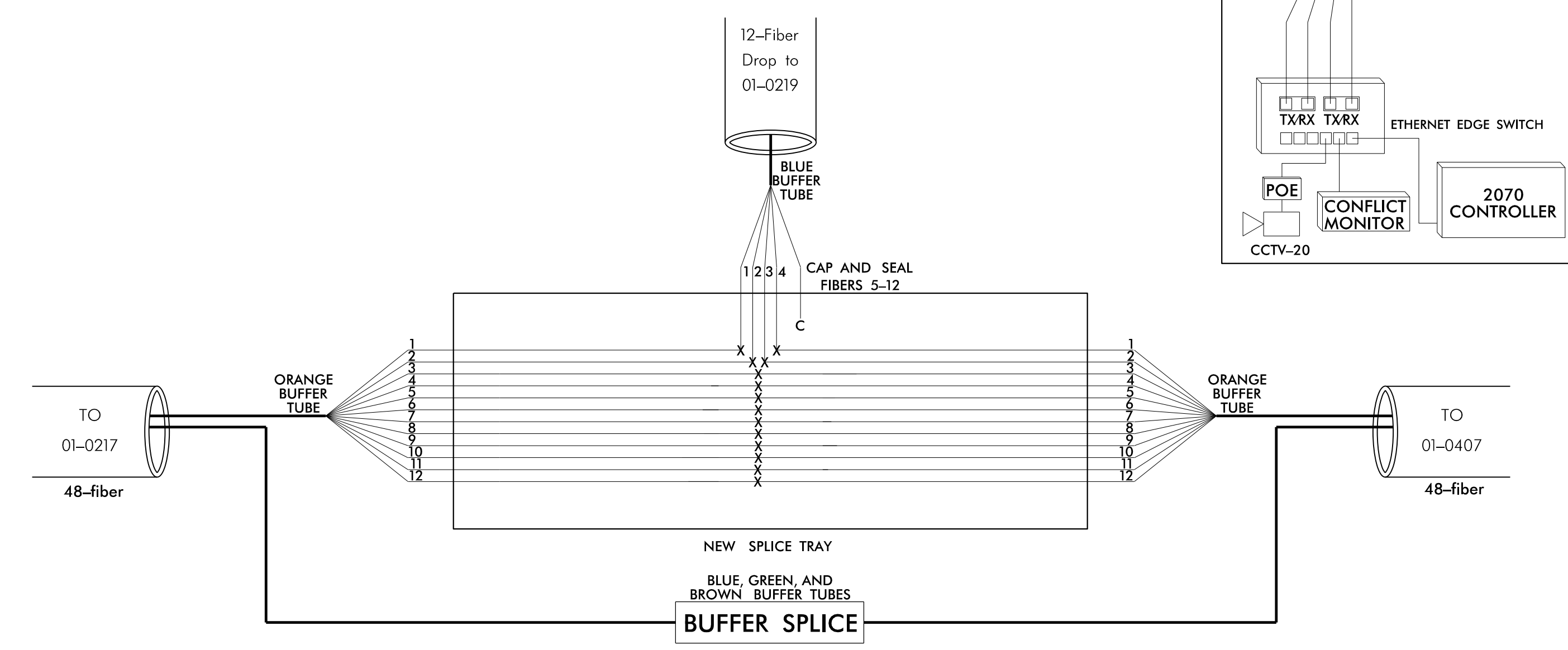
- NOTES**
- Unused fibers left coiled and stored in splice tray.
 - Unused buffer tubes left coiled and stored in splice enclosure.
 - Edge switch configurations are generic. Contractor is responsible for determining/ensuring the proper terminations.

Plans Prepared By:

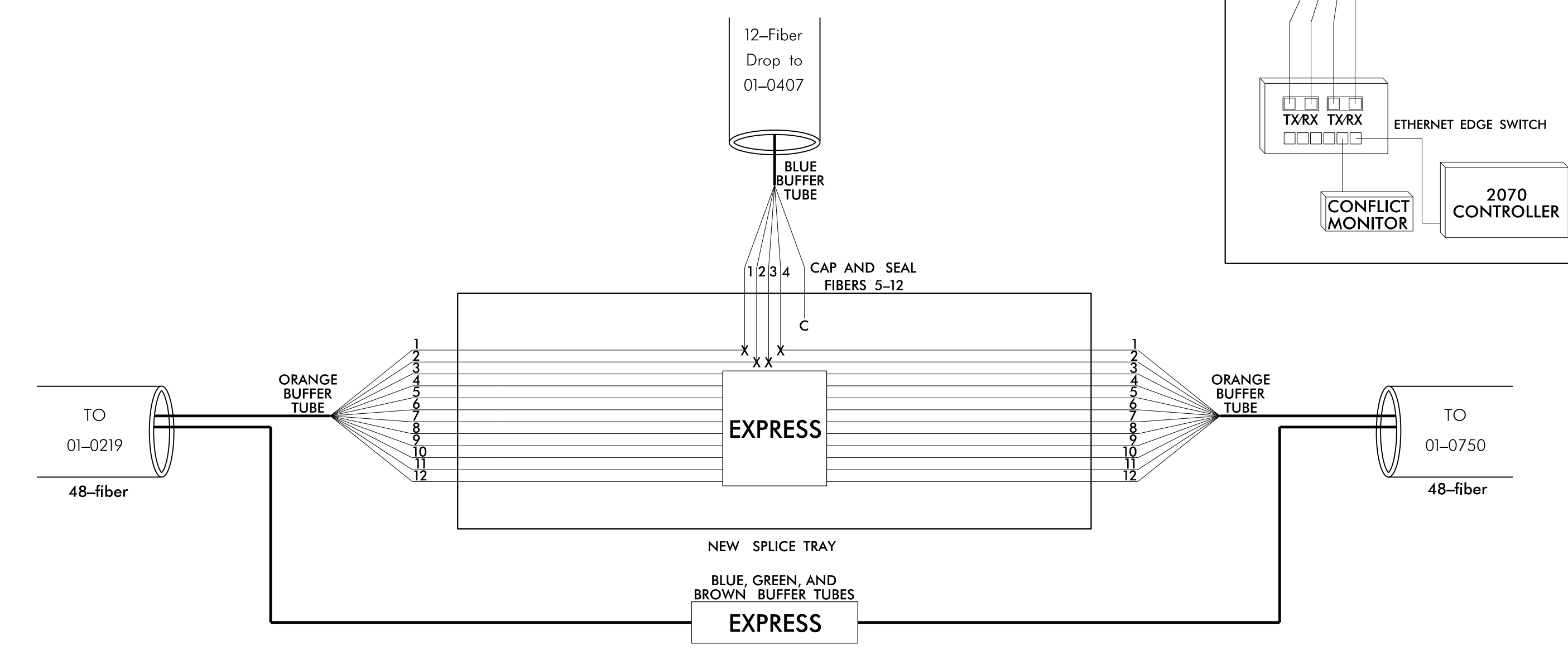
DRMP
 8000 Regency Parkway, Suite 175
 Cary, NC 27519
 NC License No. C-2213 (919) 650-1038

Prepared for the Offices of:				
<p>Elizabeth City Signal System Fiber-Optic Splicing Details</p>				
Division 1 Pasquotank County Elizabeth City		SEAL		
PLAN DATE: April 2018	REVIEWED BY: J.E. Beck			
PREPARED BY: AJ Davis	REVIEWED BY: LM Moon			
REVISIONS	INIT.	DATE	Documented by: Lisa M. Moon 8/21/2018 CADD File name:	
SCALE		N.T.S.		

NEW AERIAL SPLICE ENCLOSURE
 NC 344 (Halstead Blvd.) at
 SR 1269 (Herrington Rd.)
 SIG. INV. # 01-0219



NEW AERIAL SPLICE ENCLOSURE
 NC 34 (Weeksville Rd.) at SR 1206
 (Industrial Park Dr.) Ent. to ECSU
 SIG. INV. # 01-0407



**DOCUMENT NOT CONSIDERED FINAL
 UNLESS ALL SIGNATURES COMPLETED**

Color Code	
TIA/EIA	598-B
BL (1) Blue	RD (7) Red
OR (2) Orange	BK (8) Black
GR (3) Green	YL (9) Yellow
BR (4) Brown	VI (10) Violet
SL (5) Slate	RS (11) Rose
WH (6) White	AQ (12) Aqua

LEGEND

X	= Fusion Splice Individual Fiber
C	= Cap and Seal
EXPRESS	= Express entire buffer tube/fibers through without cutting
BUFFER SPLICE	= Splice all fibers in buffer tube color to color

- NOTES**
- Unused fibers left coiled and stored in splice tray.
 - Unused buffer tubes left coiled and stored in splice enclosure.
 - Edge switch configurations are generic. Contractor is responsible for determining/ensuring the proper terminations.

Plans Prepared By:

DRMP
 8000 Regency Parkway, Suite 175
 Cary, NC 27519
 NC License No. C-2213 (919) 650-1038

Prepared for the Offices of:

750 N. Greenfield Pkwy., Garner, NC 27529

SCALE: N.T.S.

**Elizabeth City Signal System
 Fiber-Optic Splicing Details**

Division 1	Pasquotank County	Elizabeth City
PLAN DATE: April 2018	REVIEWED BY: J.E. Beck	
PREPARED BY: AJ Davis	REVIEWED BY: LM Moon	
REVISIONS	INIT.	DATE

SEAL

Lisa M. Moon 8/21/2018

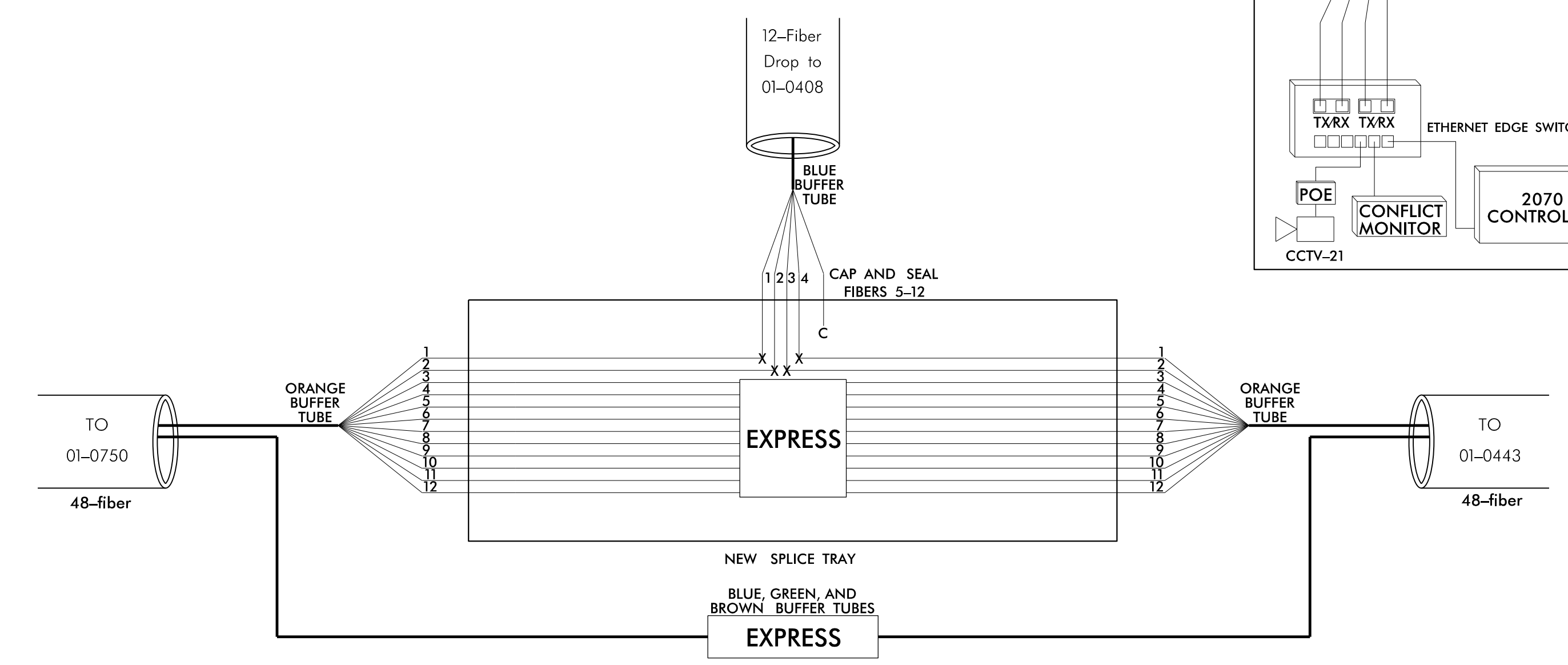
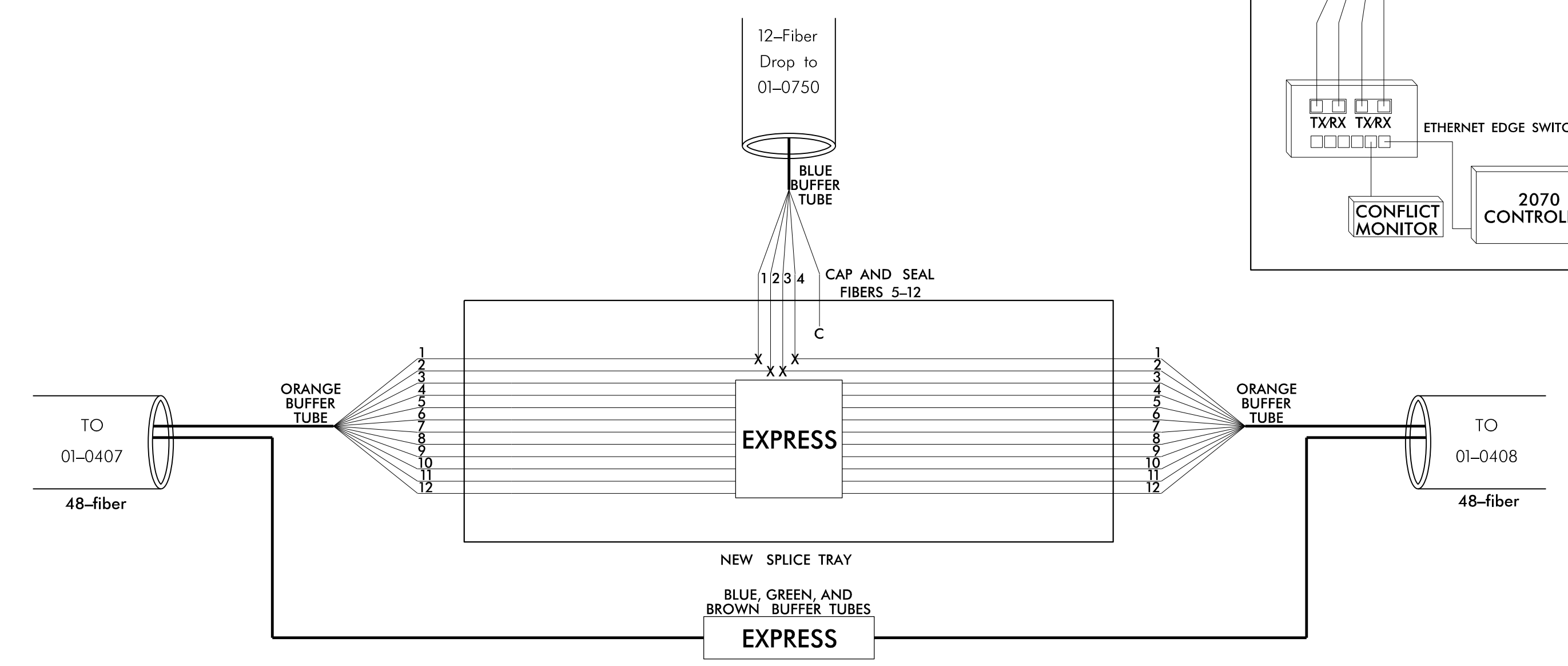
CADD File Name:

NEW AERIAL SPLICE ENCLOSURE
 NC 344 Edgewood Dr./
 Weeksville Crossing Ent.
 SIG. INV. # 01-0750

CONTROLLER CABINET
 SIG. INV. # 01-0750

NEW AERIAL SPLICE ENCLOSURE
 NC 344 (Weeksville Rd.) at SR 1164
 (River Rd.)/SR 1169 (Pitts Chapel Rd.)
 SIG. INV. # 01-0408

CONTROLLER CABINET
 SIG. INV. # 01-0408



LEGEND


Color Code		TIA/EIA 598-B	
BL (1) Blue	RD (7) Red		
OR (2) Orange	BK (8) Black		
GR (3) Green	YL (9) Yellow		
BR (4) Brown	VI (10) Violet		
SL (5) Slate	RS (11) Rose		
WH (6) White	AQ (12) Aqua		

X = Fusion Splice Individual Fiber
 C = Cap and Seal

EXPRESS = Express entire buffer tube/fibers through without cutting
BUFFER SPLICE = Splice all fibers in buffer tube color to color

- NOTES**
- Unused fibers left coiled and stored in splice tray.
 - Unused buffer tubes left coiled and stored in splice enclosure.
 - Edge switch configurations are generic. Contractor is responsible for determining/ensuring the proper terminations.

DOCUMENT NOT CONSIDERED FINAL
UNLESS ALL SIGNATURES COMPLETED




Elizabeth City Signal System
Fiber-Optic Splicing Details

Division 1 Pasquotank County Elizabeth City

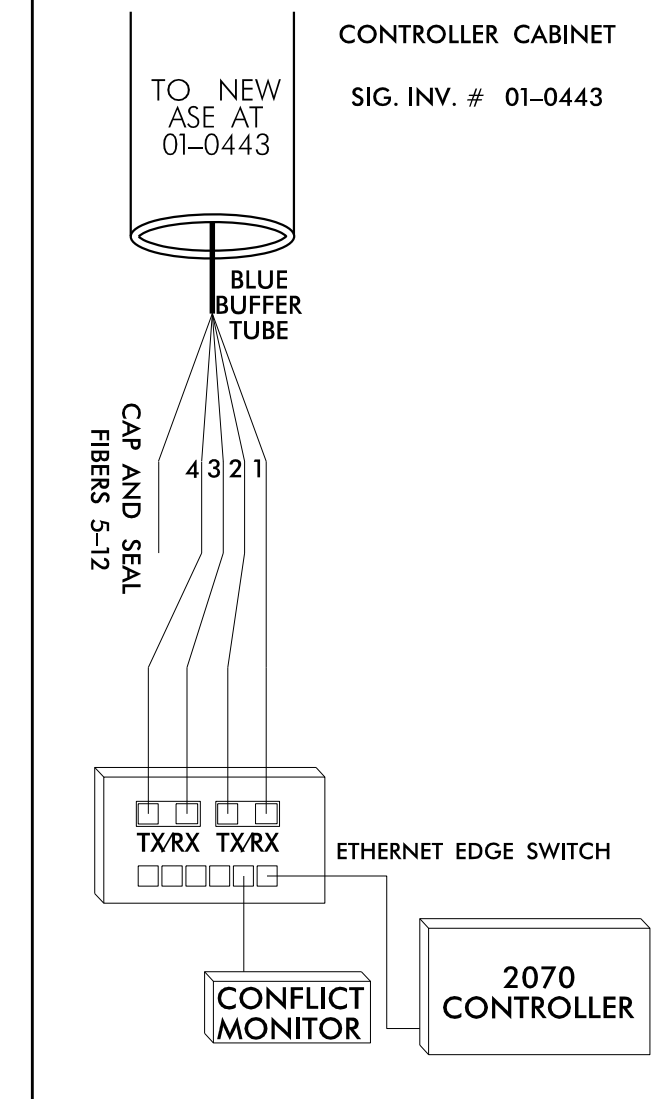
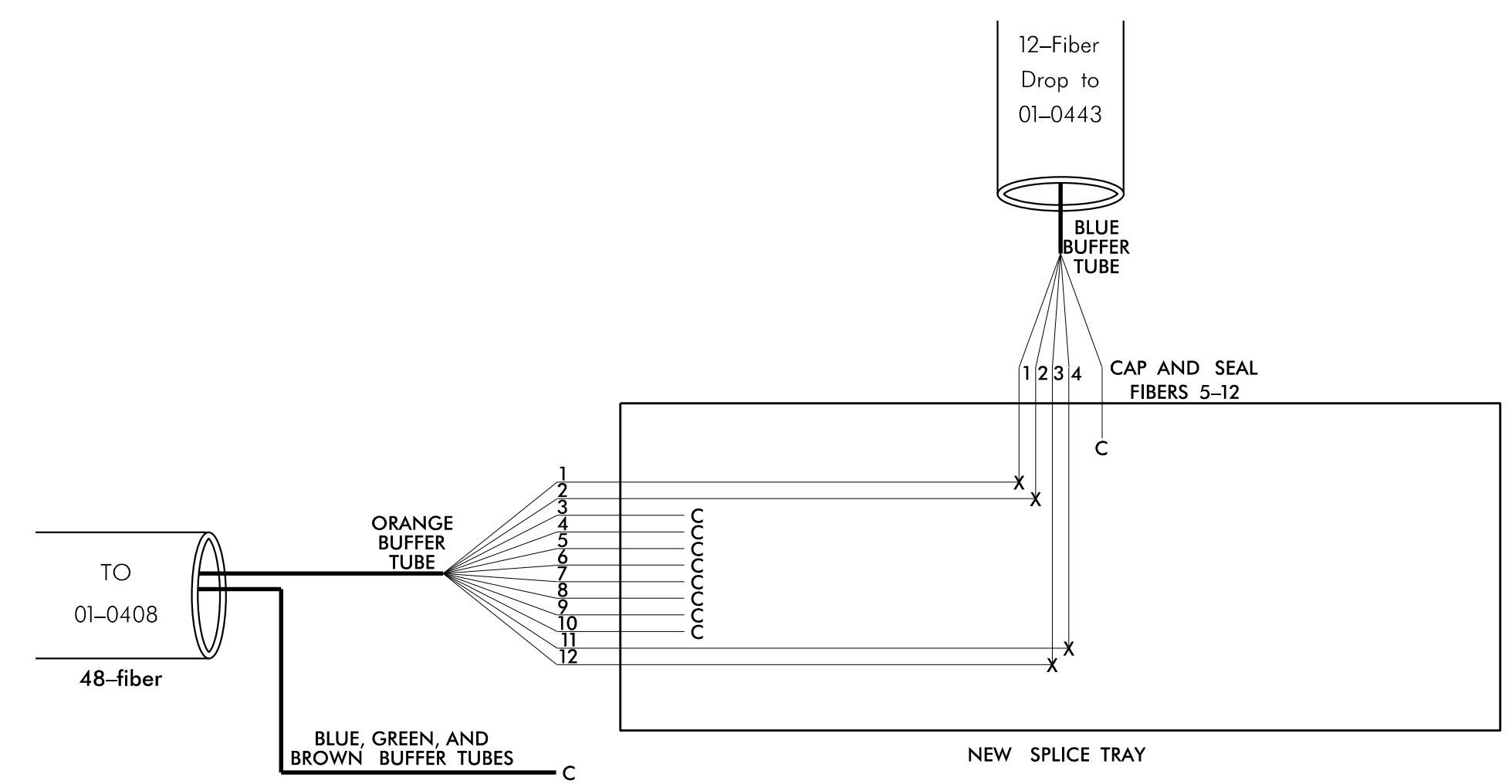
PLAN DATE: April 2018	REVIEWED BY: J.E. Beck
PREPARED BY: AJ Davis	REVIEWED BY: LM Moon

SCALE: N.T.S.

REVISIONS	INIT.	DATE



NEW AERIAL SPLICE ENCLOSURE
 NC (Weeksville Rd.) at
 Moukawsher Dr.(Ent. to USCGS)
 SIG. INV. # 01-0443



**DOCUMENT NOT CONSIDERED FINAL
 UNLESS ALL SIGNATURES COMPLETED**

Color Code		
TIA/EIA	598-B	

BL (1) Blue	RD (7) Red
OR (2) Orange	BK (8) Black
GR (3) Green	YL (9) Yellow
BR (4) Brown	VI (10) Violet
SL (5) Slate	RS (11) Rose
WH (6) White	AQ (12) Aqua

LEGEND

- X = Fusion Splice Individual Fiber
- C = Cap and Seal
- EXPRESS = Express entire buffer tube/fibers through without cutting
- BUFFER SPLICE = Splice all fibers in buffer tube color to color

NOTES

- Unused fibers left coiled and stored in splice tray.
- Unused buffer tubes left coiled and stored in splice enclosure.
- Edge switch configurations are generic. Contractor is responsible for determining/ensuring the proper terminations.

Plans Prepared By:

DRMP, Inc.
 8000 Regency Parkway, Suite 175
 Cary, NC 27516
 NC License No. C-2213 (919) 650-1038

	Elizabeth City Signal System Fiber-Optic Splicing Details		
	Division 1 Pasquotank County Elizabeth City	PLAN DATE: April 2018	
SCALE: N.T.S.	PREPARED BY: AJ Davis	REVIEWED BY: LM Moon	DATE: 8/21/2018

DocuSigned by:
 Lisa M. Moon
 8/21/2018