

PROJ. REFERENCE NO.	SHEET NO.
U - 5942	TMP - 1B

GENERAL NOTES / LOCAL NOTES

CHANGES MAY BE REQUIRED WHEN PHYSICAL DIMENSIONS IN THE DETAIL DRAWINGS, STANDARD DETAILS, AND ROADWAY DETAILS ARE NOT ATTAINABLE TO MEET FIELD CONDITIONS OR RESULT IN DUPLICATE OR UNDESIRE OVERLAPPING OF DEVICES. MODIFICATION MAY INCLUDE: MOVING, SUPPLEMENTING, COVERING, OR REMOVAL OF DEVICES AS DIRECTED BY THE ENGINEER.

THE FOLLOWING GENERAL NOTES APPLY AT ALL TIMES FOR THE DURATION OF THE CONSTRUCTION PROJECT EXCEPT WHEN OTHERWISE NOTED IN THE PLAN OR DIRECTED BY THE ENGINEER.

TIME RESTRICTIONS

A) DO NOT CLOSE OR NARROW TRAVEL LANES AS FOLLOWS:

ROAD NAME	DAY AND TIME RESTRICTIONS
US 17	MONDAY THROUGH FRIDAY
US 17 BUS	6:00 A.M. TO 9:00 A.M.
NC 344	4:00 A.M. TO 6:00 P.M.

B) DO NOT CLOSE OR NARROW TRAVEL LANES DURING HOLIDAYS AND SPECIAL EVENTS AS FOLLOWS:

ROAD NAME

US 17
US 17 BUS
NC 344

HOLIDAY

- FOR ANY UNEXPECTED OCCURRENCE THAT CREATES UNUSUALLY HIGH TRAFFIC VOLUMES, AS DIRECTED BY THE ENGINEER.
- FOR NEW YEAR'S, BETWEEN THE HOURS OF 6:00 A.M. DECEMBER 31st TO 6:00 P.M. JANUARY 2ND. IF NEW YEAR'S DAY IS ON A FRIDAY, SATURDAY, SUNDAY, OR MONDAY THEN UNTIL 6:00 P.M. THE FOLLOWING TUESDAY.
- FOR EASTER, BETWEEN THE HOURS OF 6:00 A.M. THURSDAY AND 6:00 P.M. MONDAY.
- FOR MEMORIAL DAY, BETWEEN THE HOURS OF 6:00 A.M. FRIDAY TO 6:00 P.M. TUESDAY.
- FOR INDEPENDENCE DAY, BETWEEN THE HOURS OF 6:00 A.M. THE DAY BEFORE INDEPENDENCE DAY AND 6:00 P.M. THE DAY AFTER INDEPENDENCE DAY.

IF INDEPENDENCE DAY IS ON A FRIDAY, SATURDAY, SUNDAY OR MONDAY THEN BETWEEN THE HOURS OF 6:00 A.M. THE THURSDAY BEFORE INDEPENDENCE DAY AND 6:00 P.M. THE TUESDAY AFTER INDEPENDENCE DAY.
- FOR LABOR DAY, BETWEEN THE HOURS OF 6:00 A.M. FRIDAY AND 6:00 P.M. TUESDAY.
- FOR THANKSGIVING DAY, BETWEEN THE HOURS OF 6:00 A.M. TUESDAY TO 6:00 P.M. MONDAY.
- FOR CHRISTMAS, BETWEEN THE HOURS OF 6:00 A.M. THE FRIDAY BEFORE THE WEEK OF CHRISTMAS DAY AND 6:00 P.M. THE FOLLOWING TUESDAY AFTER THE WEEK OF CHRISTMAS.

C) DO NOT STOP TRAFFIC AS FOLLOWS:

ROAD NAME	DAY AND TIME RESTRICTIONS	DURATION AND OPERATION
US 17	MONDAY THROUGH FRIDAY	20 MINUTES INSTALLING
US 17 BUS	6:00 A.M. TO 9:00 A.M.	CABLE ACROSS ROAD
NC 344	4:00 A.M. TO 6:00 P.M.	(USING RSD 1101.03 SHEET 8 & 9 OF 9)

LANE AND SHOULDER CLOSURE REQUIREMENTS

- D) REMOVE LANE CLOSURE DEVICES FROM THE LANE WHEN WORK IS NOT BEING PERFORMED BEHIND THE LANE CLOSURE OR WHEN A LANE CLOSURE IS NO LONGER NEEDED OR AS DIRECTED BY THE ENGINEER.
- E) WHEN PERSONNEL AND/OR EQUIPMENT ARE WORKING WITHIN 15 FT OF AN OPEN TRAVEL LANE, CLOSE THE NEAREST OPEN SHOULDER USING ROADWAY STANDARD DRAWING NO. 1101.04 UNLESS THE WORK AREA IS PROTECTED BY BARRIER OR GUARDRAIL OR A LANE CLOSURE IS INSTALLED.
- F) WHEN PERSONNEL AND/OR EQUIPMENT ARE WORKING ON THE SHOULDER ADJACENT TO AN UNDIVIDED FACILITY AND WITHIN 5 FT OF AN OPEN TRAVEL LANE, CLOSE THE NEAREST OPEN TRAVEL LANE USING ROADWAY STANDARD DRAWING NO. 1101.02 UNLESS THE WORK AREA IS PROTECTED BY BARRIER OR GUARDRAIL.

WHEN PERSONNEL AND/OR EQUIPMENT ARE WORKING ON THE SHOULDER ADJACENT TO A DIVIDED FACILITY AND WITHIN 10 FT OF AN OPEN TRAVEL LANE, CLOSE THE NEAREST OPEN TRAVEL LANE USING ROADWAY STANDARD DRAWING NO. 1101.02 UNLESS THE WORK AREA IS PROTECTED BY BARRIER OR GUARDRAIL.

- G) WHEN PERSONNEL AND/OR EQUIPMENT ARE WORKING WITHIN A LANE OF TRAVEL OF AN UNDIVIDED OR DIVIDED FACILITY, CLOSE THE LANE ACCORDING TO THE TRAFFIC CONTROL PLANS, ROADWAY STANDARD DRAWINGS, OR AS DIRECTED BY THE ENGINEER. CONDUCT THE WORK SO THAT ALL PERSONNEL AND/OR EQUIPMENT REMAIN WITHIN THE CLOSED TRAVEL LANE.

- H) DO NOT WORK SIMULTANEOUSLY WITHIN 15 FT ON BOTH SIDES OF AN OPEN TRAVELWAY, RAMP, OR LOOP WITHIN THE SAME LOCATION UNLESS PROTECTED WITH GUARDRAIL OR BARRIER.

- I) DO NOT INSTALL MORE THAN 2 SIMULTANEOUS LANE CLOSURES IN ANY ONE DIRECTION ON US 17, US 17 BUSINESS, OR NC 344..

- J) PROVIDE A MINIMUM OF 1 MILE BETWEEN LANE CLOSURES, MEASURED FROM THE END OF ONE CLOSURE TO THE FIRST SIGN OF THE NEXT LANE CLOSURE.

TRAFFIC PATTERN ALTERATIONS

- K) NOTIFY THE ENGINEER THIRTY (30) CALENDAR DAYS PRIOR TO ANY TRAFFIC PATTERN ALTERATION.

SIGNING

- L) INSTALL ADVANCE WORK ZONE WARNING SIGNS WHEN WORK IS WITHIN 40 FT FROM THE EDGE OF TRAVEL LANE AND NO MORE THAN THREE (3) DAYS PRIOR TO THE BEGINNING OF CONSTRUCTION.

- M) ENSURE ALL NECESSARY SIGNING IS IN PLACE PRIOR TO ALTERING ANY TRAFFIC PATTERN.

TRAFFIC CONTROL DEVICES

- N) WHEN LANE CLOSURES ARE NOT IN EFFECT SPACE CHANNELIZING DEVICES IN WORK AREAS NO GREATER IN FEET THAN TWICE THE POSTED SPEED LIMIT (MPH) EXCEPT, 10 FT ON-CENTER IN RADII, AND 3 FT OFF THE EDGE OF AN OPEN TRAVELWAY. REFER TO STANDARD SPECIFICATIONS FOR ROADS AND STRUCTURES SECTIONS 1130 (DRUMS), 1135 (CONES) AND 1180 (SKINNY DRUMS) FOR ADDITIONAL REQUIREMENTS.

- O) PLACE TYPE III BARRICADES, WITH "ROAD CLOSED" SIGN R11-2 ATTACHED, OF SUFFICIENT LENGTH TO CLOSE ENTIRE ROADWAY.

PAVEMENT MARKINGS AND MARKERS

- P) TIE PROPOSED PAVEMENT MARKING LINES TO EXISTING PAVEMENT MARKING LINES.
- Q) REMOVE/REPLACE ANY CONFLICTING/DAMAGED PAVEMENT MARKINGS AND MARKERS BY THE END OF EACH DAY'S OPERATION.

PEDESTRIANS

- R) CONTRACTOR SHALL MAINTAIN PEDESTRIAN MOBILITY WITHIN CONSTRUCTION AREAS AT ALL TIMES. AT LOCATIONS WHERE A PORTION OF SIDEWALK MUST BE REMOVED TEMPORARILY FOR CONSTRUCTION OPERATIONS, CLOSE THE AFFECTED SECTION OF SIDEWALK AND DETOUR PEDESTRIANS TO THE OTHER SIDE OF THE STREET, AS SHOWN ON TMP-XX. WHERE A PEDESTRIAN DETOUR IS NOT FEASIBLE, PROVIDE A TEMPORARY FOOTPATH CONSTRUCTED OF SUITABLE MATERIALS FOR PEDESTRIANS TO WALK AROUND THE WORK AREA AS DIRECTED AND APPROVED BY THE ENGINEER. REPLACE THE REMOVED SIDEWALK WITH LIKE MATERIALS AND REOPEN TO PEDESTRIAN TRAFFIC WITHIN 5 CALENDAR DAYS OF REMOVAL. REFER TO THE PROJECT SPECIAL PROVISIONS FOR ADDITIONAL, MORE SPECIFIC REQUIREMENTS.

- S) MAINTAIN REASONABLE AND SAFE PEDESTRIAN ACCESS TO ALL BUSINESSES, SCHOOLS AND DWELLINGS IN AREAS AFFECTED BY CONSTRUCTION AT ALL TIMES.

- T) REFER TO MUTCD SECTION 6D.01, "PEDESTRIAN CONSIDERATIONS" AND SECTION 6D.02, "ACCESSIBILITY CONSIDERATIONS" FOR ADDITIONAL REQUIREMENTS AND CONSIDERATIONS FOR MAINTAINING PEDESTRIAN MOBILITY THROUGH WORK AREA.




- U) WHEN CONSTRUCTION ACTIVITIES WILL BLOCK PEDESTRIAN ACCESS TO PEDESTRIAN SIGNAL PUSHBUTTONS, NOTIFY THE ENGINEER AT LEAST 24 HOURS IN ADVANCE OF SUCH WORK TO HAVE THE TRAFFIC SIGNAL PLACED ON PEDESTRIAN RECALL.

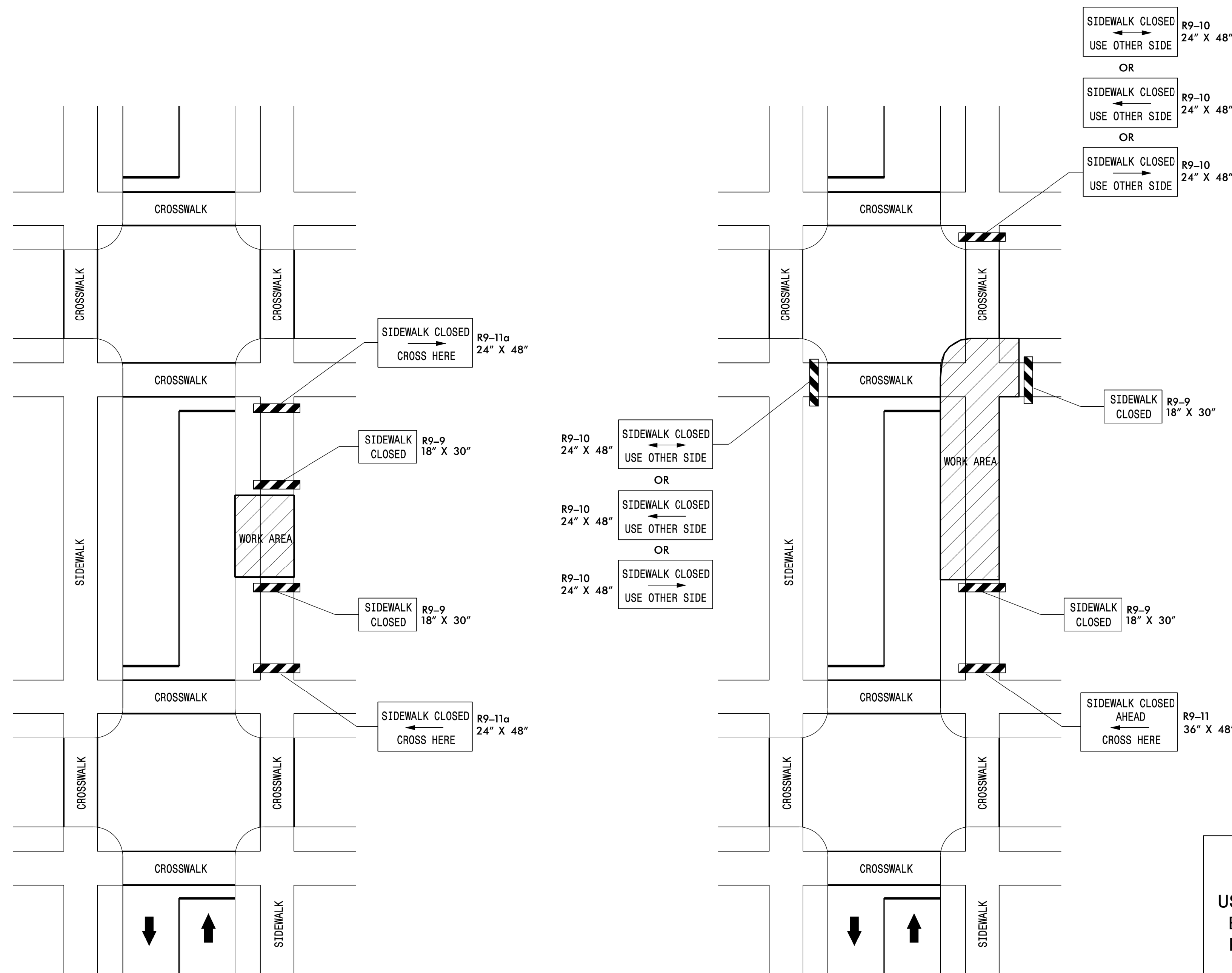
MISCELLANEOUS

- V) LAW ENFORCEMENT MAY BE USED TO MAINTAIN TRAFFIC THROUGH THE WORK AREA AND/OR INTERSECTIONS AS DIRECTED BY THE ENGINEER.

8/22/2018 R:\U5942\TrafficControl\TCP\U5942_Gen_Notes.dgn User:dwite



APPROVED:  DATE: 8/22/2018			<h2 style="margin: 0;">GENERAL NOTES</h2>
DOCUMENT NOT CONSIDERED FINAL UNLESS ALL SIGNATURES COMPLETED			



NOTE
 USE AND MODIFY AS DIRECTED BY THE ENGINEER FOR WORK REQUIRING THE CLOSURE OF A SIDEWALK


TYPICAL DRAWING FOR SIDEWALK CLOSURES

LEGEND

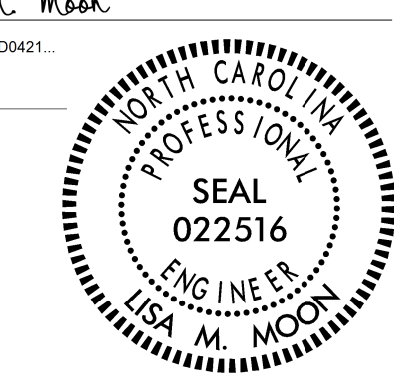
 - TYPE III BARRICADE (ADA COMPLIANT REQUIRED)

9/18/2018
 R:\U5942\TrafficControl\TCP\U5942_TCP_SidewalkClosure.dgn
 User:tlmoon




APPROVED: 
 DATE: 9/20/2018

SEAL



DOCUMENT NOT CONSIDERED FINAL UNLESS ALL SIGNATURES COMPLETED



TYPICAL SIDEWALK CLOSURE AND PEDESTRIAN DETOUR