DocuSign Envelope ID: 2F682EC6-7D13-4BF5-90BE-A468B984ED31

PROJECT REFERENCE NO.	SHEET NO.
U-5942	Sig. 17.0

PHASING DIAGRAM

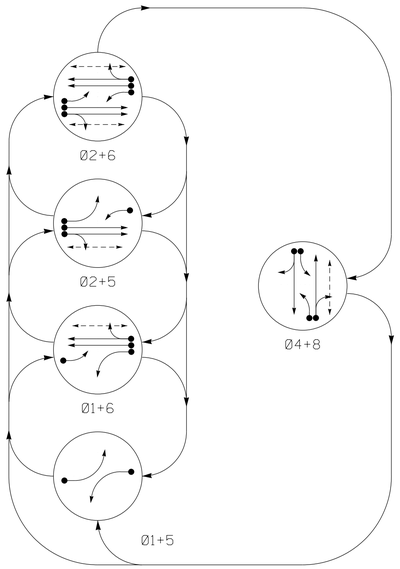

PHASING DIAGRAM DETECTION LEGEND

- DETECTED MOVEMENT
- UNDETECTED MOVEMENT (OVERLAP)
- UNSIGNALIZED MOVEMENT
- PEDESTRIAN MOVEMENT

TABLE OF OPERATION

SIGNAL FACE	PHASE Ø1+5	Ø1+6	Ø2+5	Ø2+6	Ø4+8	FLASH
11	←-	←-	F Y	F Y	←R	←Y
21, 22	R	R	G	G	R	Y
41, 42	R	R	R	R	G	R
51	←-	F Y	←-	F Y	←R	←Y
61, 62	R	G	R	G	R	Y
81, 82	R	R	R	R	G	R
P21, P22	DW	DW	W	W	DW	DRK
P61, P62	DW	W	DW	W	DW	DRK
P81, P82	DW	DW	DW	DW	W	DRK

SIGNAL FACE I.D.

All Heads L.E.D.

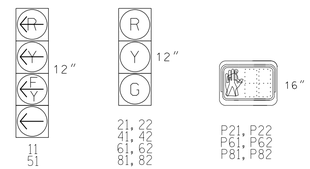

ASC/3 DETECTOR INSTALLATION CHART

DETECTOR					PROGRAMMING							
LOOP	SIZE (FT)	DISTANCE FROM STOPBAR (FT)	TURNS	NEW LOOP	PHASE	CALLING	EXTEND TIME	DELAY TIME	USE ADDED INITIAL	TYPE	SYSTEM LOOP	NEW CARD
1A	6X40	0	2-4-2	X	1	Yes	-	15	-	S	-	X
					6	Yes	-	-	-	S	-	X
2A	6X40	70	3	X	2	Yes	-	-	-	S	-	X
2B	6X40	70	3	X	2	Yes	-	-	-	S	-	X
4A	6X40	0	2-4-2	-	4	Yes	-	3	-	S	-	X
4B	6X40	0	2-4-2	-	4	Yes	-	10	-	S	-	X
5A	6X40	0	2-4-2	X	5	Yes	-	15	-	S	-	X
					2	Yes	-	-	-	S	-	X
6A	6X6	70	3	X	6	Yes	-	-	-	S	-	X
6B	6X6	70	3	X	6	Yes	-	-	-	S	-	X
8A	6X40	0	2-4-2	-	8	Yes	-	3	-	S	-	X
8B	6X40	0	2-4-2	-	8	Yes	-	10	-	S	-	X
S1	6X6	+125	4	-	-	-	-	-	-	N	X	X
S2	6X6	+125	4	-	-	-	-	-	-	N	X	X

5 Phase
Fully Actuated
(Elizabeth City Signal System)

NOTES

1. Refer to "Roadway Standard Drawings NCDOT" dated January 2018 "Standard Specifications for Roads and Structures" dated January 2018.
2. Do not program signal for late night flashing operation unless otherwise directed by the Engineer.
3. Set all detector units to presence mode.
4. Locate new cabinet so as not to obstruct sight distance of vehicles turning right on red.
5. Omit "WALK" and flashing "DON'T WALK" with no pedestrian calls.
6. Program pedestrian heads to countdown the flashing "Don't Walk" time only.
7. Pedestrian pedestals are conceptual and shown for reference only. See sheets P1-P3 for pushbutton location details.
8. Program phase 8 ped detector to call phase 4 and 8 ped.
9. Phase 4 ped is dummy ped to enable phase 8 leading ped interval.
10. Pavement markings are existing unless otherwise noted.
11. Install new poles directly adjacent to existing poles and raise signal spans to obtain 17' minimum clearance for signal head heights.
12. Maximum times shown in timing chart are for free-run operation only. Coordinated signal system timing values supersede these values.

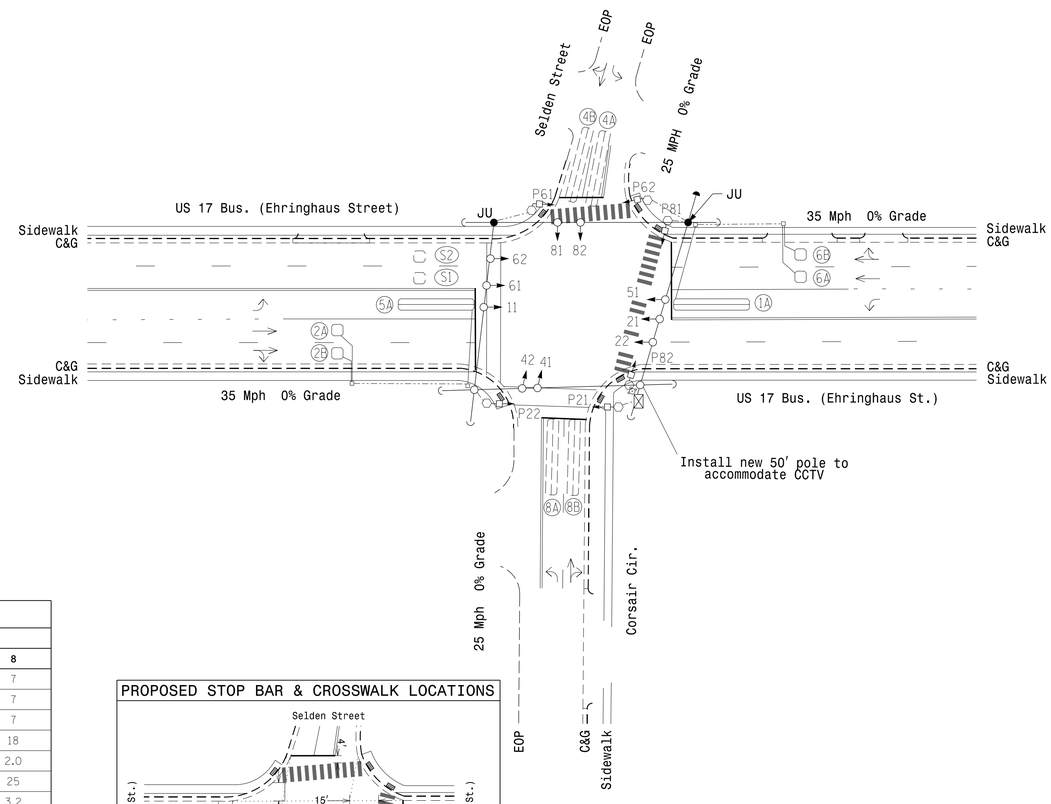

ASC/3 TIMING CHART

FEATURE	PHASE 1	2	4	5	6	8
Min Green *	7	10	7	7	10	7
Delayed Green	-	-	7	-	-	7
Walk *	0	7	0	0	7	7
Ped Clear	0	10	0	0	9	18
Veh. Extension *	2.0	3.0	2.0	2.0	3.0	2.0
Max 1 *	25	60	25	25	60	25
Yellow	3.0	3.8	3.2	3.0	3.8	3.2
Red Clear	3.1	2.3	2.9	2.9	2.3	3.0
Actuations B4 Add *	-	-	-	-	-	-
Seconds /Actuation *	-	-	-	-	-	-
Max Initial *	-	-	-	-	-	-
Time Before Reduction *	-	-	-	-	-	-
Time To Reduce *	-	-	-	-	-	-
Minimum Gap	-	-	-	-	-	-
Locking Detector	-	X	-	-	X	-
Recall Position	-	VEH. RECALL	-	-	VEH. RECALL	-
Dual Entry	-	-	X	-	-	X
Simultaneous Gap	X	X	X	X	X	X

* These values may be field adjusted. Do not adjust Min Green and Extension times for phases 2 and 6 lower than what is shown. Min Green for all other phases should not be lower than 4 seconds.

PROPOSED STOP BAR & CROSSWALK LOCATIONS

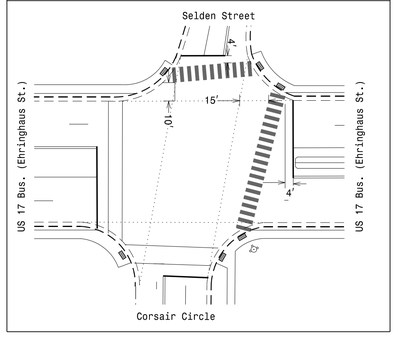

LEGEND

PROPOSED		EXISTING
	Traffic Signal Head	
	Modified Signal Head	N/A
	Sign	
	Pedestrian Signal Head With Push Button & Sign	
	Type II Signal Pedestal	
	Signal Pole with Guy	
	Signal Pole with Sidewalk Guy	
	Inductive Loop Detector	
	Controller & Cabinet	
	Junction Box	
	2-in Underground Conduit	
N/A	Right of Way	
	Directional Arrow	
N/A	Fire Hydrant	
N/A	Truncated Dome	

Plans Prepared By:

DRMP

DRMP, Inc.
8000 Regency Parkway, Suite 175
Cary, NC 27519
NC License No. C-2213 (919) 650-1038

Signal Upgrade

DOCUMENT NOT CONSIDERED FINAL UNLESS ALL SIGNATURES COMPLETED

Prepared for the Offices of:
Transportation Mobility and Safety Division
STATE OF NORTH CAROLINA DEPARTMENT OF TRANSPORTATION
Signal Design Section
750 N.Greenfield Pkwy,Garner,NC 27529

US 17 Bus. (Ehringhaus St.) at Selden St.

Division 1 Pasquotank County Elizabeth City

PLAN DATE:	February 2018	REVIEWED BY:	AJ Davis
PREPARED BY:	JA Le	REVIEWED BY:	LM Moon

SCALE 0 40' 1"=40'

REVISIONS	INIT.	DATE

SEAL
NORTH CAROLINA PROFESSIONAL SEAL 022516 ENGINEER LISA M. MOON

DocuSigned by: Lisa M. Moon 8/21/2018
5BCE5B8D83D0421...
DATE

SIG. INVENTORY NO. 01-0022

21-AUG-2018 17:03
R:\U5942_Signal\Design\Signals\01-0022.dgn
lmoon AT CAR-LMOON-W7