



STATE OF NORTH CAROLINA
DEPARTMENT OF TRANSPORTATION

ROY COOPER
GOVERNOR

J. ERIC BOYETTE
SECRETARY

April 14, 2021

Addendum No. 1

RE: Contract # C204571

WBS # 44997.3.1

STATE FUNDED

Columbus County (R-5797)

DRAINAGE, GRADING, PAVING, AND STRUCTURE ON US-74 AT SR-1506

April 20, 2021 Letting

To Whom It May Concern:

Reference is made to the plans furnished to you on this project.

The following revision have been made to the ITS plans.

Sheet No.	Revision
ITS-3	Change to the "Construction Note Symbology". Number of Riser(s)Conduit(s) from "2" to "1".

Please void the above listed Sheet in your plans and staple the revised Sheet thereto.

The contract will be prepared accordingly.

Sincerely,

DocuSigned by:
Ronald E. Davenport, Jr.

F81B8038A47A442...
Ronald E. Davenport, Jr., PE
State Contract Officer

RED/cms
Attachments

Mailing Address:
NC DEPARTMENT OF TRANSPORTATION
CONTRACT STANDARDS AND DEVELOPMENT
1591 MAIL SERVICE CENTER
RALEIGH, NC 27699-1591

Telephone: (919) 707-6900
Fax: (919) 250-4127
Customer Service: 1-877-368-4968

Location:
1020 BIRCH RIDGE DR.
RALEIGH, NC 27610

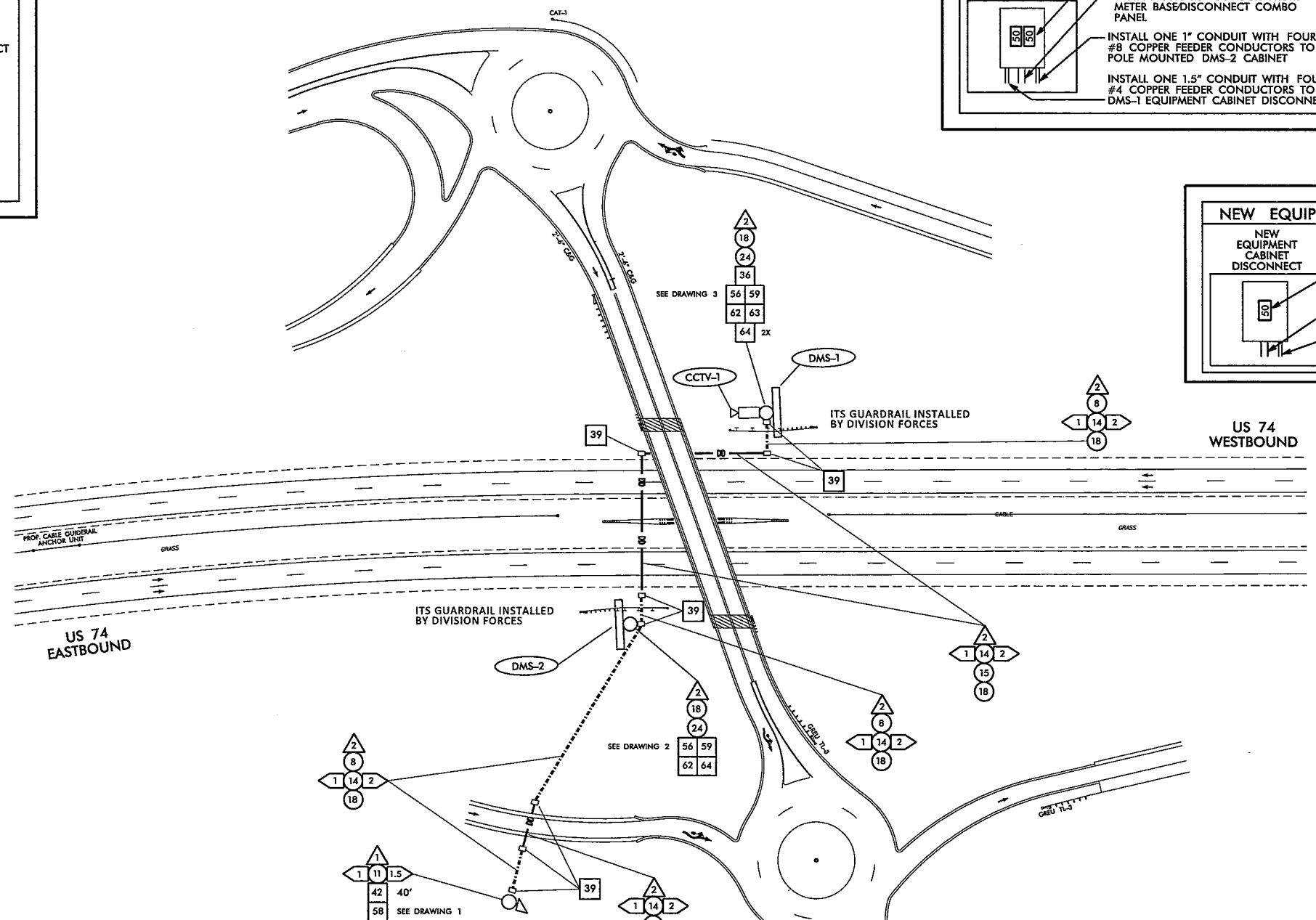
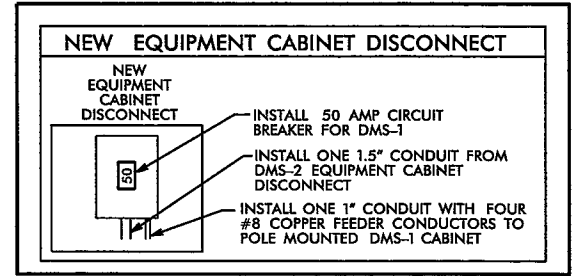
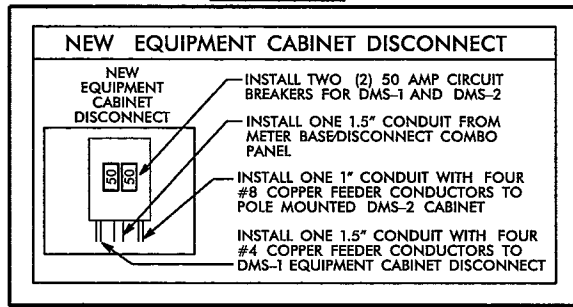
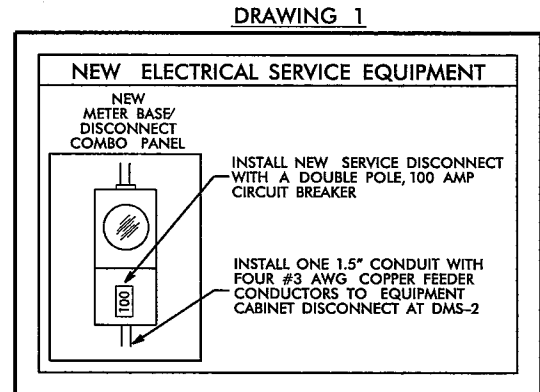
Website: www.ncdot.gov

C204571 (R-5797)

Columbus County

cc: Mr. Lamar Sylvester, PE
Mr. H.L. "Drew" Cox, PE
Mr. Boyd Tharrington, PE
Mr. Jon Weathersbee, PE
Mr. Ken Kennedy, PE
Project File (2)

Mr. Ray Arnold, PE
Ms. Jaci Kincaid
Ms. Lori Strickland
Mr. Mike Gwyn
Ms. Penny Higgins
Mr. Kyle Kempf



NOTES

1. INSTALL SERVICE POLE 20' FROM EXISTING COOPERATIVE ENERGY POWER POLE.
2. INSTALL DMS-CCTV-1 STRUCTURE EIGHT FEET (8') BEHIND WESTBOUND GUARDRAIL. INSTALL DMS-2 STRUCTURE EIGHT FEET (8') BEHIND EASTBOUND GUARDRAIL.
3. OBTAIN FINAL DMS/CCTV LOCATION APPROVAL FROM THE ASSISTANT DIVISION TRAFFIC ENGINEER (910-364-0606) BEFORE INITIATING ANY WORK AT THIS LOCATION.
4. INSTALL NEW DMS, CCTV & POLE EXTENSION, WALKWAYS, AND LADDERS ON NEW DMS STRUCTURE. INSTALL NEW DMS POLE MOUNTED CABINETS ON NEW DMS STRUCTURES.
5. MAINTAIN A MINIMUM OF SIX (6) FEET FROM EDGE OF PAVEMENT WHEN TRENCHING PARALLEL TO THE ROADWAY. MAXIMUM JUNCTION BOX SPACING 1000' FOR FIBER OPTIC CABLE AND 150' FOR FEEDER CONDUCTORS OR AS DIRECTED BY THE ENGINEER.
6. INSTALL NEW GROUNDING SYSTEM AT DMS-CCTV-1 AS DESCRIBED ON SHEET ITS-3 AND AS DESCRIBED IN THE PROJECT SPECIAL PROVISIONS.
7. INSTALL NEW GROUNDING SYSTEM AT DMS-2 AS DESCRIBED ON SHEET ITS-3 AND AS DESCRIBED IN THE PROJECT SPECIAL PROVISIONS.
8. SEE ROADWAY PLANS FOR GUARDRAIL DETAILS.
9. CONTACT ENGINEER TO REQUEST NCDOT SUPPLIED MODEMS AT LEAST EIGHT (8) WEEKS PRIOR TO INSTALLATION.

NOTE:
ELECTRICAL SERVICE DETAILS AND CONSTRUCTION METHODS DEPICT FIELD CONDITIONS AT THE TIME OF DESIGN. CONTRACTOR TO VERIFY ACTUAL CONDITIONS AT THE TIME OF CONSTRUCTION AND OBTAIN APPROVAL FROM ENGINEER PRIOR TO MAKING ANY CHANGES.

	DMS-1 & CCTV-1 AND DMS-2		
	DIVISION 06 COLUMBUS CO BOARDMAN PLAN DATE: APRIL 2021 REVIEWED BY: A. J. SKUCE PREPARED BY: L. E. NEAL REVIEWED BY:		
750 N. Greenfield Plaza, Garner, NC 27529 SCALE: N/A	REVISIONS:	INIT.:	DATE:
CADD Filename:			Andrew J. Skuce 4/12/2021