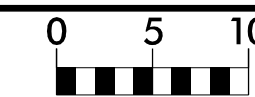
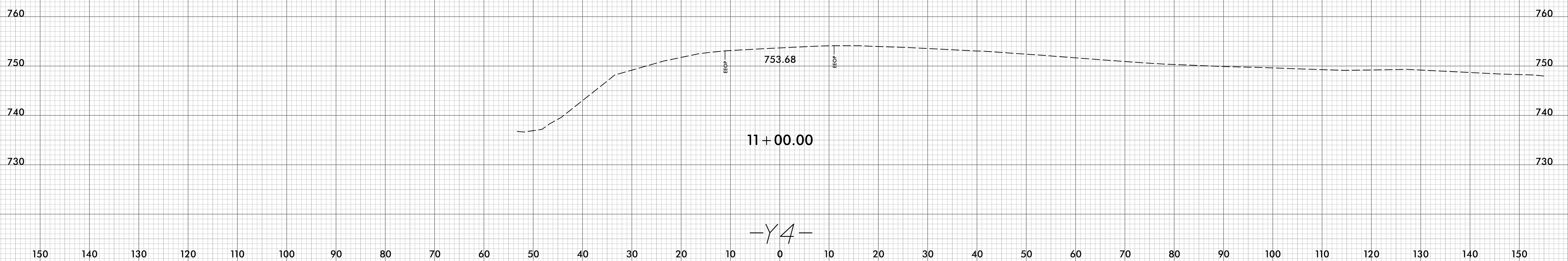
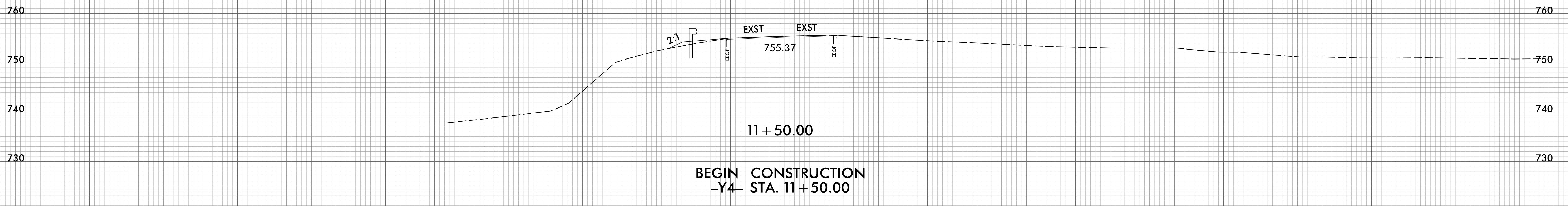
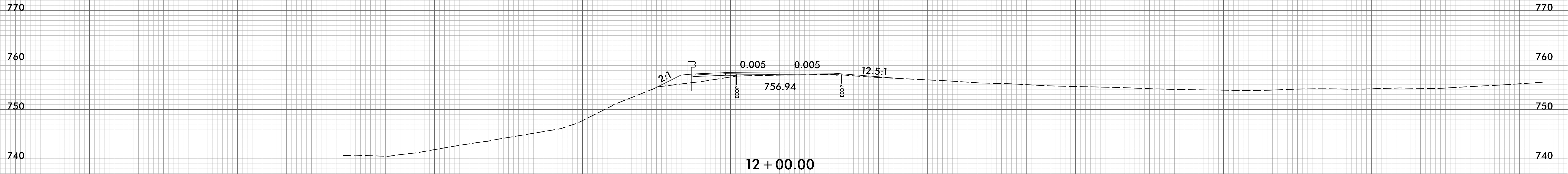


6/23/16



PROJ. REFERENCE NO.	SHEET NO.
BR-0042	X-27

150 140 130 120 110 100 90 80 70 60 50 40 30 20 10 0 10 20 30 40 50 60 70 80 90 100 110 120 130 140 150



150 140 130 120 110 100 90 80 70 60 50 40 30 20 10 0 10 20 30 40 50 60 70 80 90 100 110 120 130 140 150

12/2/2019
 I:\Roadway\CorridorModeling\BR-0042_Rdy_XPL_Y4.dgn
 Tmk\1012