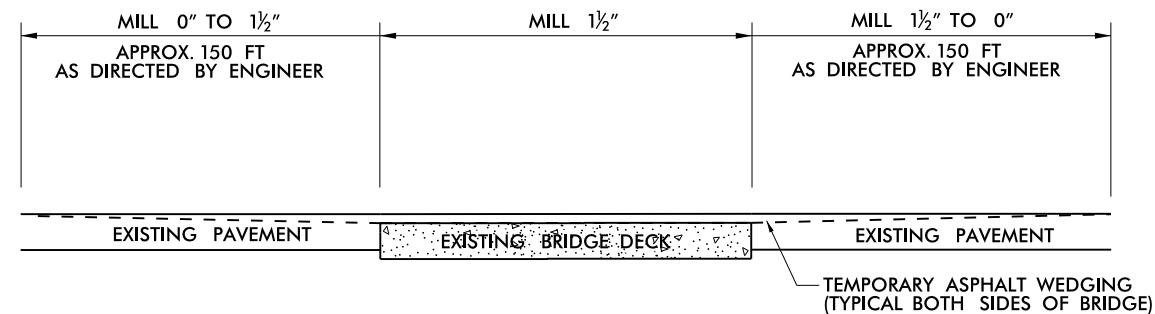
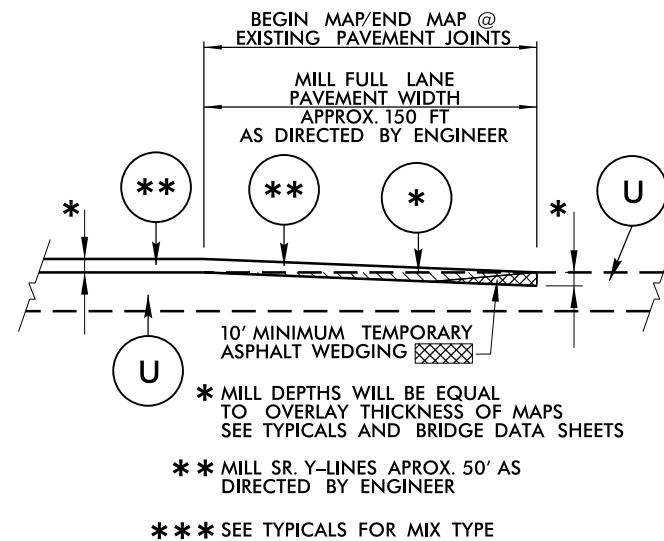


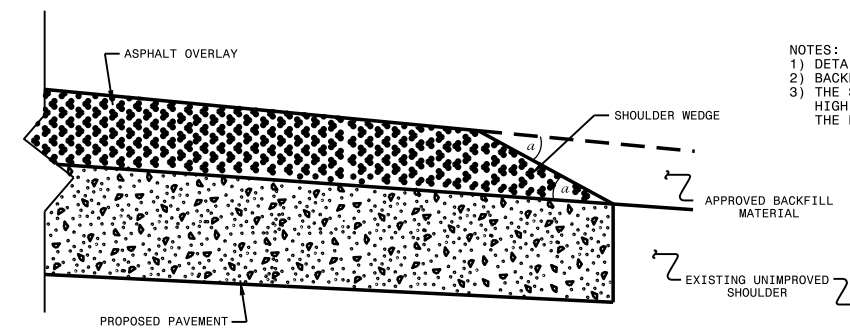
**INCIDENTAL MILLING  
BRIDGE APPROACHES**  
(SEE BRIDGE DATA SHEET)



**INCIDENTAL MILLING  
BRIDGE APPROACHES**  
(SEE BRIDGE DATA SHEET)

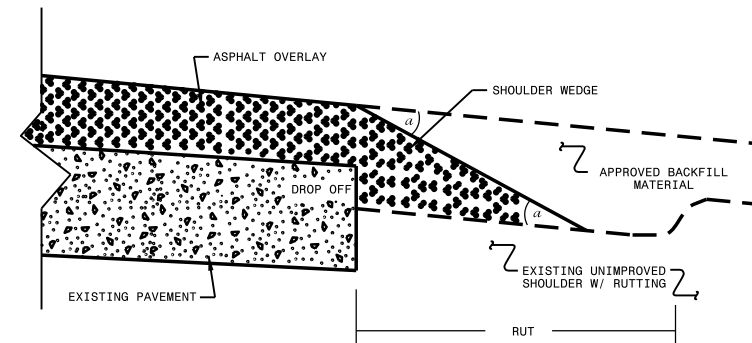


**INCIDENTAL TIE-IN MILLING DETAIL**

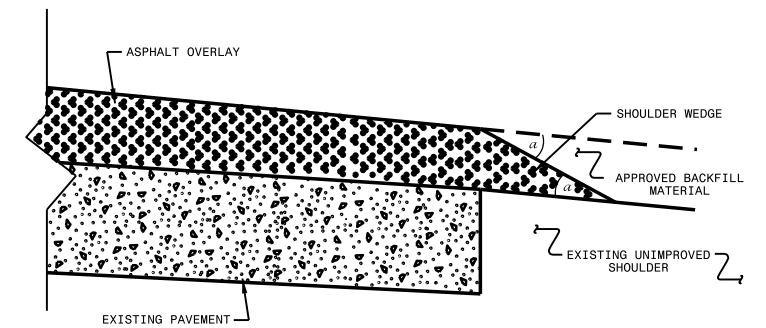


**SHOULDER WEDGE DETAIL**  
(Resurfacing Projects w/ Widening or  
with Existing Paved Shoulder having no dropoffs)

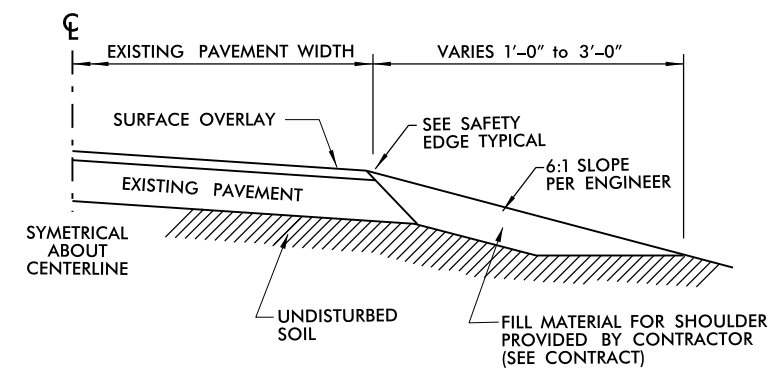
- NOTES:  
 1) DETAIL DOES NOT APPLY TO OGAFB AND ULTRA-THIN BONDED WEARING COURSE.  
 2) BACKFILL SHOULDER WITH APPROVED MATERIAL.  
 3) THE SHOULDER WEDGE DEVICE MAY BE DISENGAGED AT PAVED DRIVEWAYS AND SIDE STREETS, HIGH SHOULDERS, AND OTHER LOCATIONS NOT FEASIBLE TO CONSTRUCT AS DIRECTED BY THE ENGINEER.



**SHOULDER WEDGE DETAIL**  
(Resurfacing Adjacent to  
Rutted Shoulder)



**SHOULDER WEDGE DETAIL**  
(Resurfacing Projects w/ NO Widening)



**SHOULDER RECONSTRUCTION**