DocuSign Envelope ID: AB89F0F6-B773-40D5-8637-A50664329E1E

5/28/99

PROJECT REFERENCE NO.	SHEET NO.
R-5740	31

ROADWAY DESIGN ENGINEER
NORTH CAROLINA PROFESSIONAL SEAL 028235 ENGINEER VIRGINIA T. SCHAAF
DocuSigned by: Virginia Schaaf
5/28/2020 | 8:24:05 AM | EDT
4C4A3E3A7B24BF

HYDRAULICS ENGINEER
NORTH CAROLINA PROFESSIONAL SEAL 041957 ENGINEER DAN R. GOODISON
DocuSigned by: Dan Goodison
5/28/2020 | 8:10:43 AM | EDT
A0A0A0A0A0A0A0

DOCUMENT NOT CONSIDERED FINAL UNLESS ALL SIGNATURES COMPLETED

-Y2-

CULVERT HYDRAULIC DATA

DESIGN DISCHARGE	= 45	CFS
DESIGN FREQUENCY	= 25	YRS
DESIGN HW ELEVATION	= 6.1	FT
BASE DISCHARGE	= 59	CFS
BASE FREQUENCY	= 100	YRS
BASE HW ELEVATION	= 6.9	FT
OVERTOPPING DISCHARGE	= 74	CFS
OVERTOPPING FREQUENCY	= >100	YRS
OVERTOPPING ELEVATION	= 8.1	FT

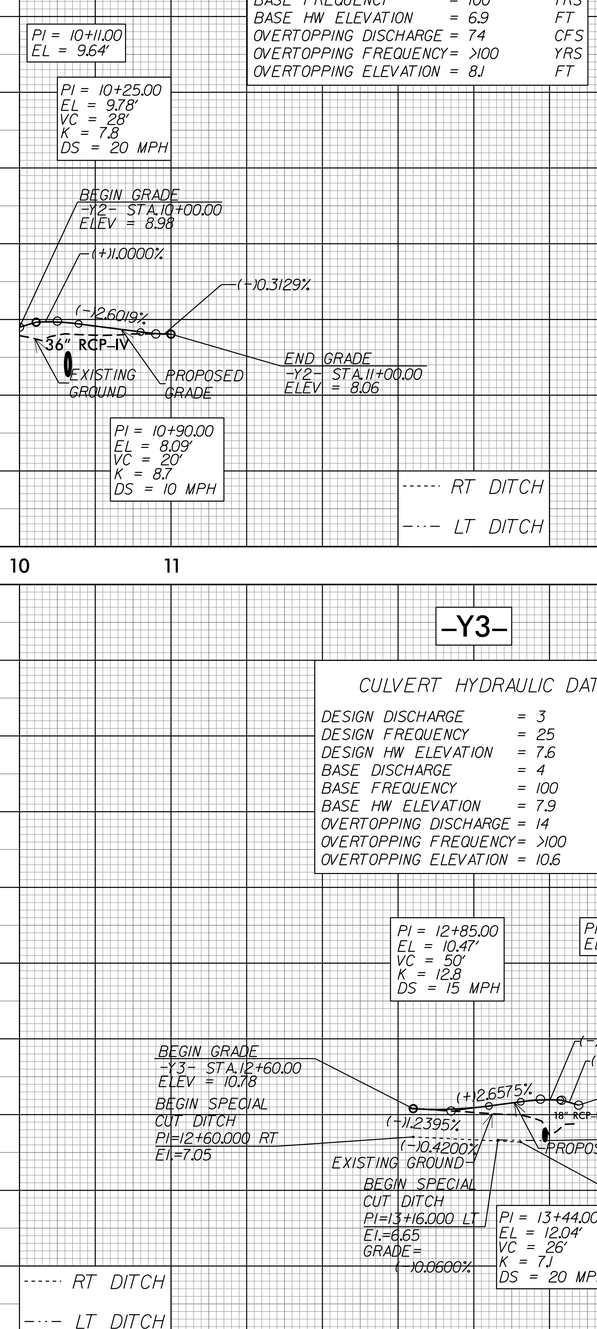

NOTE: SEE SHEET 9 FOR -Y2- PLAN VIEW

-Y3-

CULVERT HYDRAULIC DATA

DESIGN DISCHARGE	= 3	CFS
DESIGN FREQUENCY	= 25	YRS
DESIGN HW ELEVATION	= 7.6	FT
BASE DISCHARGE	= 4	CFS
BASE FREQUENCY	= 100	YRS
BASE HW ELEVATION	= 7.9	FT
OVERTOPPING DISCHARGE	= 14	CFS
OVERTOPPING FREQUENCY	= >100	YRS
OVERTOPPING ELEVATION	= 10.6	FT

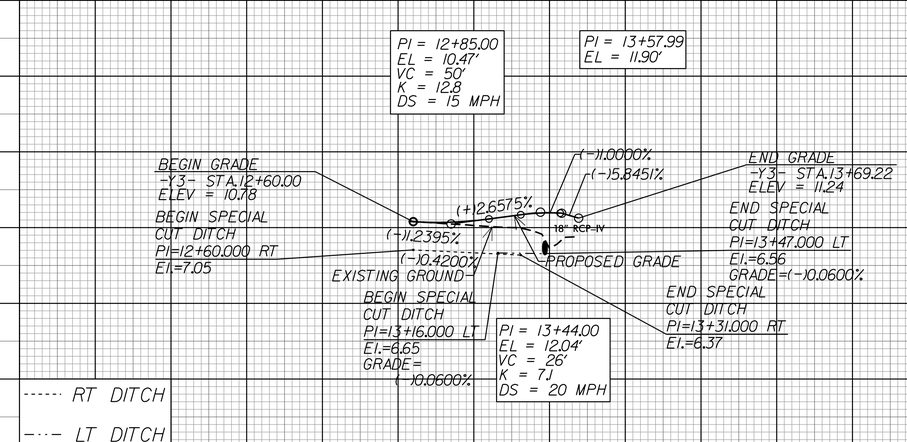

NOTE: SEE SHEET 10 FOR -Y3- PLAN VIEW

-DR5-

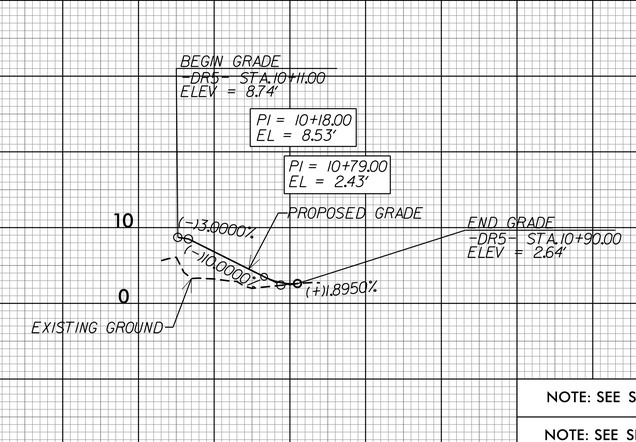

NOTE: SEE SHEET 9 FOR -DR5- PLAN VIEW

26-JAN-2020 20:23
R:\Roadway\Proj\R5740_rdy_pfl_PSH.dgn
$$$$USERNAME$$$$