

PAVEMENT SCHEDULE

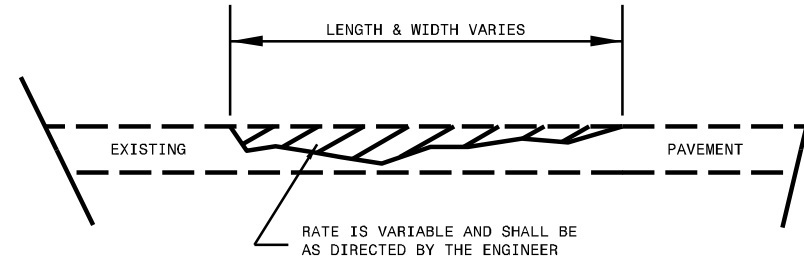
PROJECT REFERENCE NO.

SHEET NO.

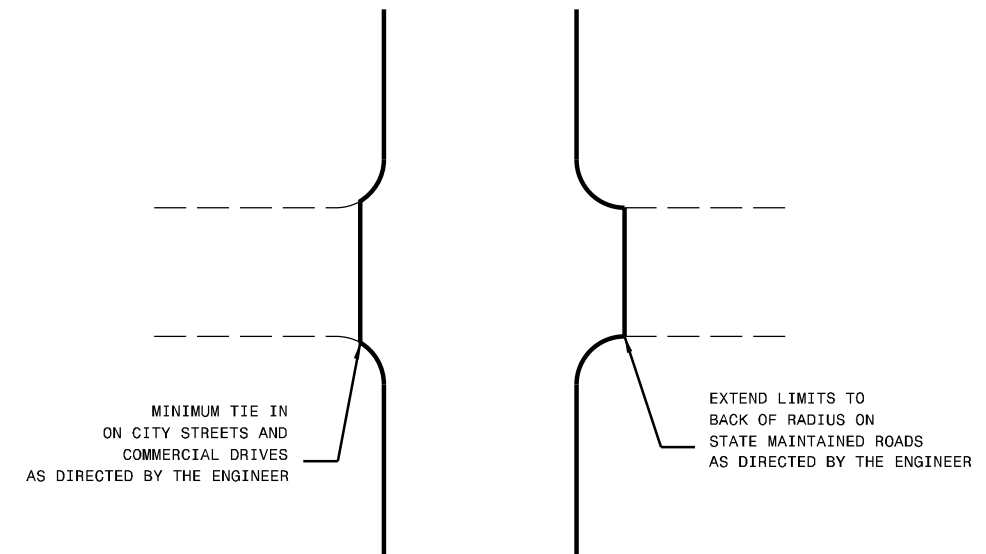
2021CPT.05.12.20352.1

2

F1	PROP. ASPHALT SURFACE TREATMENT, DOUBLE SEAL
F2	PROP. FOG SEAL TO BE APPLIED WITHIN 5 DAYS OF DOUBLE SEAL ROADWAY SURFACE TO BE SWEEPED PRIOR TO FOG SEAL APPLICATION
U	EXISTING PAVEMENT

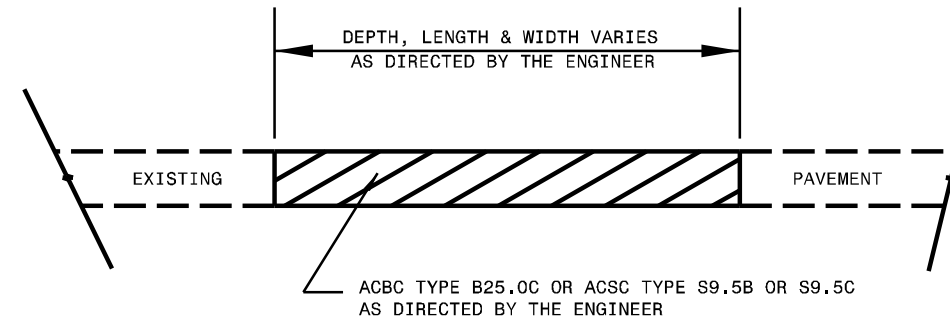


ASPHALT CONCRETE SURFACE COURSE
(LEVELING COURSE)



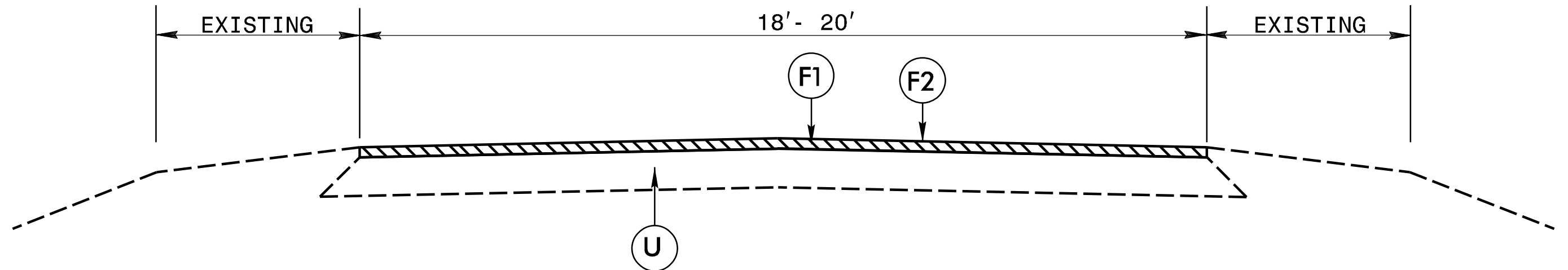
DETAIL OF PROJECT LIMITS AT
Y LINES

SEAL TYPES AND MATERIAL APPLICATION RATES					
MAP #	TYPE OF SEAL	LAYER	AGGREGATE TYPE	AGGREGATE TARGET RATES (LBS/SY)	EMULSION TARGET RATES (GAL/SY)
ALL MAPS	DOUBLE	BOTTOM	78M	18	0.30
		TOP	9M	9	0.25
			EMULSION TYPE		
ALL MAPS	FOG SEAL	WITHIN 5 DAYS OF DOUBLE SEAL	CSS-1H		0.12



PATCHING EXISTING PAVEMENT
MILLING (IF REQUIRED BY TYPICAL) TO BE PERFORMED PRIOR TO PATCHING

* SEE SP06 R054 FOR TOLERANCE LIMITS



TYPICAL SECTION 1