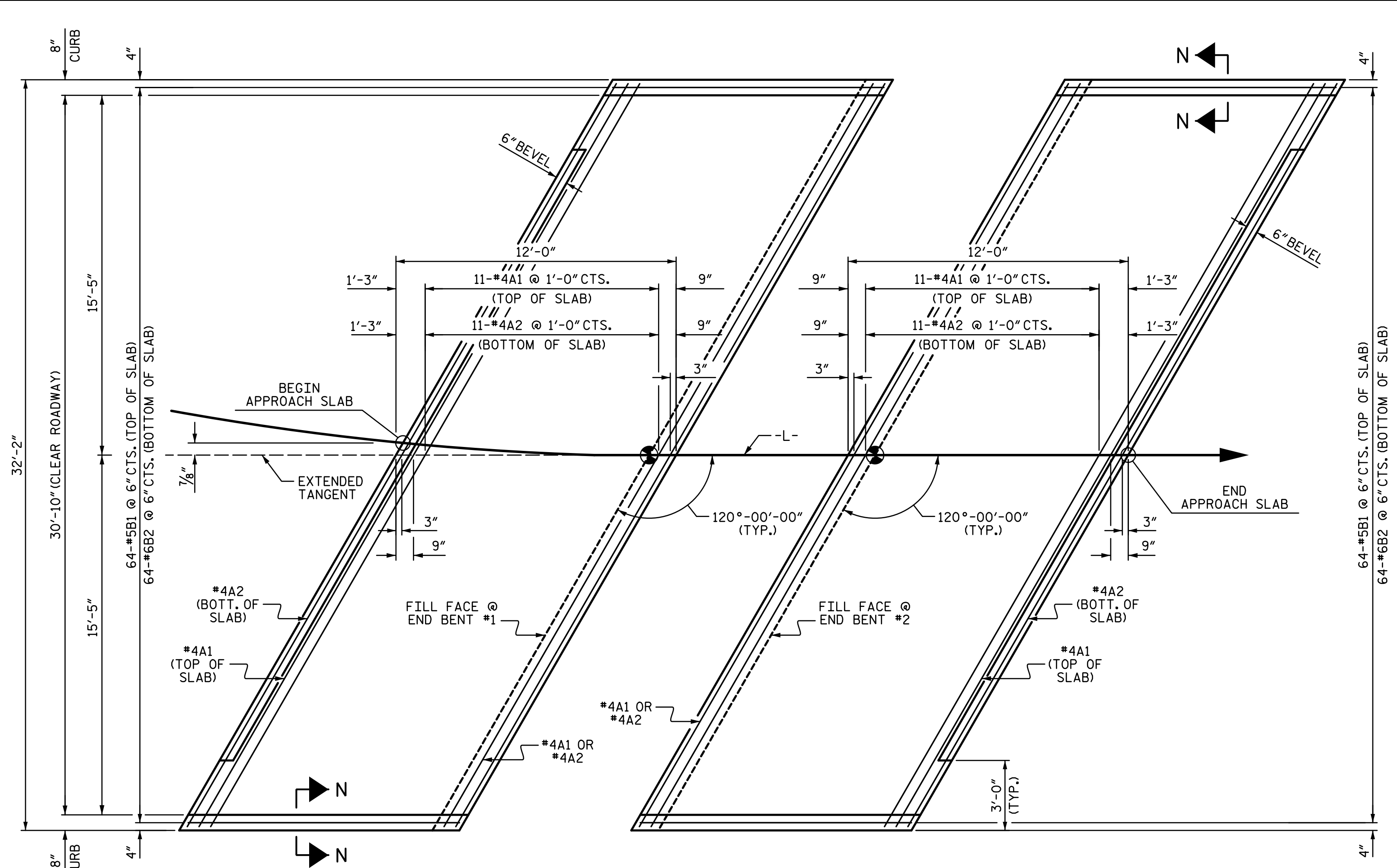
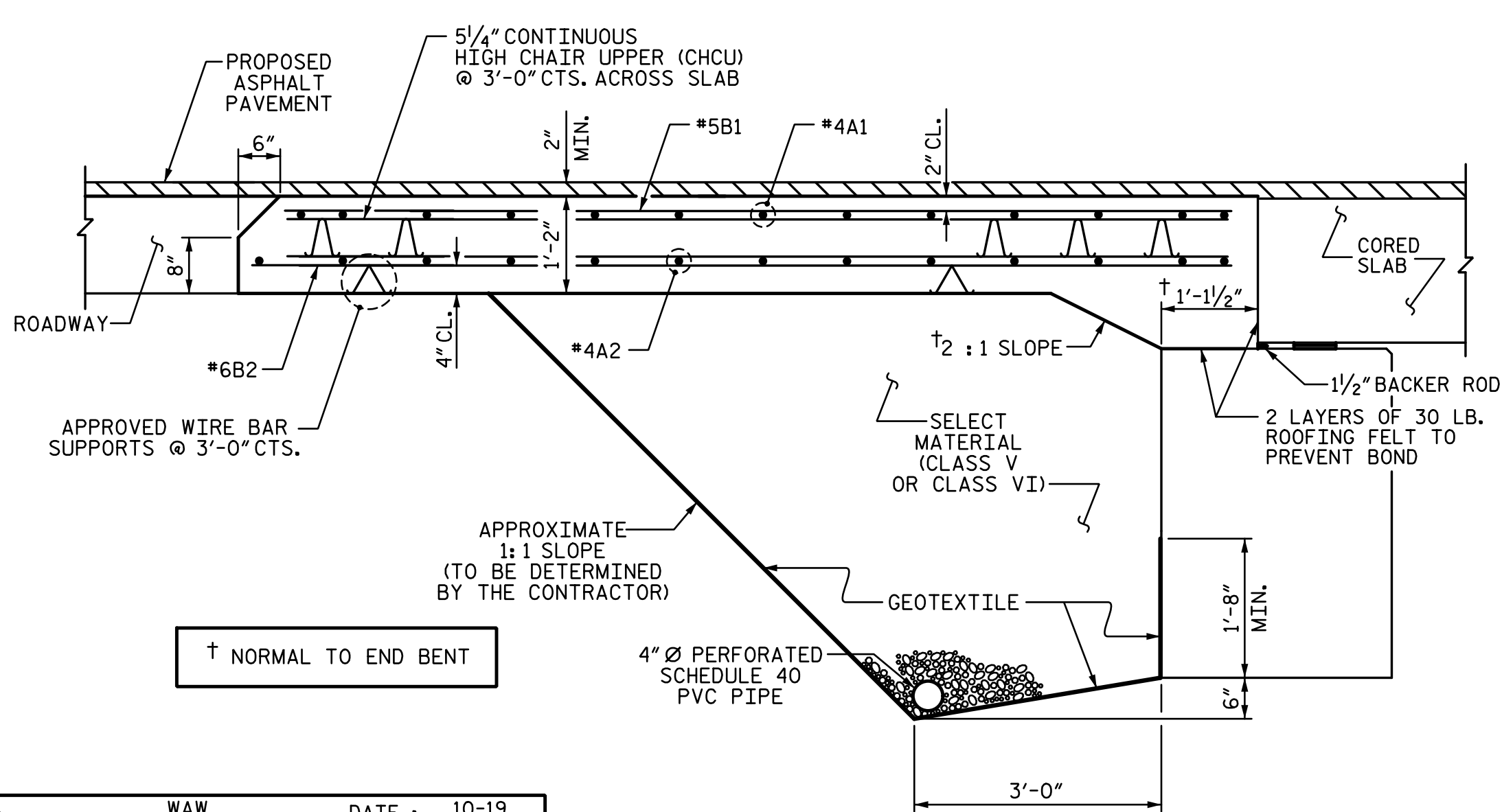


R:\Structures\station\Finals\401\_045\_BR-0125\_SML\_AS\_023\_960663.dgn 3:12:32 PM 5/4/2020 Jones



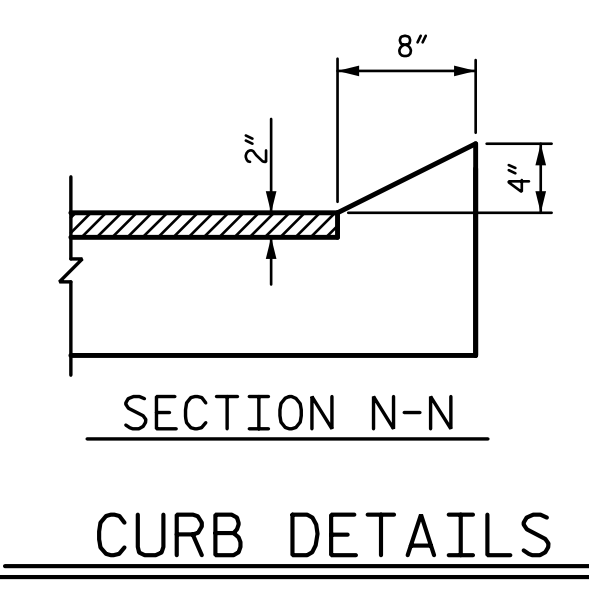
**PLAN @ END BENT #1**      **PLAN @ END BENT #2**  
 DIMENSIONS SHOWN ARE TYPICAL FOR BOTH APPROACH SLABS



**SECTION THRU SLAB**  
 (TYPE II - MODIFIED APPROACH FILL)

DRAWN BY : WAW	DATE : 10-19
CHECKED BY : JWJ	DATE : 11-19
DESIGN ENGINEER OF RECORD : JWJ	DATE : 04-20
DRAWN BY : SHS/MAA 5-09	REV. 12-17 MAA/THC
CHECKED BY : BCH 5-09	REV. 08-19 BNB/THC

SPlice LENGTHS		
BAR SIZE	EPOXY COATED	UNCOATED
#4	1'-11"	1'-7"
#5	2'-5"	2'-0"
#6	3'-7"	2'-5"



**SECTION N-N**  
**CURB DETAILS**

**NOTES**

FOR BRIDGE APPROACH FILL INCLUDING GEOTEXTILE, 4" Ø DRAINAGE PIPE, AND SELECT MATERIAL BACKFILL, SEE ROADWAY PLANS.

GEOTEXTILE SHALL BE TYPE 1 IN ACCORDANCE WITH THE STANDARD SPECIFICATIONS SECTION 1056.

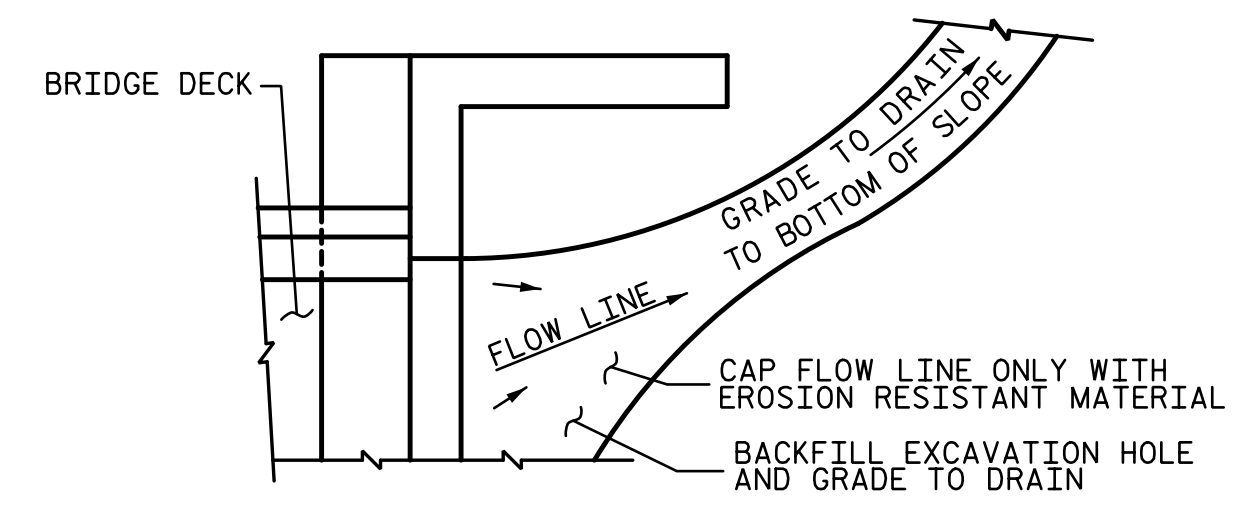
SELECT MATERIAL BACKFILL (CLASS V OR CLASS VI) SHALL BE IN ACCORDANCE WITH STANDARD SPECIFICATIONS SECTION 1016.

SELECT MATERIAL BACKFILL IS TO BE CONTINUOUS ALONG FILL FACE OF BACKWALL FROM OUTSIDE EDGE TO OUTSIDE EDGE OF APPROACH SLAB.

FOR THE 4" Ø DRAINAGE PIPE OUTLET(S), SEE ROADWAY STANDARD DRAWINGS.

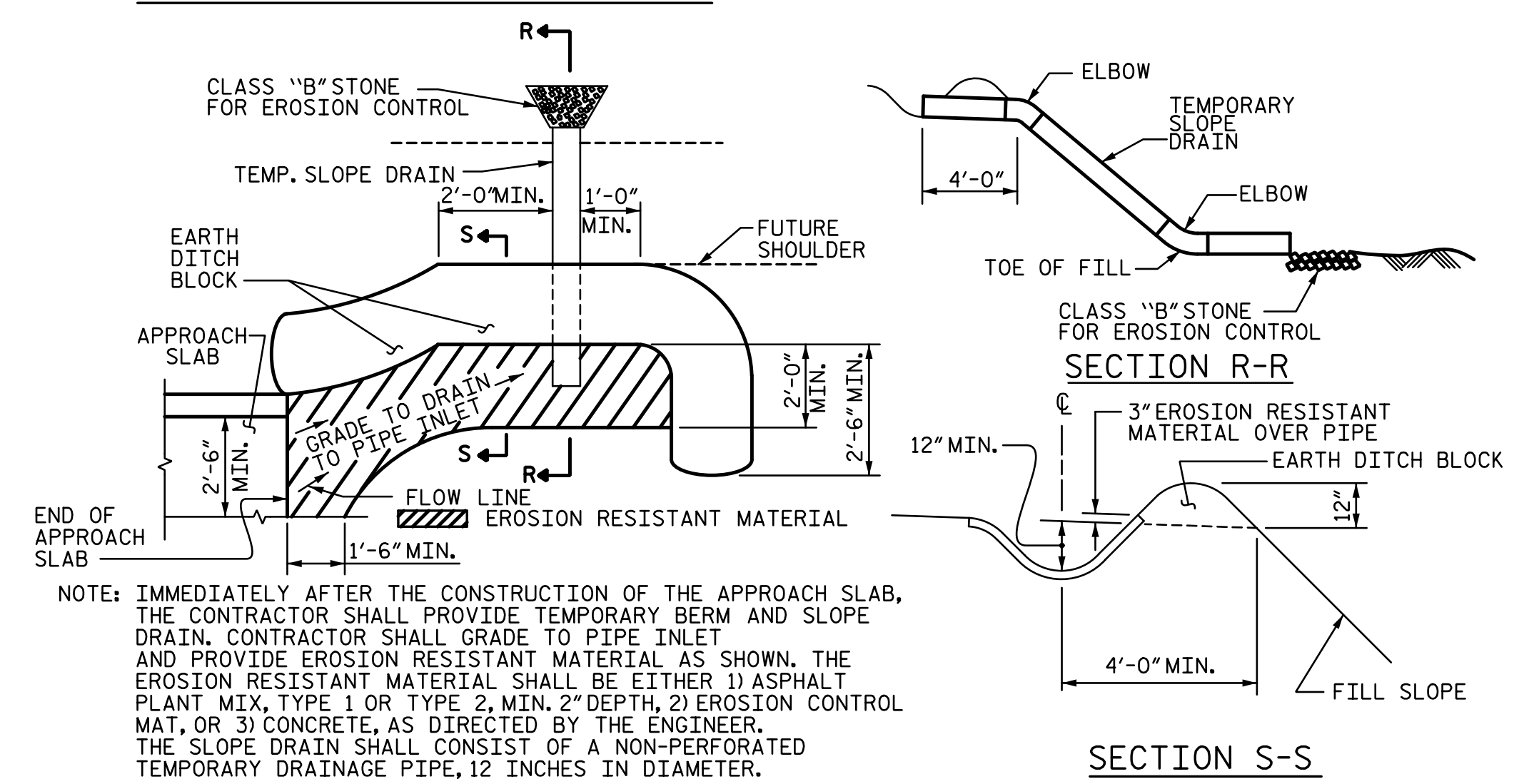
AREA BETWEEN THE WINGWALL AND APPROACH SLAB SHALL BE GRADED TO DRAIN THE WATER AWAY FROM THE FILL FACE OF THE BRIDGE AND SHALL BE PAVED. SEE ROADWAY PLANS.

APPROACH SLAB GROOVING IS NOT REQUIRED.



NOTE: IF THE APPROACH SLAB IS NOT CONSTRUCTED IMMEDIATELY AFTER THE BACKFILLING OF THE END BENT EXCAVATION, GRADE TO DRAIN TO THE BOTTOM OF THE SLOPE AND PROVIDE EROSION RESISTANT MATERIAL, SUCH AS FIBERGLASS ROVING OR AS DIRECTED BY THE ENGINEER TO PREVENT SOIL EROSION AND TO PROTECT THE AREA ADJACENT TO THE STRUCTURE. THE CONTRACTOR WILL BE REQUIRED TO REMOVE THESE MATERIALS PRIOR TO CONSTRUCTION OF THE APPROACH SLAB.


**TEMPORARY DRAINAGE DETAIL**



**PLAN VIEW**  
**TEMPORARY BERM AND SLOPE DRAIN DETAILS**  
 (TO BE USED WHEN SHOULDER BERM GUTTER IS REQUIRED)

BILL OF MATERIAL					
APPROACH SLAB AT EB #1					
BAR	NO.	SIZE	TYPE	LENGTH	WEIGHT
*A1	13	#4	STR	36'-8"	318
A2	13	#4	STR	36'-8"	318
*B1	64	#5	STR	11'-1"	740
B2	64	#6	STR	11'-7"	1113
REINFORCING STEEL					LBS. 1431
* EPOXY COATED REINFORCING STEEL					LBS. 1058
CLASS AA CONCRETE					C. Y. 18.6
APPROACH SLAB AT EB #2					
BAR	NO.	SIZE	TYPE	LENGTH	WEIGHT
*A1	13	#4	STR	36'-8"	318
A2	13	#4	STR	36'-8"	318
*B1	64	#5	STR	11'-1"	740
B2	64	#6	STR	11'-7"	1113
REINFORCING STEEL					LBS. 1431
* EPOXY COATED REINFORCING STEEL					LBS. 1058
CLASS AA CONCRETE					C. Y. 19.8

PROJECT NO. **BR-0125**  
**WILKES** COUNTY  
 STATION: **15+36.00 -L-**



**STV** 100 YEARS  
 STV ENGINEERS, INC.  
 900 West Trade St., Suite 715  
 Charlotte, NC 28202  
 NC License Number F-0991

DOCUMENT NOT CONSIDERED  
 FINAL UNLESS ALL  
 SIGNATURES COMPLETED

STATE OF NORTH CAROLINA  
 DEPARTMENT OF TRANSPORTATION  
 RALEIGH  
**STANDARD**  
**BRIDGE APPROACH SLAB**  
**FOR PRESTRESSED CONCRETE**  
**CORED SLAB UNIT**  
**(SUB-REGIONAL TIER)**  
**120° SKEW**

REVISIONS				SHEET NO.
NO.	BY:	DATE:	NO.	DATE:
1			3	
2			4	

TOTAL SHEETS: 23