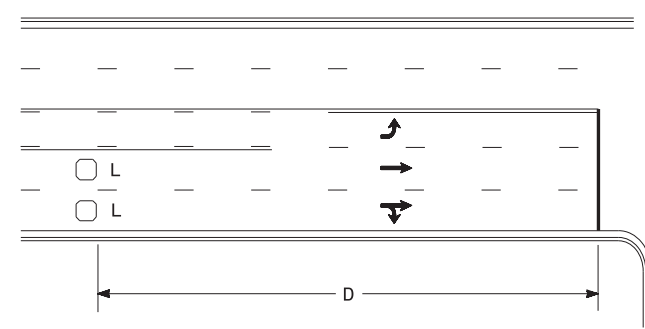


High Speed Detection (≥40 mph)

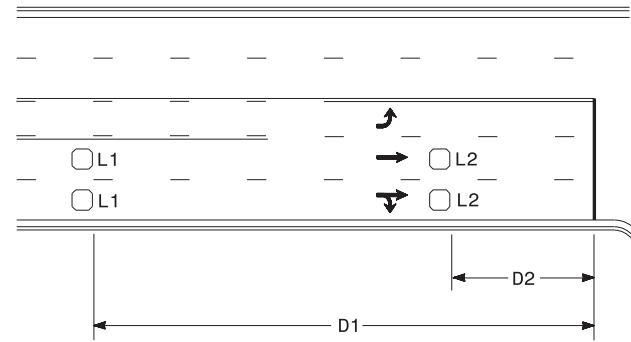


| Speed Limit mph | D ft |
|--------------------|---------|
| 40 | 250 |
| 45 | 300 |
| 50 | 355 |
| 55 | 420 |

L = 6ft X 6ft
Wired separately

Volume Density Operation

OR

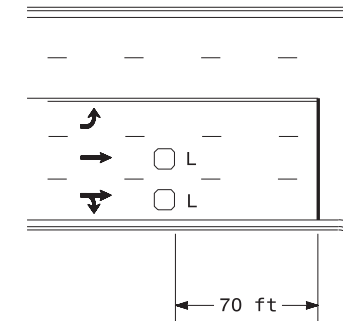


| Speed Limit mph | D1 ft | D2 ft |
|--------------------|----------|----------|
| 40 | 250 | 80 |
| 45 | 300 | 90 |
| 50 | 355 | 100 |
| 55 | 420 | 110 |

L1 = 6ft X 6ft
Wired in series
L2 = 6ft X 6ft
Wired in series

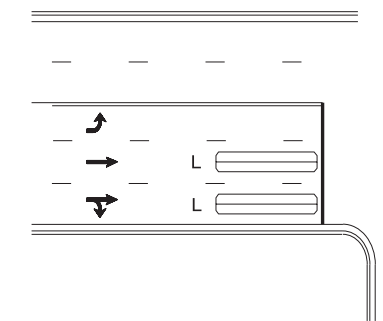
"Stretch" Operation

Low Speed Detection (≤35 mph)



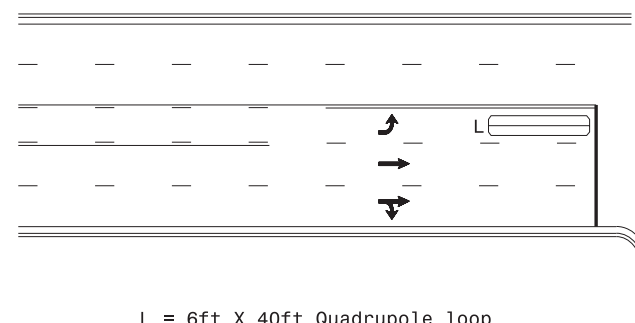
L = 6ft X 6ft
Wired in series

OR



L = 6ft X 40ft
Quadrupole loop, wired separately

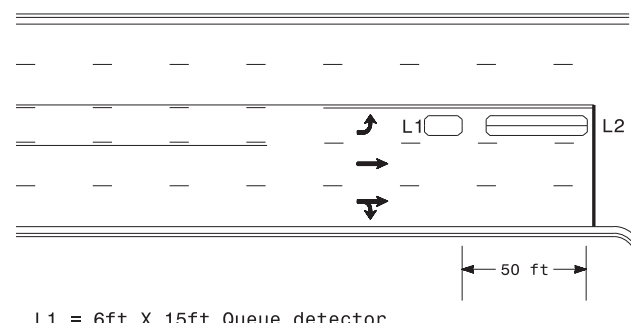
Left Turn Lane Detection



L = 6ft X 40ft Quadrupole loop

Presence Loop Detection

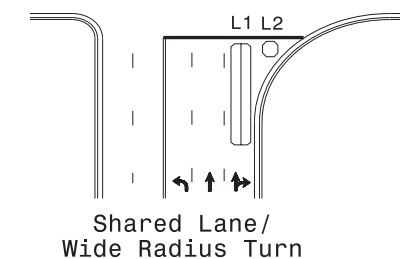
OR



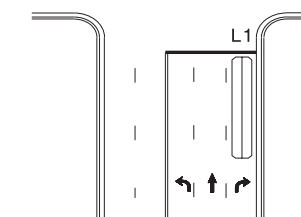
L1 = 6ft X 15ft Queue detector
L2 = 6ft X 40ft Quadrupole loop

Queue Loop Detection

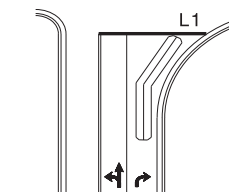
Right Turn Lane Detection



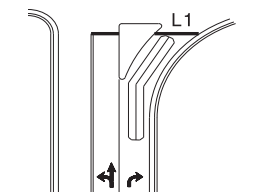
L1 = 6ft X 40ft Quadrupole loop
L2 = 6ft X 6ft [Minimum] Presence loop
Wired separately



Standard Turn

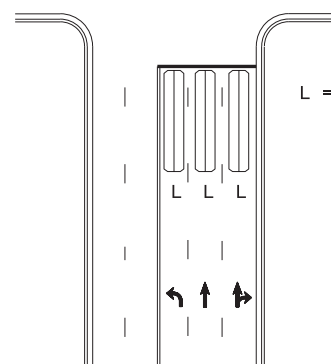


Wide Radius Turn



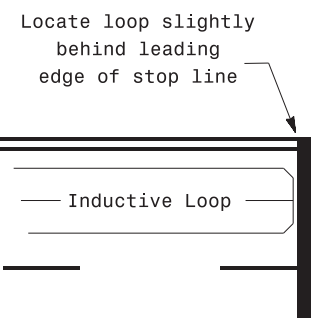
Channelized Turn

Side Street Detection



L = 6ft X 40ft
Quadrupole loop
Wired to separate
detectors/channels

Presence Loop Placement at Stop Lines



Note:
Loop may be located in advance of stop line under any of the following conditions:
1) stop line is greater than 15' from edge of intersecting roadway
2) loop detects a permissive or protected/permissive left turn
3) for an exclusive right turn lane

Recommended Number of Turns

Single 6' X 6' loop
(when wired separately):

| Length of Lead-in ft | Number of Turns |
|-------------------------|-----------------|
| < 250 | 3 |
| 250-375 | 4 |
| 375-525 | 5 |
| > 525 | 6 |

Quadrupole loops: Use 2-4-2 turns

6' X 15' Loops:
Lead-in < 150', use 2 turns
Lead-in > 150', use 3 turns

750 N. Greenfield Pkwy, Garner, NC 27529

Prepared In the Offices of:

TRANSPORTATION MOBILITY AND SAFETY DIVISION
STATE OF NORTH CAROLINA
SIGNAL DESIGN SECTION

SEAL
NORTH CAROLINA
PROFESSIONAL ENGINEER
JASON P. GALLOWAY
029904

| Typical Signal Loop Locations | |
|-------------------------------|-----------------------|
| PLAN DATE: September 2020 | REVIEWED BY: JPG |
| PREPARED BY: PLA | REVIEWED BY: |
| SCALE: N/A | REVISIONS: INIT. DATE |
| | |
| | |

9/8/2020
DATE

SIG. INVENTORY NO.